

US00D498710S

(12) **United States Design Patent**
Chiang et al.

(10) **Patent No.:** **US D498,710 S**

(45) **Date of Patent:** **** Nov. 23, 2004**

(54) **BICYCLE CRANK**

D446,169 S * 8/2001 Masui D12/123

(75) Inventors: **Douglas Chiang**, Taichung Hsien (TW);
David Michael Anthony, Taichung
Hsien (TW)

* cited by examiner

Primary Examiner—Robin V. Taylor

Assistant Examiner—Linda Brooks

(73) Assignee: **Tien Hsin Industries Co., Ltd.**,
Taichung Hsien (TW)

(74) *Attorney, Agent, or Firm*—Alan D. Kamrath; Nikolai
& Mersereau, P.A.

(**) Term: **14 Years**

(57) **CLAIM**

The ornamental design for a bicycle crank, as shown and
described.

(21) Appl. No.: **29/185,620**

(22) Filed: **Jun. 30, 2003**

DESCRIPTION

(51) **LOC (7) Cl.** **12-11**

FIG. 1 is a front elevational view of a bicycle crank showing
my design;

(52) **U.S. Cl.** **D12/123**

FIG. 2 is a rear elevational view thereof;

(58) **Field of Search** D12/123; 74/594.1-594.4;
280/259; 474/152, 160

FIG. 3 is a left side elevational view thereof;

FIG. 4 is a right side elevational view thereof;

FIG. 5 is a top plan view thereof;

FIG. 6 is a bottom plan view thereof; and,

FIG. 7 is a perspective view thereof.

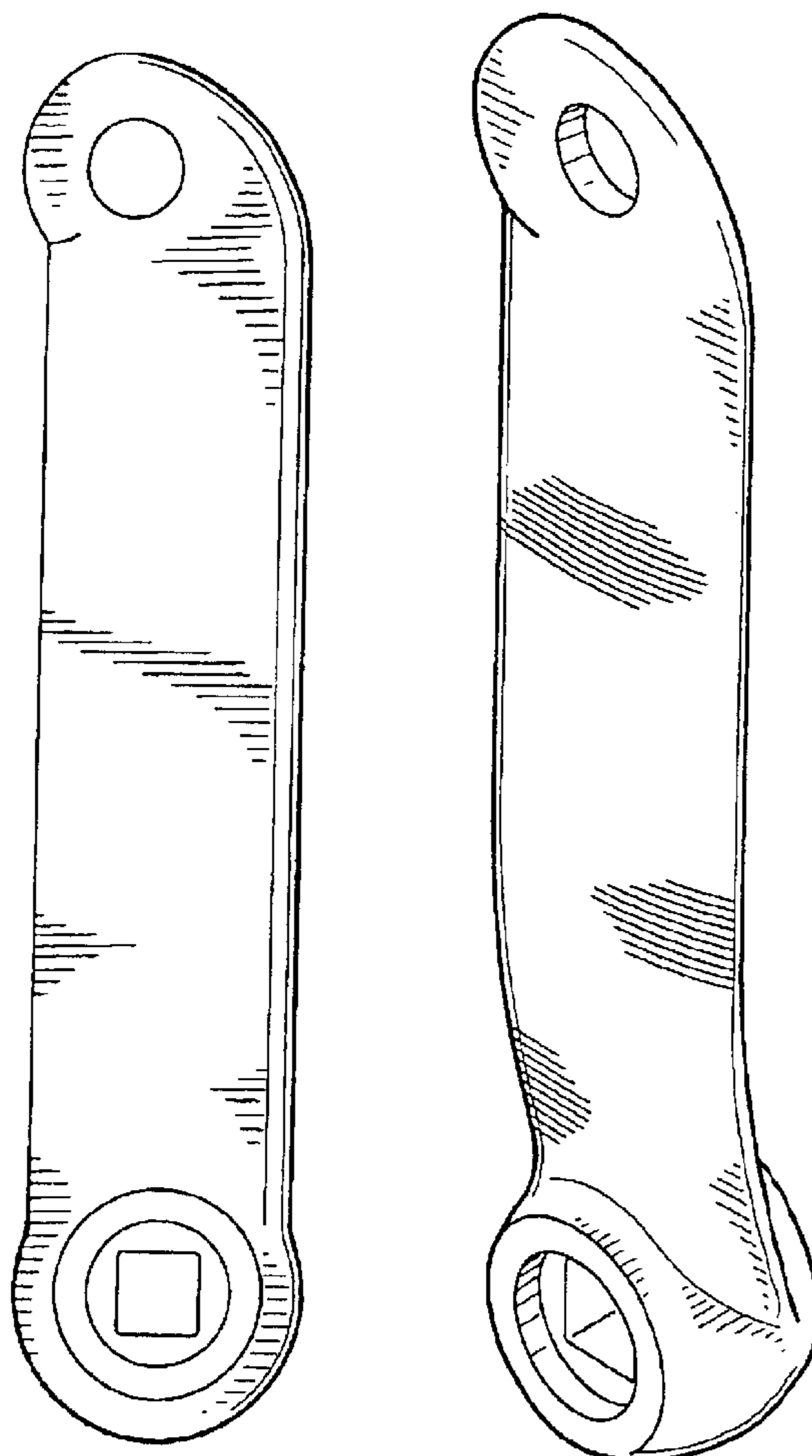
(56) **References Cited**

U.S. PATENT DOCUMENTS

D319,808 S * 9/1991 Cook D12/123

D401,539 S * 11/1998 Humphries et al. D12/123

1 Claim, 4 Drawing Sheets



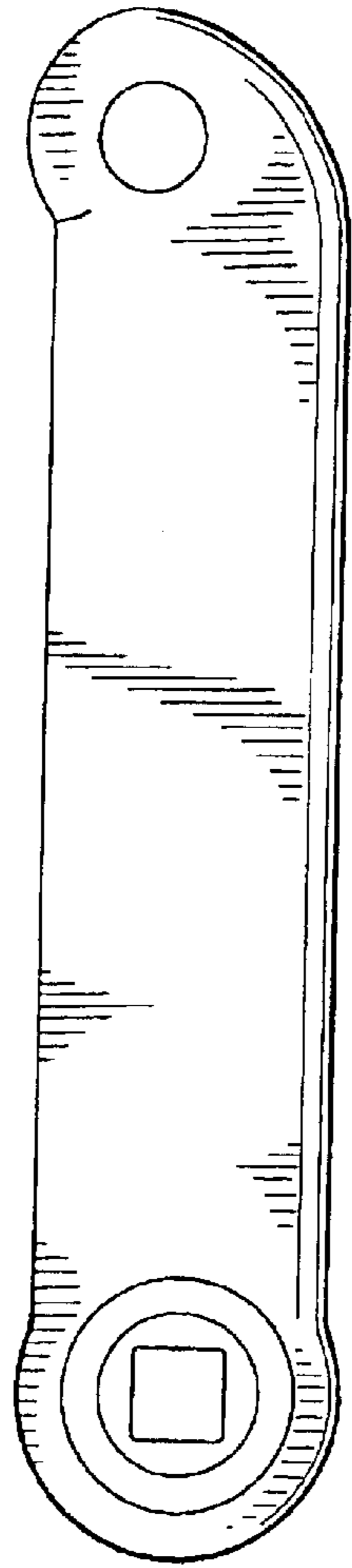


FIG. 1




FIG. 2

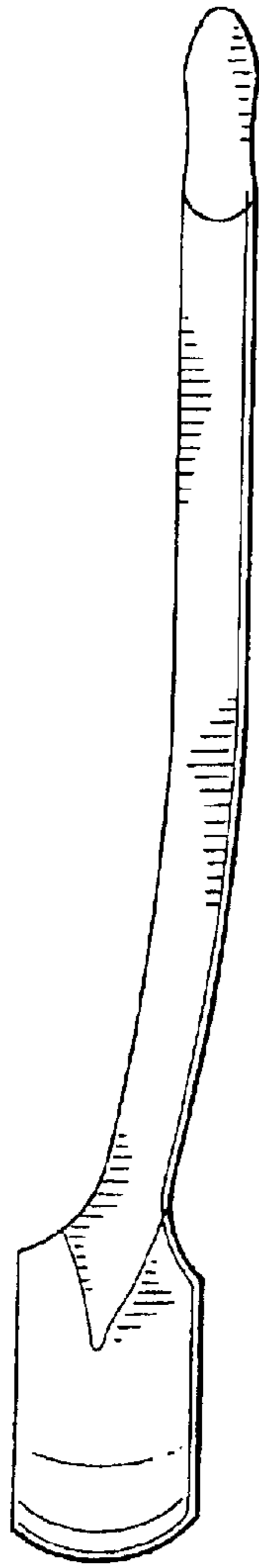


FIG. 3



FIG. 4

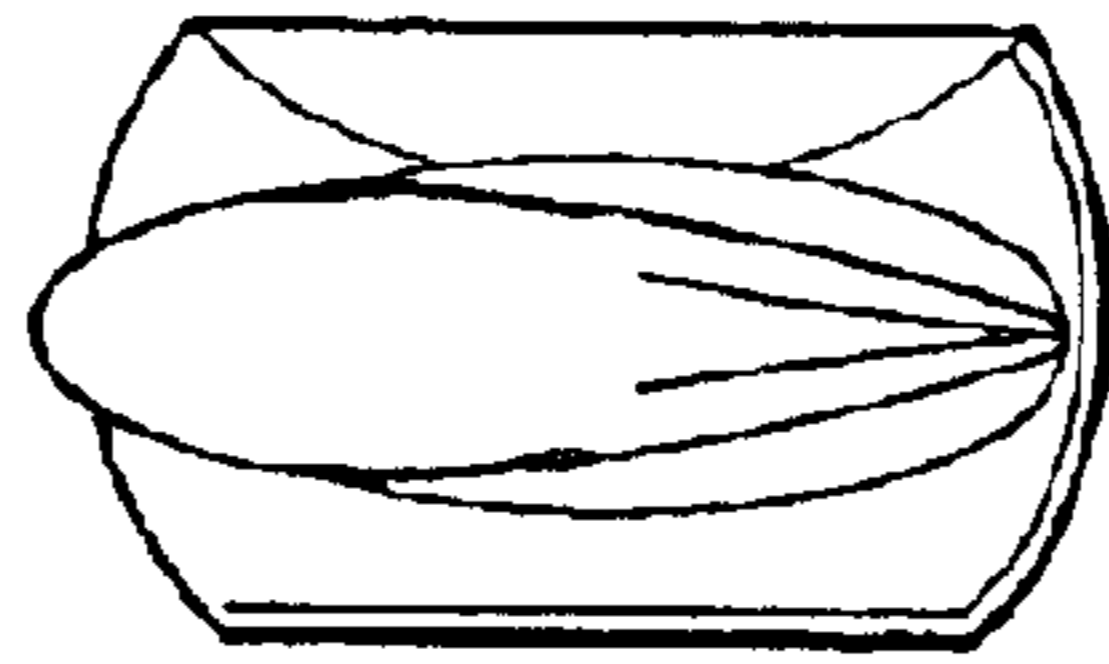


FIG. 5




FIG. 6

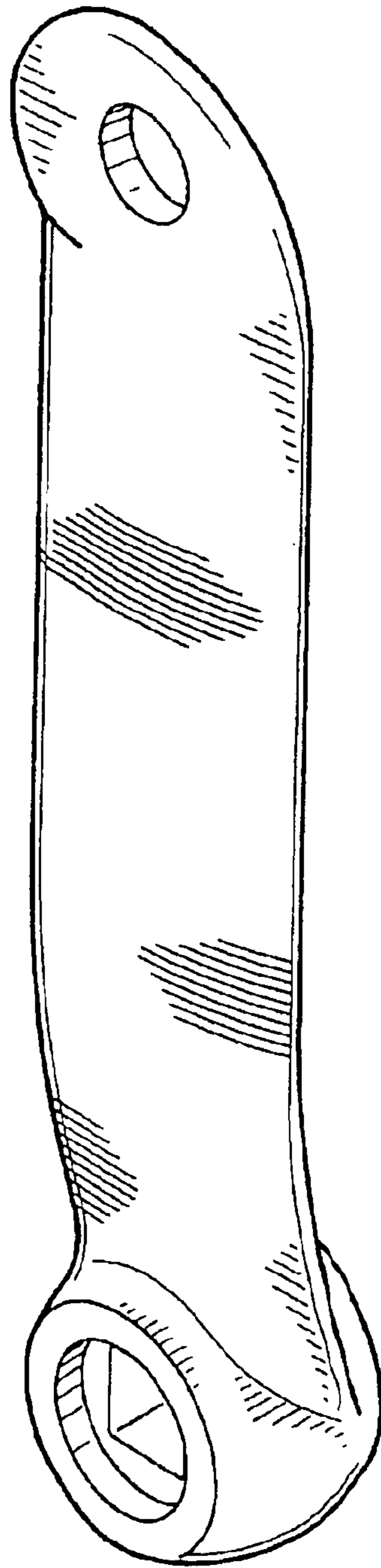


FIG. 7