

US00D498705S

(12) **United States Design Patent** (10) **Patent No.:** **US D498,705 S**
Meissner (45) **Date of Patent:** **** Nov. 23, 2004**

(54) **MIDDLE CAB OF AN OVERHEAD SUSPENDED TRAIN**

Primary Examiner—Nelson C. Holtje
(74) *Attorney, Agent, or Firm*—Piper Rudnick LLP

(75) Inventor: **J. Michael Meissner**, Hinsdale, IL (US)

(57) **CLAIM**

(73) Assignee: **HYTRAN Transportation Corporation**, Hinsdale, IL (US)

The ornamental design for a middle cab of an overhead suspended train, as shown and described.

(**) Term: **14 Years**

DESCRIPTION

(21) Appl. No.: **29/194,441**

FIG. 1 is a perspective view of a middle cab for an overhead suspended train showing my design;

(22) Filed: **Nov. 25, 2003**

FIG. 2 is a top plan view of the middle cab of FIG. 1;

(51) **LOC (7) Cl.** **12-03**

(52) **U.S. Cl.** **D12/37; D12/38**

(58) **Field of Search** D12/36, 37, 38,
D12/39-40; 104/118-121, 281, 289, 89,
94

FIG. 3 is a bottom plan view of the middle cab of FIG. 1; FIG. 4 is a side elevational view of the middle cab of FIG. 1, it being understood that the left and right sides of the middle cab are mirror images of one another; and, FIG. 5 is a front elevational view of the middle cab of FIG. 1, it being understood that the front and rear walls of the middle cab are mirror images of one another.

(56) **References Cited**

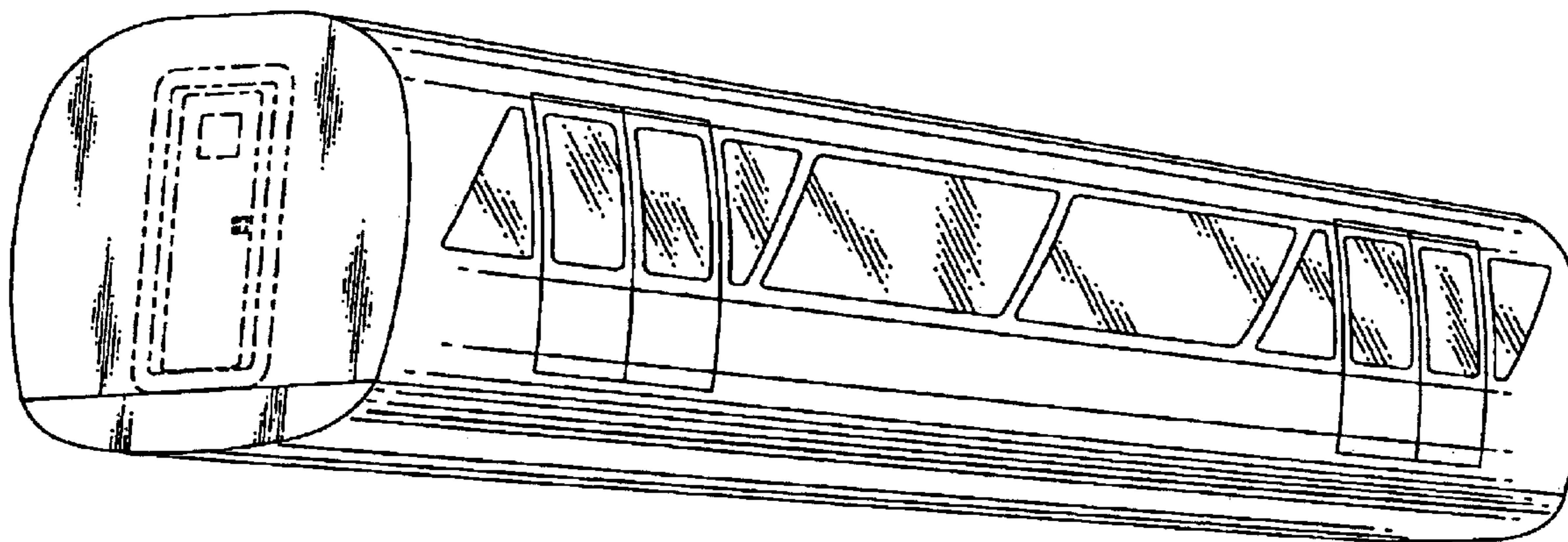
U.S. PATENT DOCUMENTS

2,172,567 A * 9/1939 Peycke 188/33
D292,971 S * 12/1987 Frech et al. D12/37
D421,581 S * 3/2000 Dimson et al. D12/37

In the views of FIGS. 1 and 5, broken lines are used to illustrate the possible placement of doors in the middle cab. The structure shown in broken lines forms no part of the claimed design.

* cited by examiner

1 Claim, 3 Drawing Sheets



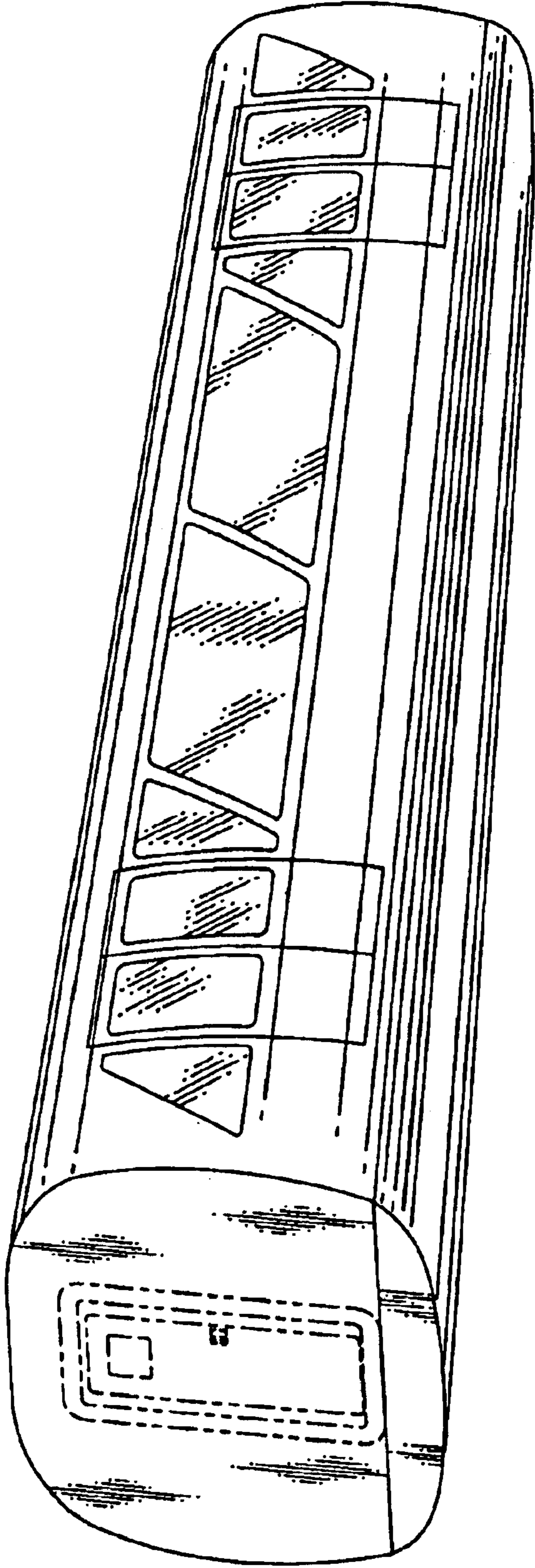


Fig. 1




Fig. 2

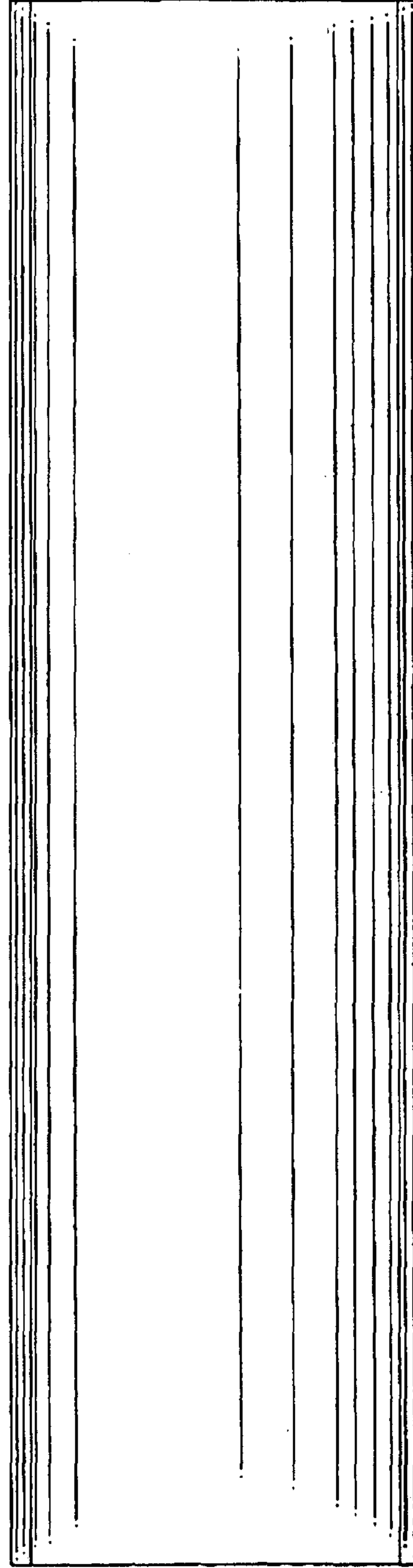


Fig. 3

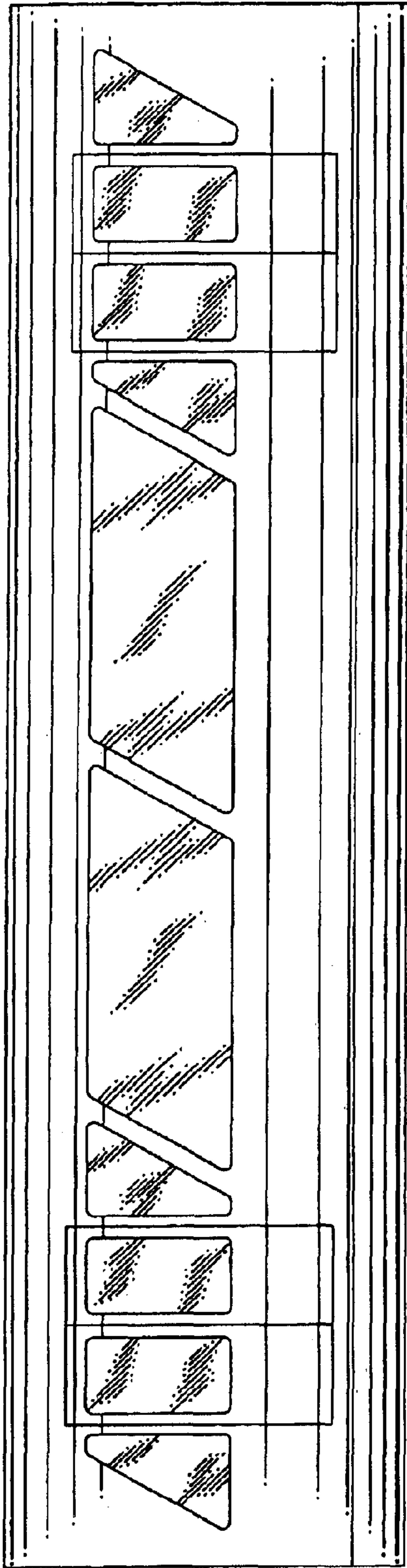


Fig. 4

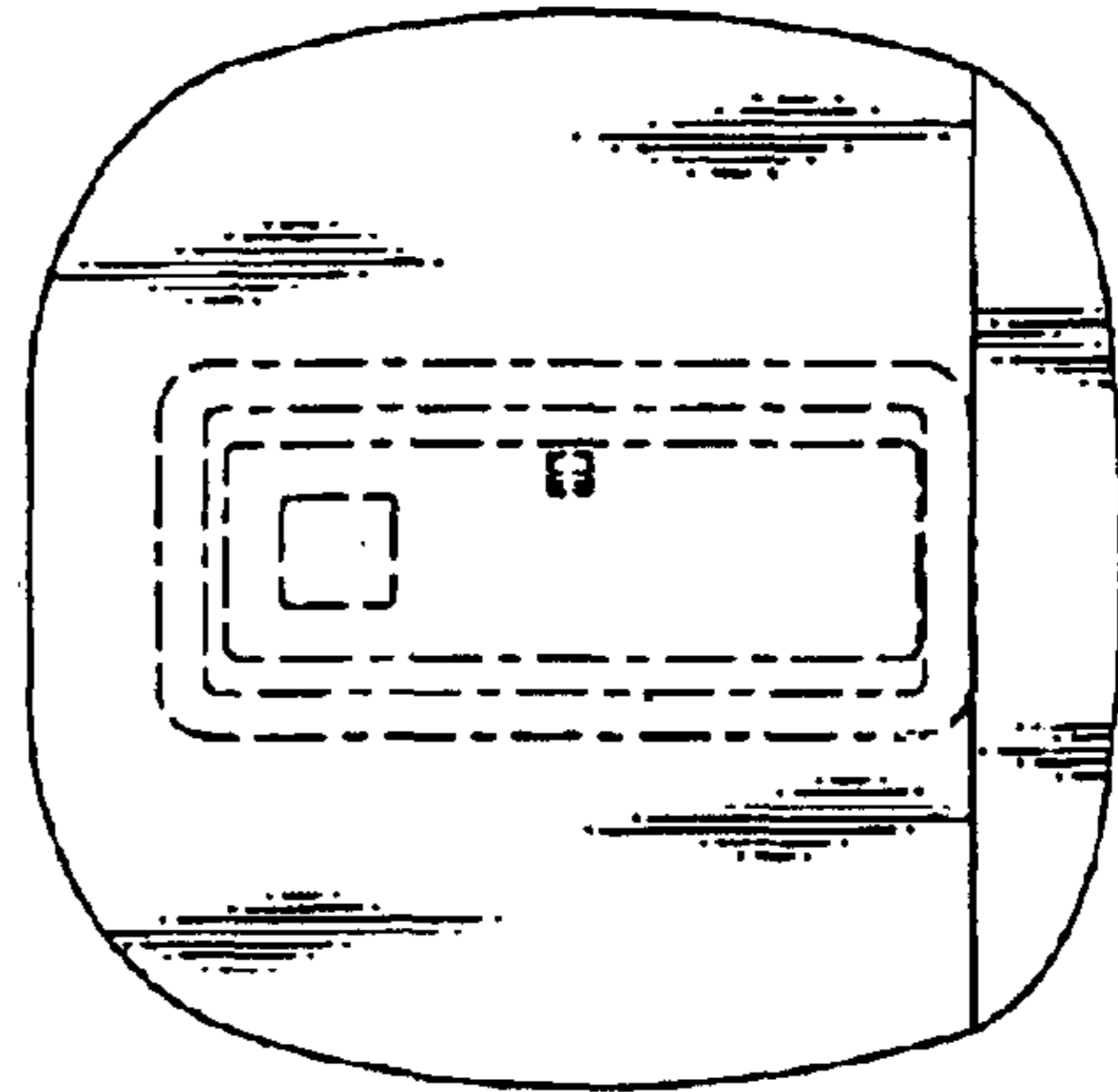


Fig. 5