

US00D498703S

(12) **United States Design Patent** (10) **Patent No.:** **US D498,703 S**  
**Weiser** (45) **Date of Patent:** **\*\* Nov. 23, 2004**

(54) **NOVELTY HAVING WEIGHTED TERMINUS**

(75) **Inventor:** **Margaret Weiser, Tarzana, CA (US)**

(73) **Assignee:** **Exhart Environmental Systems, Inc., Chatsworth, CA (US)**

(\*\*) **Term:** **14 Years**

(21) **Appl. No.:** **29/183,383**

(22) **Filed:** **Jun. 9, 2003**

(51) **LOC (7) Cl.** ..... **11-02**

(52) **U.S. Cl.** ..... **D11/131; D11/141; D11/162; D11/164**

(58) **Field of Search** ..... D11/1, 2, 7, 31, D11/40, 43-45, 47, 49, 57, 79, 82, 85, 86-89, 100, 117, 121, 127, 131, 132-144, 149, 157, 158, 162, 164, 168, 173, 181, 182, 205, 211, 217, 219, 224, 233, 239; D21/576-661; D28/39-42; D6/580, 581; D20/30; 428/7, 11, 12, 15, 16, 28, 31, 32, 542.2, 542.4, 542.6; 446/35, 268-385, 390, 391, 486, 487, 490; 40/411-413

(56) **References Cited**

**U.S. PATENT DOCUMENTS**

278,461 A	5/1883	Screven	
355,578 A	1/1887	Wetzell	
1,448,811 A	* 3/1923	Morrison	24/537
1,727,700 A	9/1929	Dickson	
2,026,934 A	1/1936	DeRosa	
2,028,593 A	1/1936	DeRosa	
2,061,189 A	11/1936	Dungan	
2,066,641 A	* 1/1937	Remer et al.	33/264
2,723,856 A	* 11/1955	Thomson	482/130
D190,913 S	* 7/1961	Burnbaum	D11/121
3,040,476 A	6/1962	Green	
D244,767 S	6/1977	Ditto	D11/137
4,180,932 A	* 1/1980	Millard	40/455
4,578,888 A	* 4/1986	Gomez	40/411
D303,685 S	9/1989	Vafiadis	D21/59
4,949,486 A	8/1990	Belokin et al.	40/414
D317,030 S	5/1991	Peyton	D21/185

D394,463 S	5/1998	Filho	D11/162
5,836,176 A	* 11/1998	Lichtenstein et al.	63/13
D402,231 S	12/1998	Mumford	D11/162
D436,328 S	* 1/2001	Sheridan	D11/162
D464,685 S	10/2002	Weiser	D21/650
D465,373 S	* 11/2002	Wilkinson	D6/581

\* cited by examiner

*Primary Examiner*—Stella Reid

*Assistant Examiner*—C. Tuttle

(74) *Attorney, Agent, or Firm*—Cislo & Thomas LLP

(57) **CLAIM**

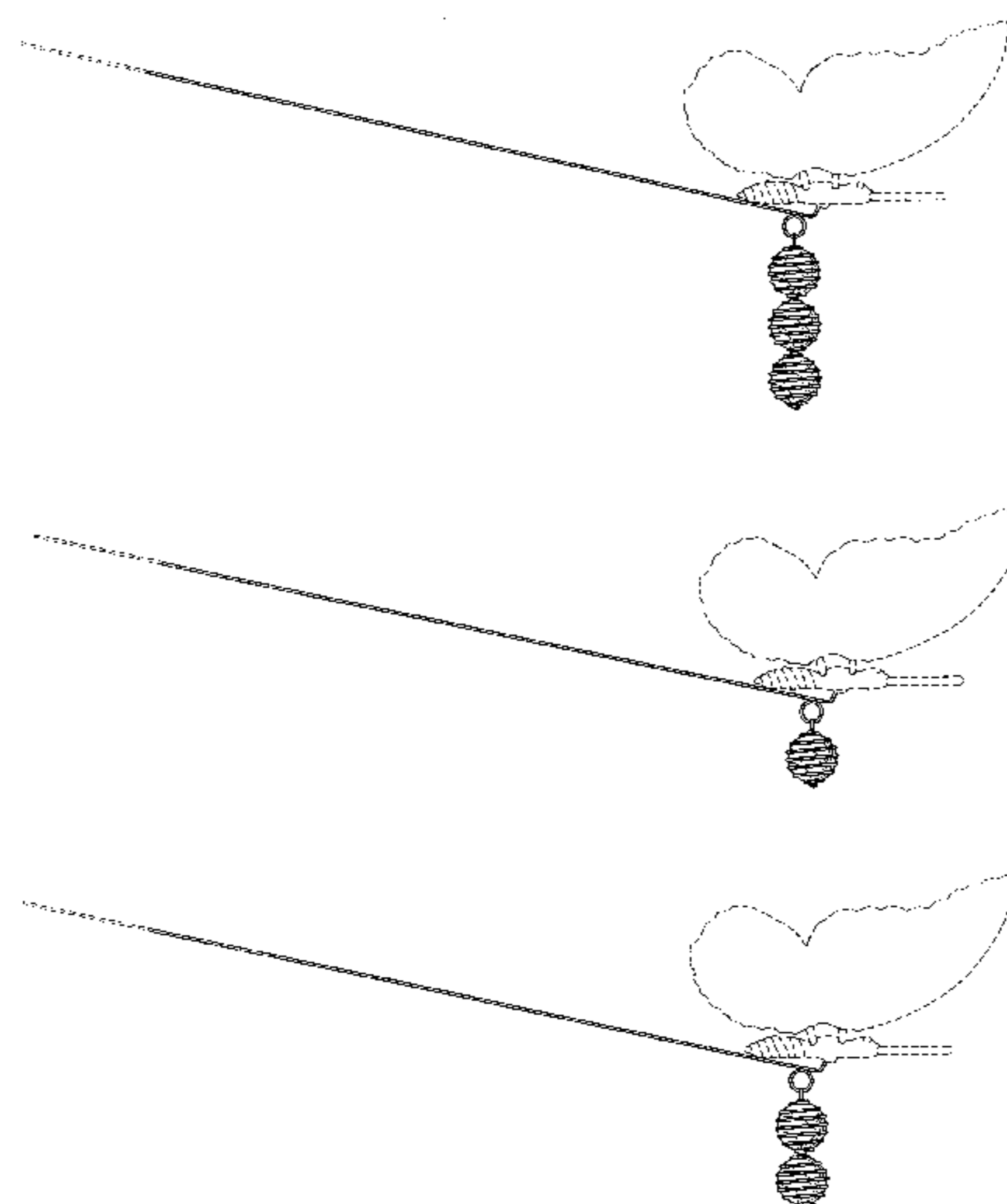
The ornamental design for a novelty having weighted terminus, as shown and described herein.

**DESCRIPTION**

FIG. 1 is a bottom plan view of my new design for a novelty having weighted terminus;  
 FIG. 2 is a top plan view thereof;  
 FIG. 3 is a right side elevational view thereof, the side opposite being a mirror image of the side shown;  
 FIG. 4 is a front elevational view thereof;  
 FIG. 5 is a rear elevational view thereof;  
 FIG. 6 is a right side elevational view showing a second embodiment of my design, the side opposite being a mirror image of the side shown;  
 FIG. 7 is a front elevational view thereof;  
 FIG. 8 is a rear elevational view thereof;  
 FIG. 9 is a bottom plan view thereof;  
 FIG. 10 is a top plan view thereof;  
 FIG. 11 is a top plan view showing a third embodiment of my design;  
 FIG. 12 is a bottom plan view thereof;  
 FIG. 13 is a right side elevational view showing a second embodiment of my design, the side opposite being a mirror image of the side shown;  
 FIG. 14 is a front elevational view thereof; and,  
 FIG. 15 is a rear elevational view thereof.

The portions shown in broken lines are for illustrative purposes only; and form no part of the claimed design.

**1 Claim, 6 Drawing Sheets**






FIG. 1

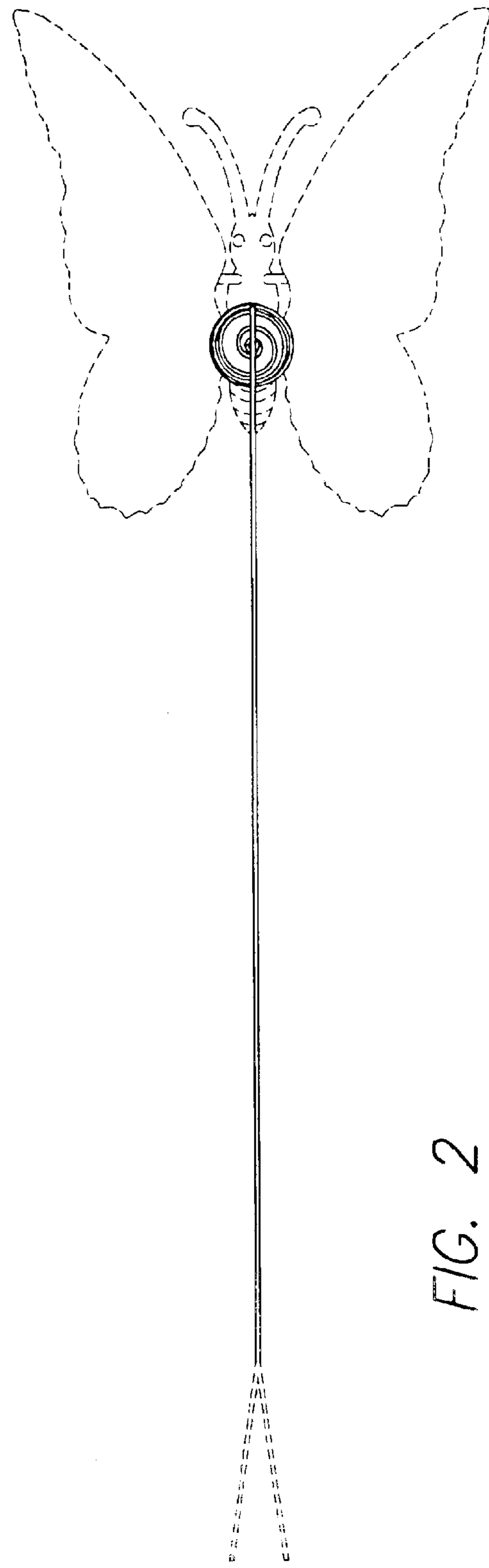


FIG. 2

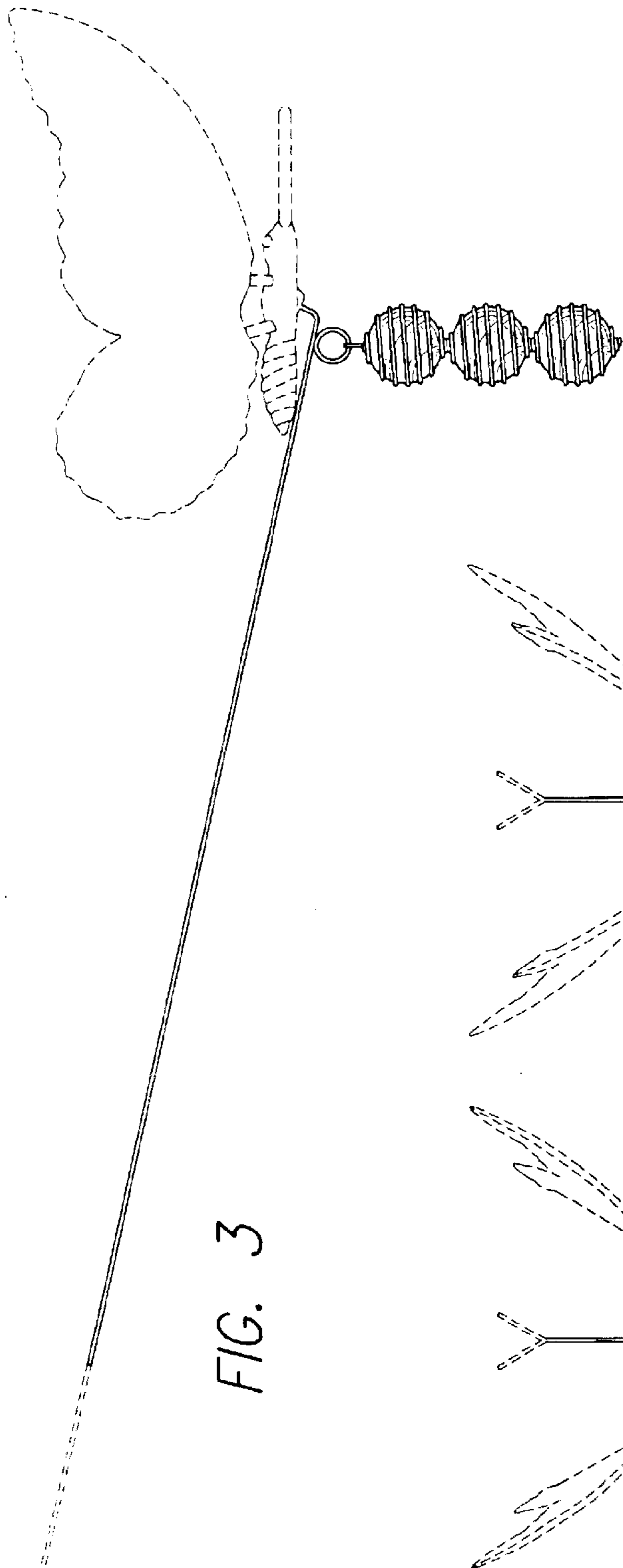


FIG. 3

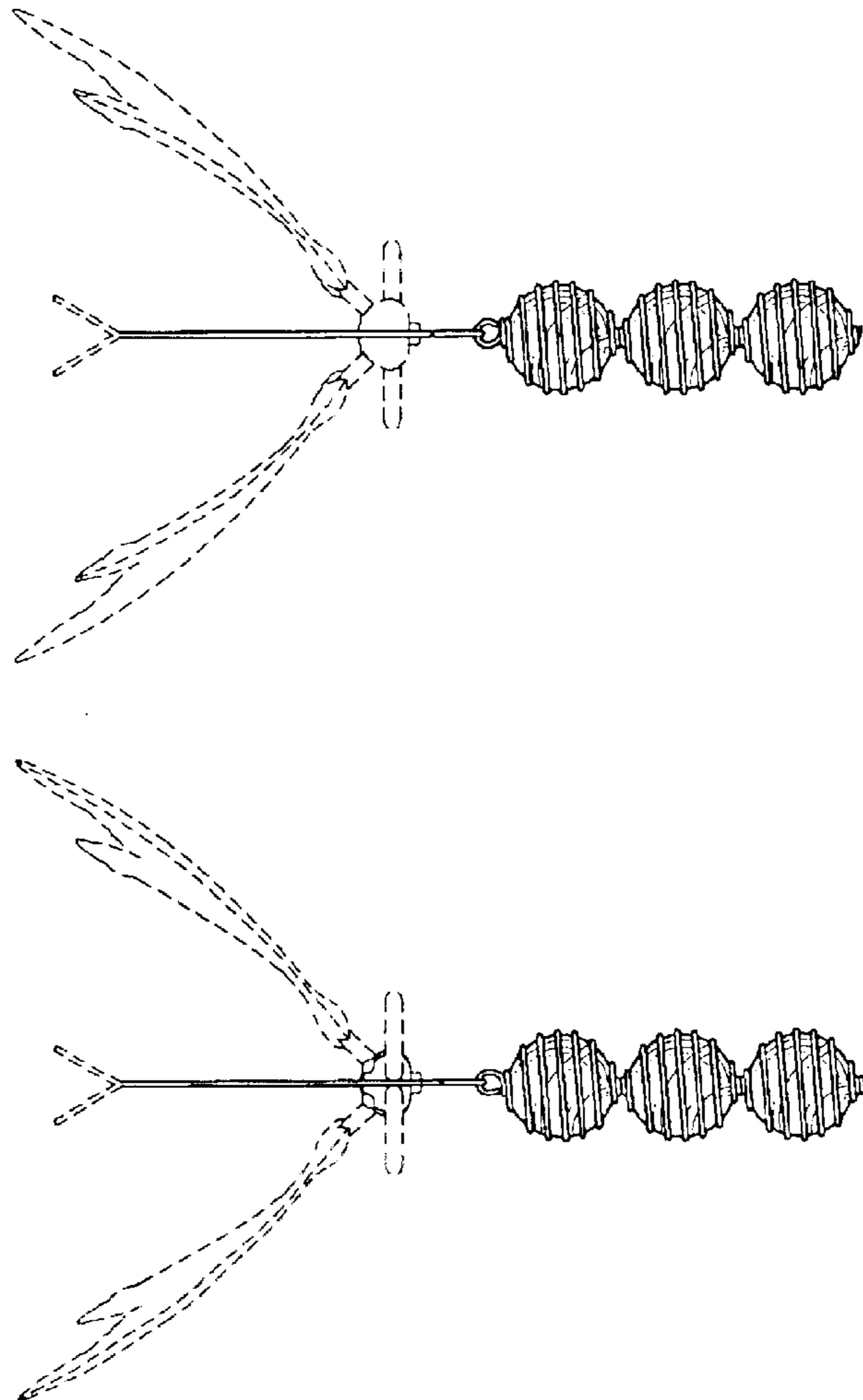


FIG. 4

FIG. 5




FIG. 6

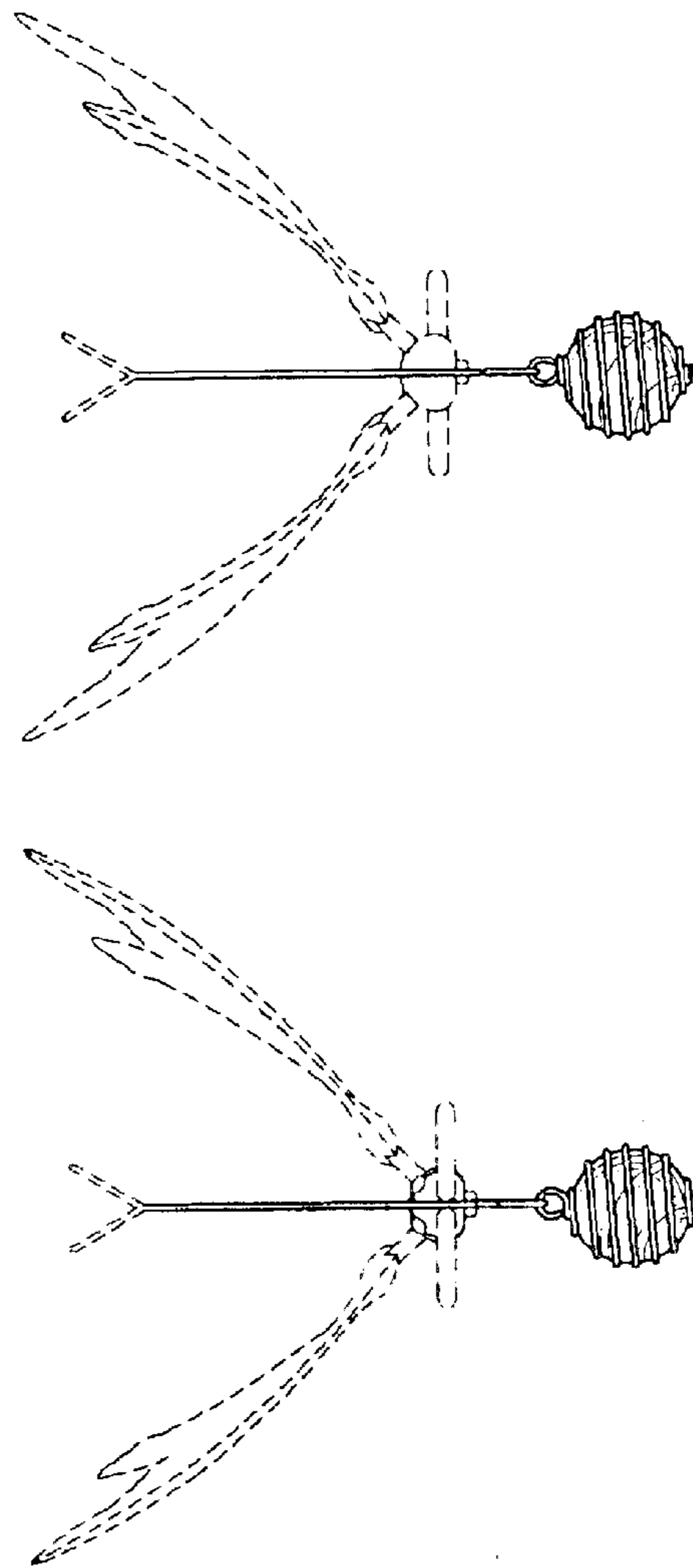


FIG. 7

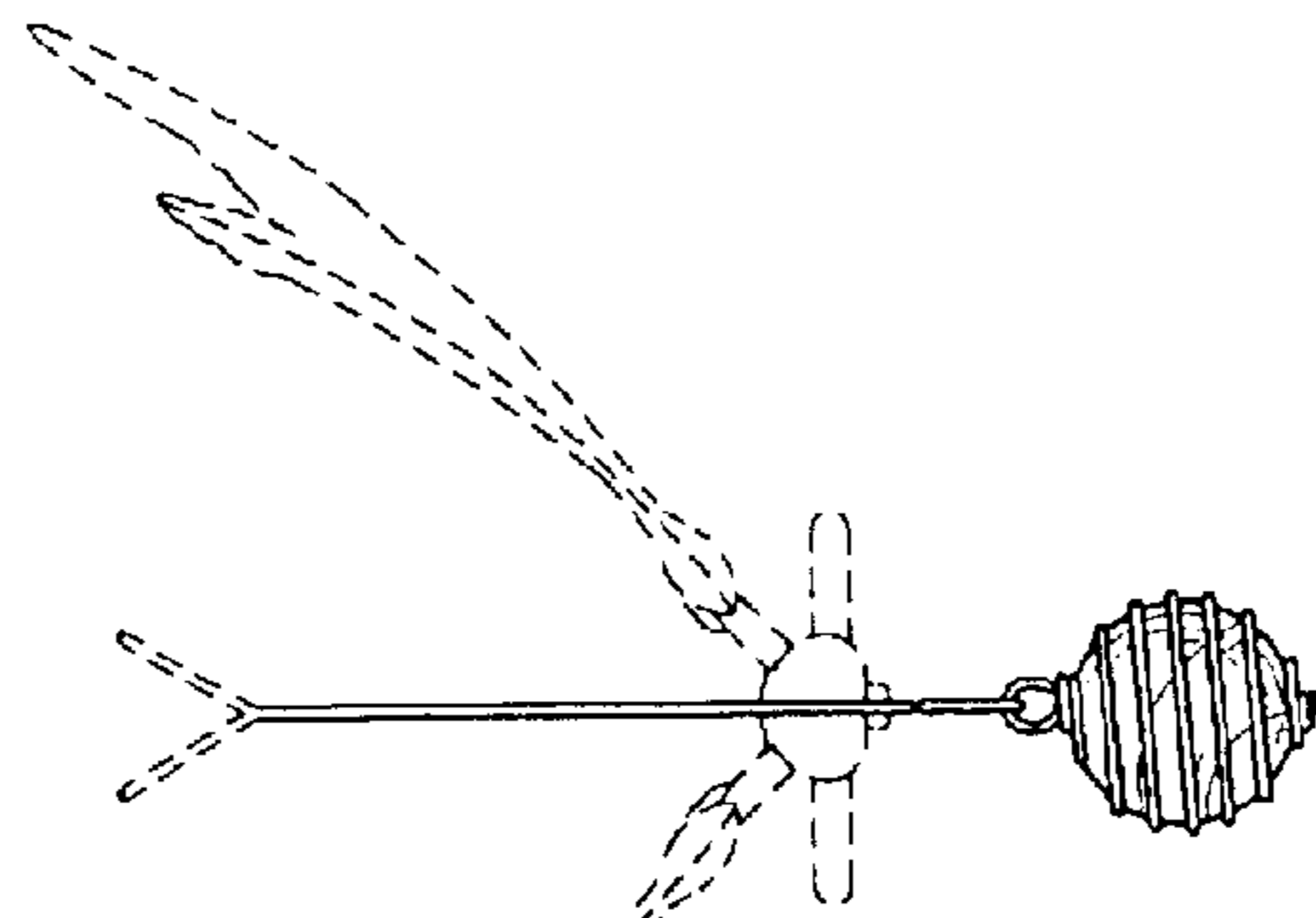




FIG. 8



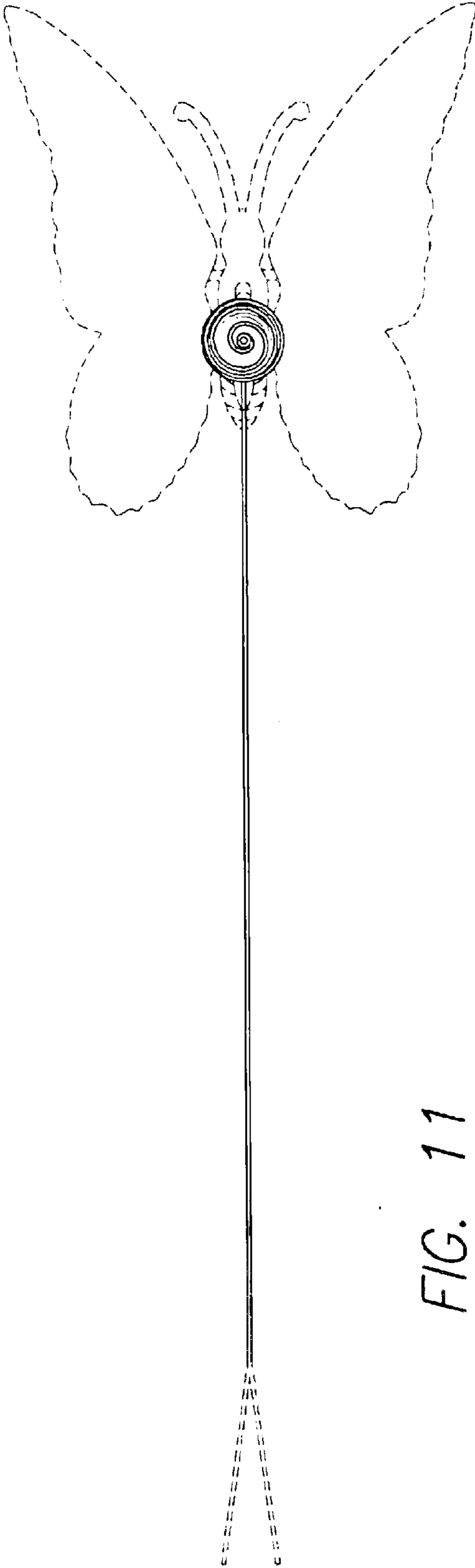


FIG. 11




FIG. 12

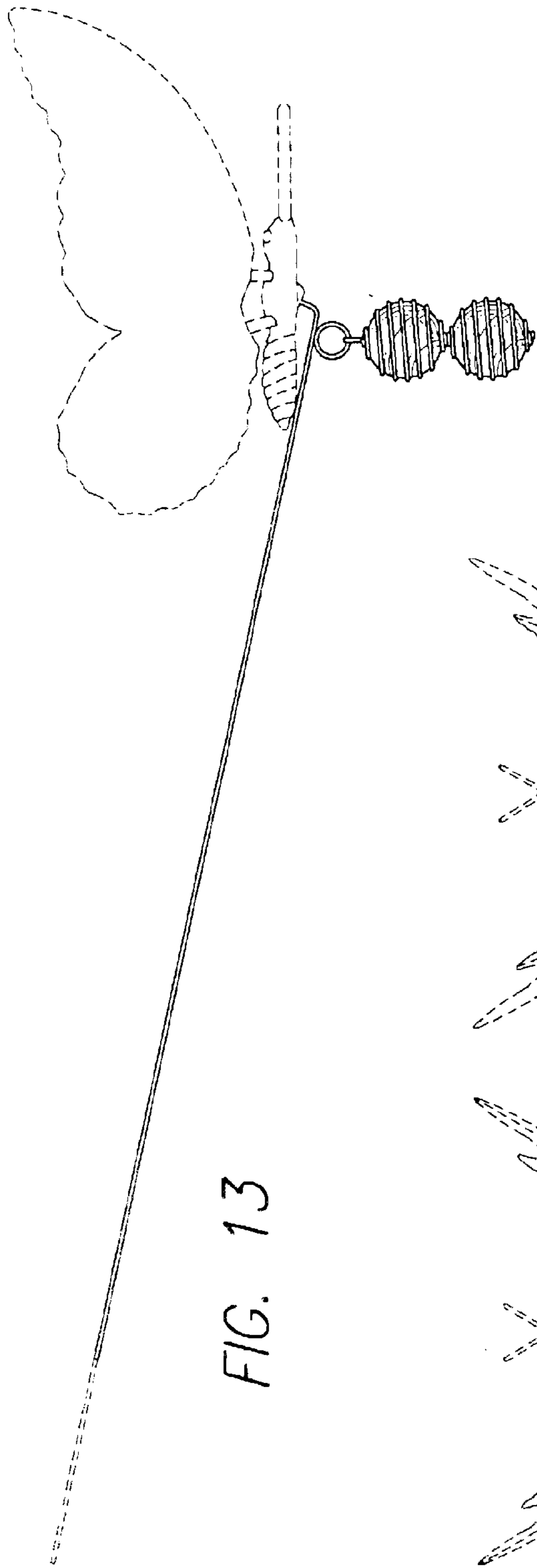


FIG. 13

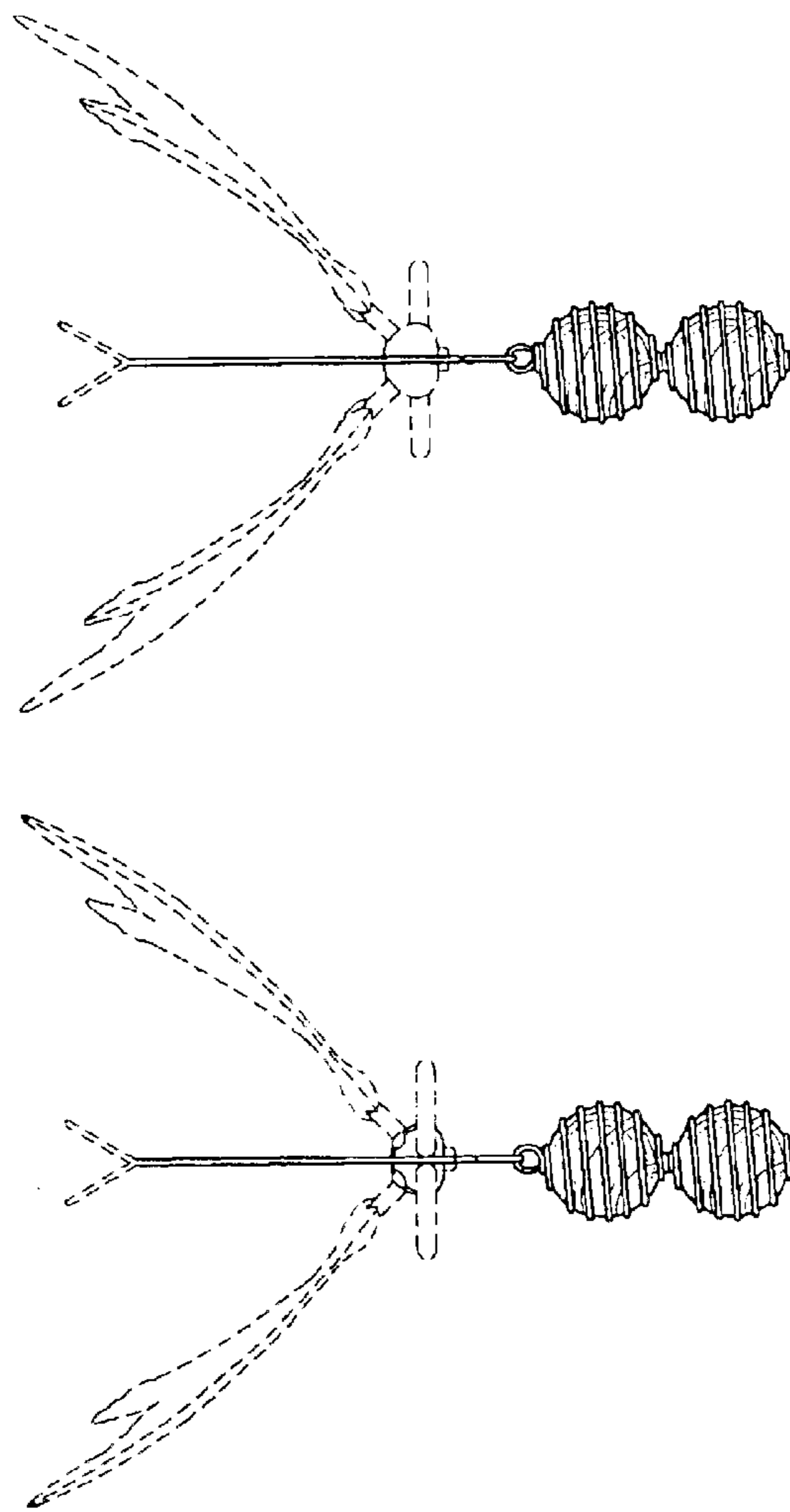


FIG. 14

FIG. 15