

US00D498696S

(12) **United States Design Patent**  
**Hardy**

(10) **Patent No.:** **US D498,696 S**

(45) **Date of Patent:** **\*\* Nov. 23, 2004**

(54) **PENDANT FOR NECKLACE**

(75) **Inventor:** **Théodora Hardy, Paris (FR)**

(73) **Assignee:** **Cartier International B.V., Amsterdam (NL)**

(\*\*) **Term:** **14 Years**

(21) **Appl. No.:** **29/179,461**

(22) **Filed:** **Apr. 11, 2003**

(51) **LOC (7) Cl.** ..... **11-01**

(52) **U.S. Cl.** ..... **D11/79**

(58) **Field of Search** ..... D11/1-2, 40-43, D11/44, 48-49, 53, 56-57, 59, 60, 63, 65, 79-82, 83, 91, 95-97, 99-101, 106, 114-115; 63/1.11, 18-20; D3/207-211

(56) **References Cited**

**U.S. PATENT DOCUMENTS**

D216,645 S \* 2/1970 Wagner ..... D11/81

D229,850 S \* 1/1974 Loertz ..... D11/79

D246,636 S \* 12/1977 Cone ..... D11/89

D271,384 S \* 11/1983 Frye ..... D11/76

D312,429 S \* 11/1990 Rinck ..... D11/85

\* cited by examiner

*Primary Examiner*—R. Seifert

(74) *Attorney, Agent, or Firm*—Oliff & Berridge, PLC

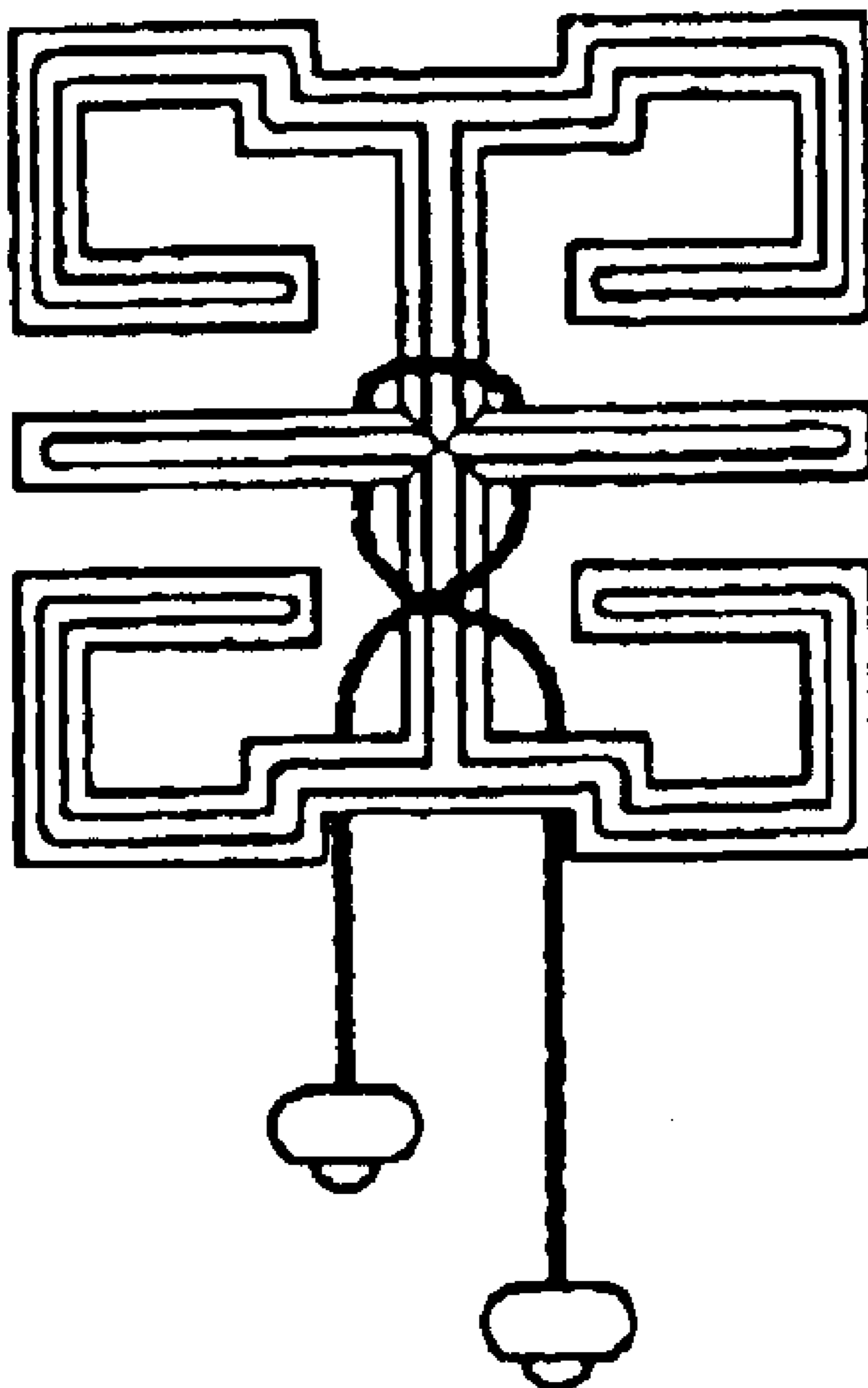
(57) **CLAIM**

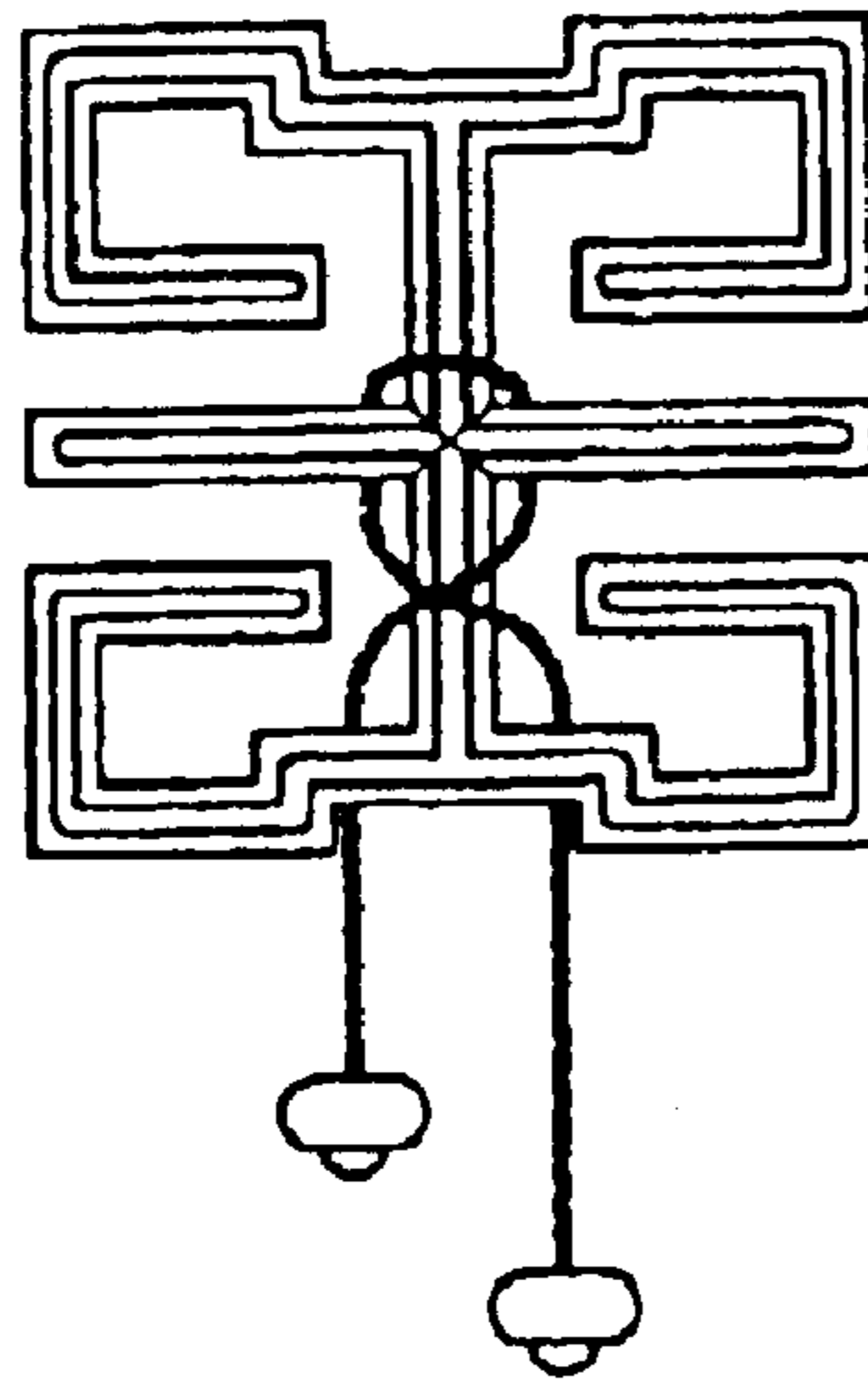
The ornamental design for a pendant for necklace, as shown and described.

**DESCRIPTION**

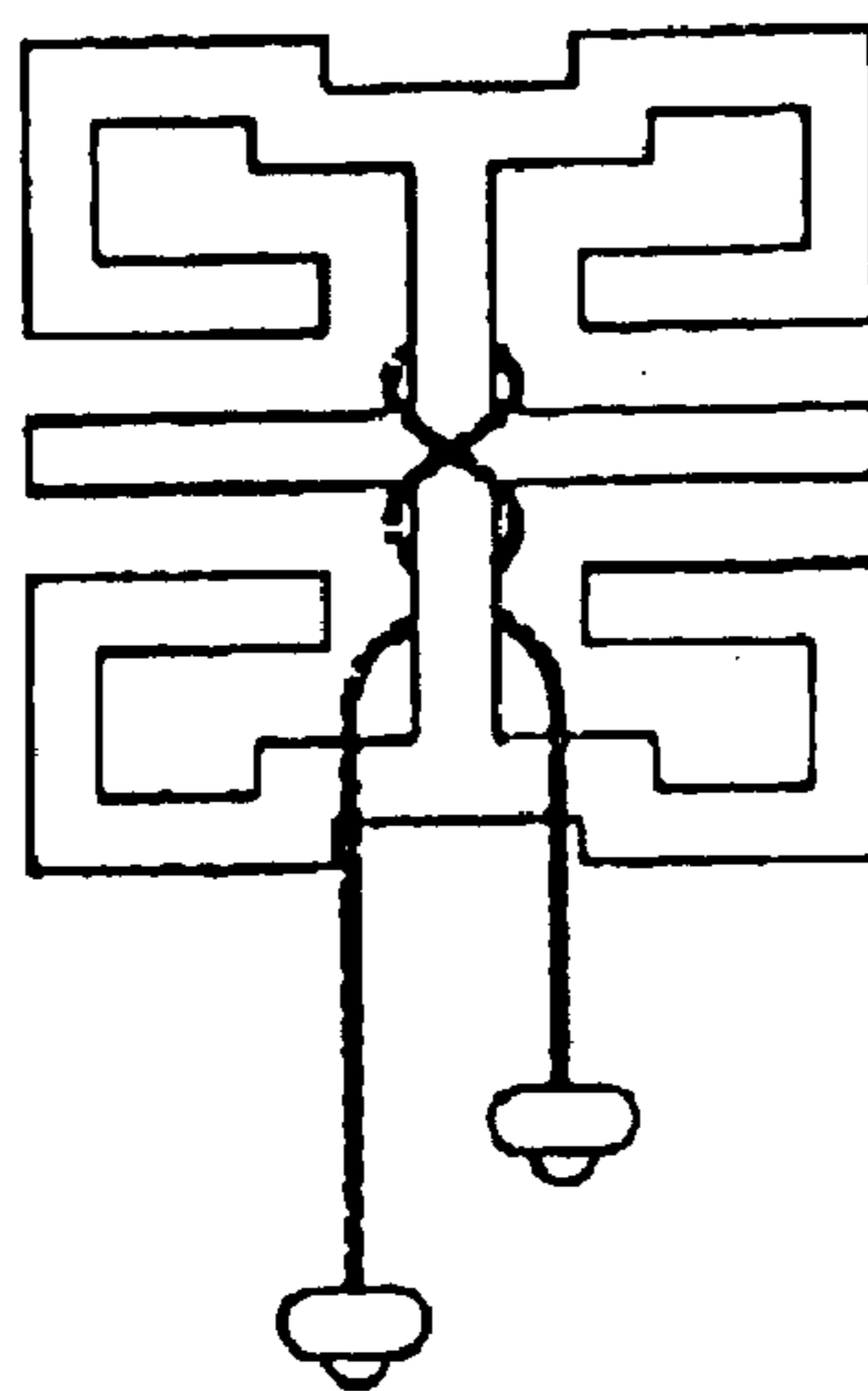
FIG. 1 is a front view of a pendant for necklace; FIG. 2 is a rear view thereof; FIG. 3 is a top view thereof; FIG. 4 is a bottom view thereof; FIG. 5 is a right-side view thereof; and, FIG. 6 is a left-side view thereof.

**1 Claim, 3 Drawing Sheets**





*Fig. 1*



*Fig. 2*



*Fig. 3*



*Fig. 4*



*Fig. 5*



*Fig. 6*