

US00D498693S

(12) **United States Design Patent**  
**Chung**

(10) **Patent No.:** **US D498,693 S**

(45) **Date of Patent:** **\*\* Nov. 23, 2004**

(54) **DISCHARGING MEMBER FOR LIGHTNING ARRESTER**

6,167,896 B1 \* 1/2001 Smith ..... 135/96  
D478,295 S \* 8/2003 Haygood ..... D10/105  
D487,028 S \* 2/2004 Chung ..... D10/105

(76) Inventor: **Young-Ki Chung**, 102-1404, Samsung Apt., 374, Dangsang-dong, Yeongdeungpo-gu, 150 040 Seoul (KR)

\* cited by examiner

*Primary Examiner*—Nelson C. Holtje  
(74) *Attorney, Agent, or Firm*—Foley & Lardner LLP

(\*\*) Term: **14 Years**

(57) **CLAIM**

(21) Appl. No.: **29/200,066**

The ornamental design for the discharging member for lightning arrester, as shown.

(22) Filed: **Feb. 24, 2004**

(30) **Foreign Application Priority Data**

**DESCRIPTION**

Dec. 9, 2003 (KR) ..... 30-2003-0035018

FIG. 1 is a perspective view of the discharging member according to the present invention;  
FIG. 2 is a front elevational view of the discharging member according to the present invention;  
FIG. 3 is a rear elevational view of the discharging member according to the present invention;  
FIG. 4 is a left side elevational view of the discharging member according to the present invention;  
FIG. 5 is a right side elevational view of the discharging member according to the present invention;  
FIG. 6 is a top plan view of the discharging member according to the present invention; and,  
FIG. 7 is an underside plan view of the discharging member according to the present invention.

(51) **LOC (7) Cl.** ..... **10-05**

(52) **U.S. Cl.** ..... **D10/105**

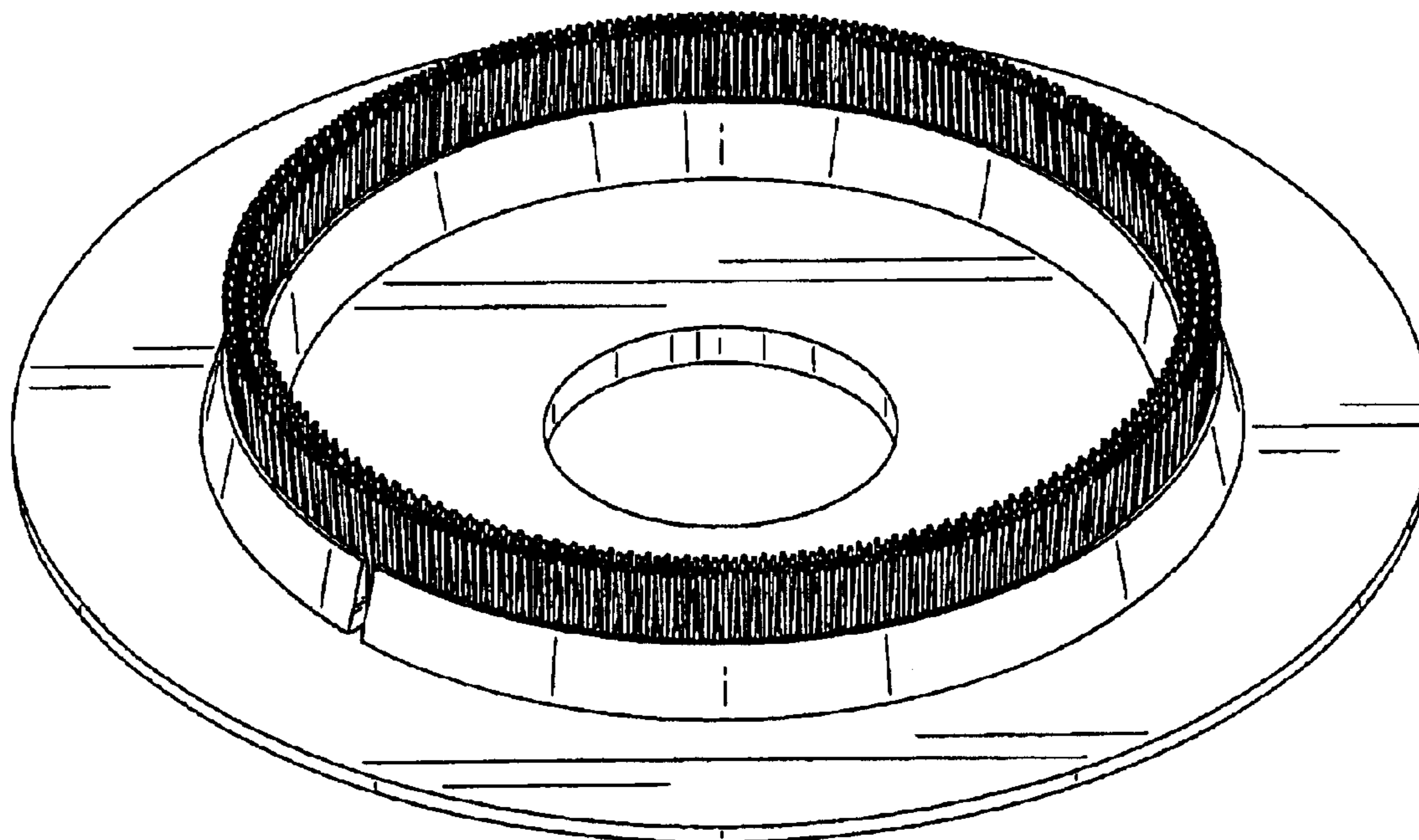
(58) **Field of Search** ..... D10/105; 361/212, 361/216, 221-222; 174/2, 3, 4 R, 4 C, 6

(56) **References Cited**

**U.S. PATENT DOCUMENTS**

1,093,491 A \* 4/1914 Smith ..... 361/221  
4,305,115 A \* 12/1981 Armitage ..... 361/437  
4,334,259 A \* 6/1982 Edwards ..... 361/212  
D305,104 S \* 12/1989 Heary ..... D10/105  
5,638,248 A \* 6/1997 Fawthrop ..... 361/221

**1 Claim, 5 Drawing Sheets**



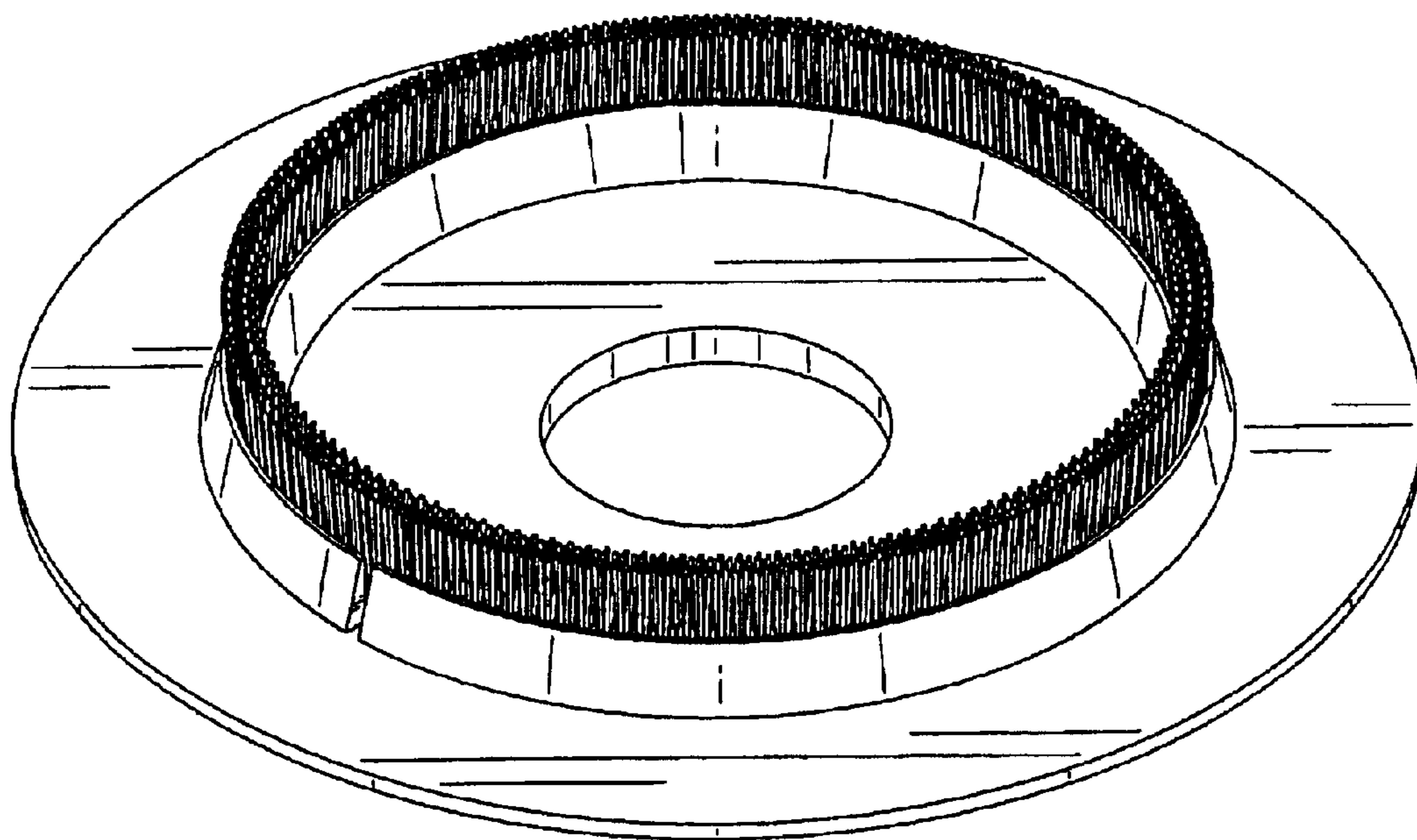


FIG. 1

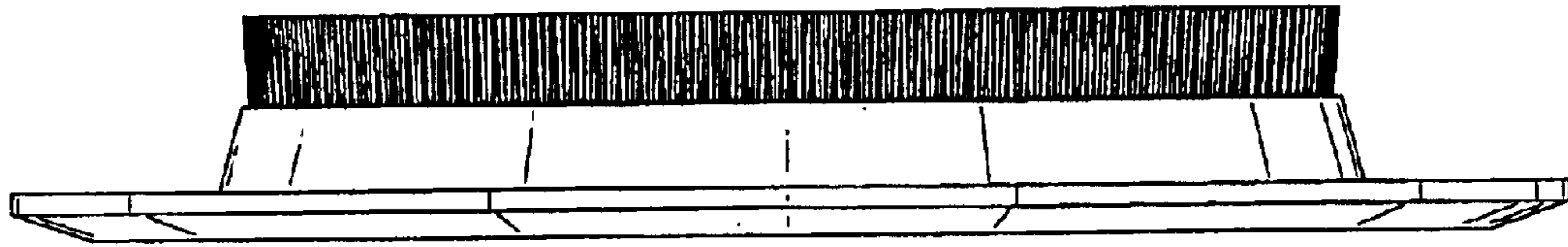


FIG. 2

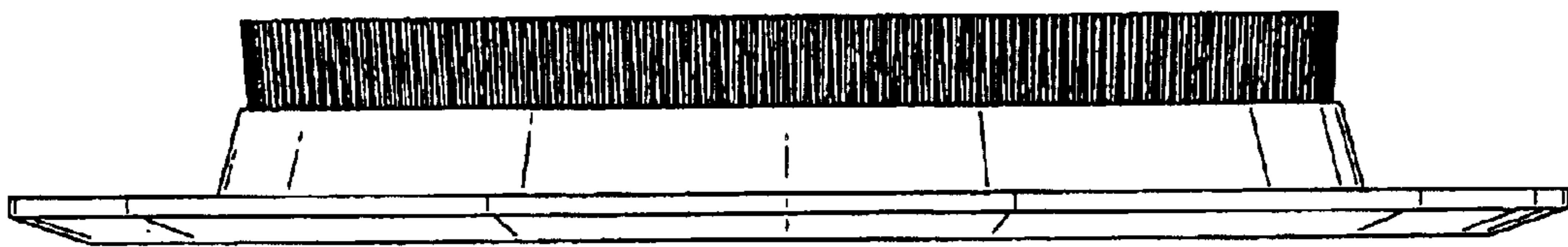


FIG. 3

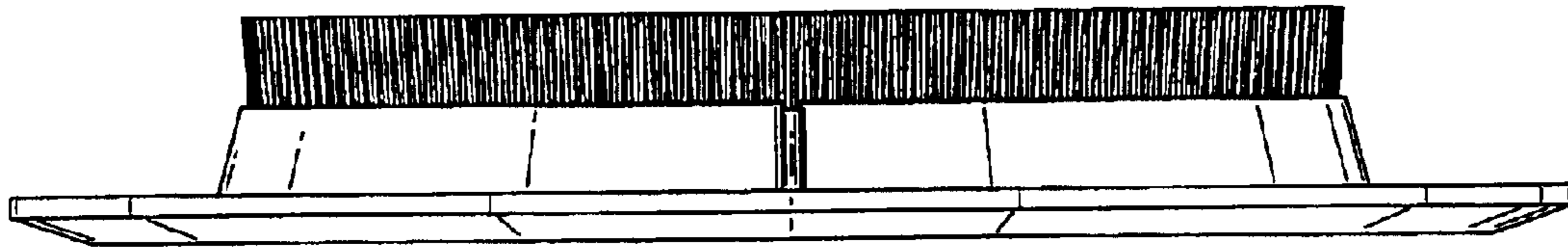


FIG. 4

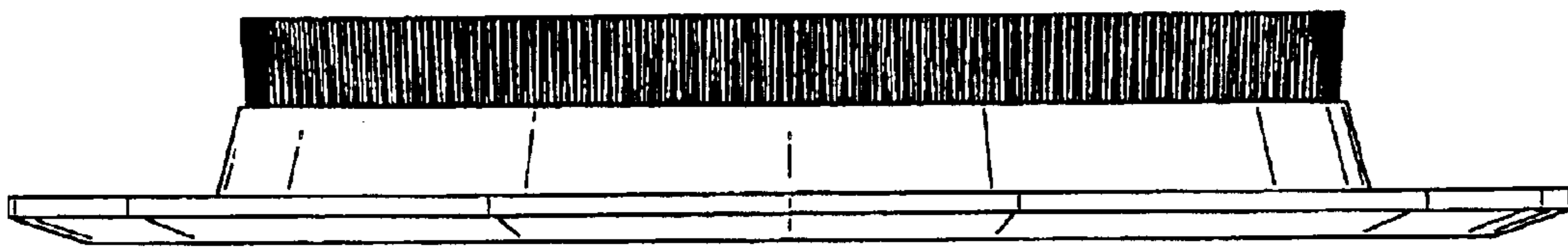


FIG. 5

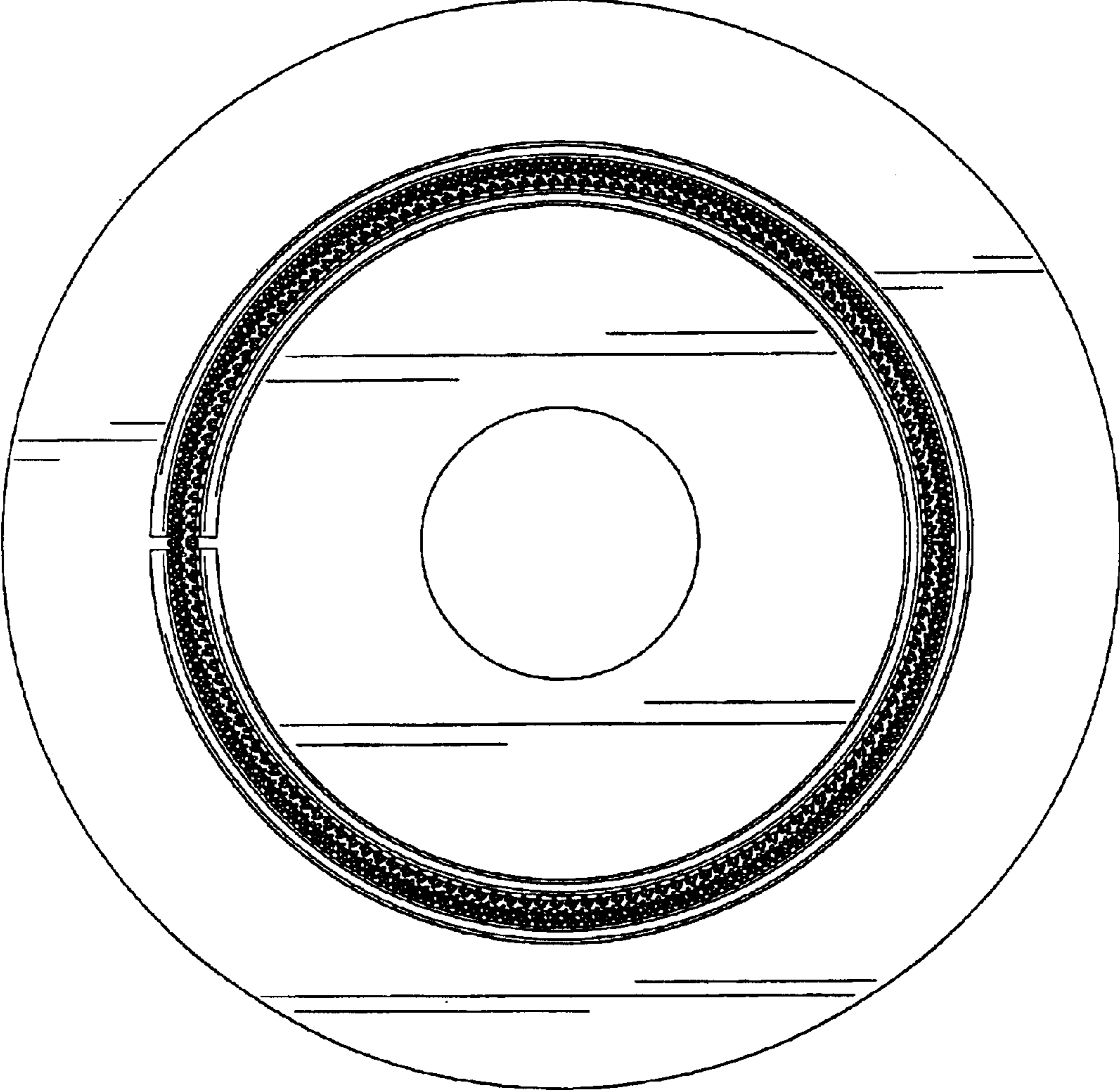


FIG. 6

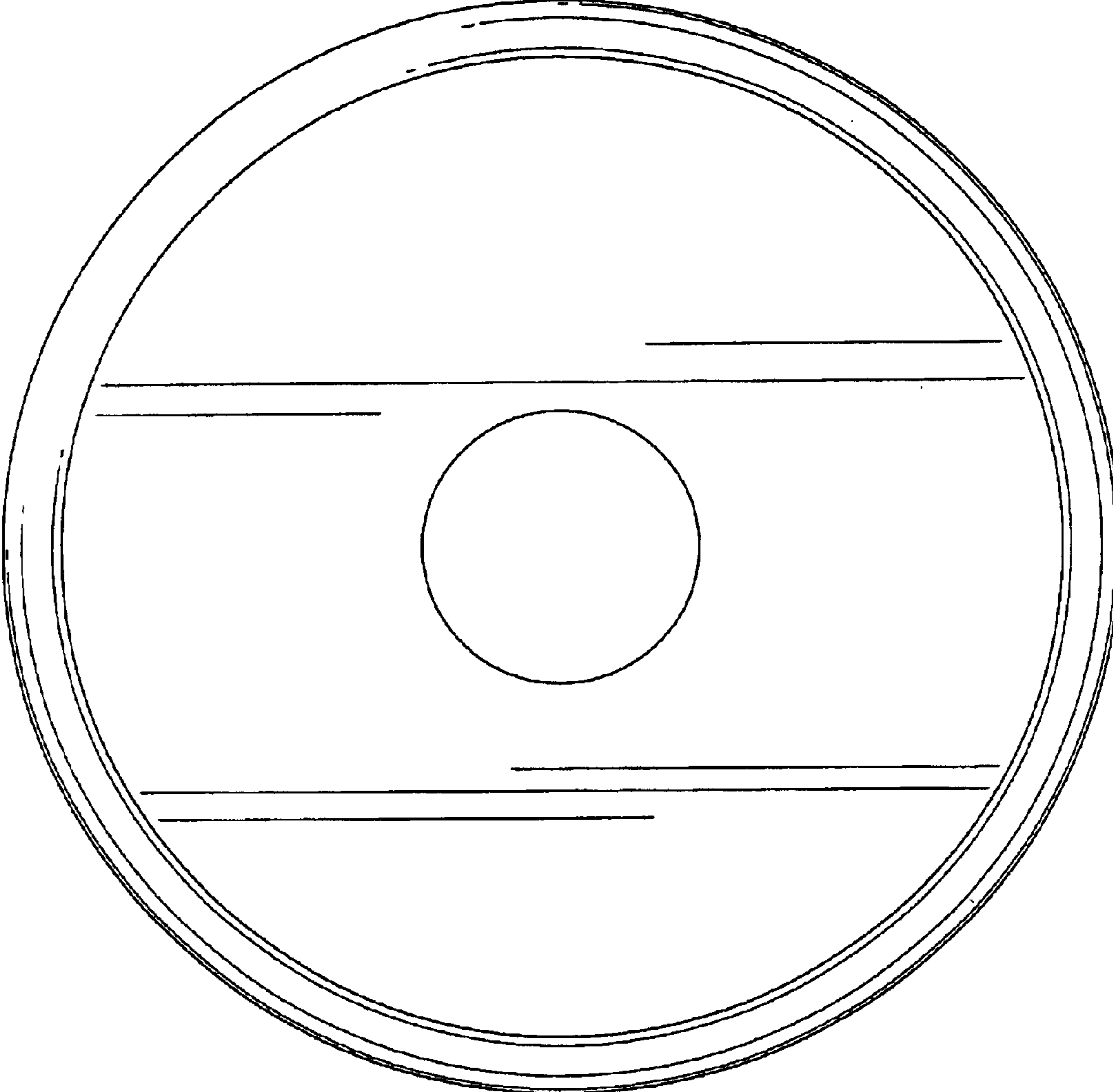


FIG. 7