

US00D498680S

(12) **United States Design Patent** (10) **Patent No.:** **US D498,680 S**
Cleary (45) **Date of Patent:** **** Nov. 23, 2004**

(54) **BOTTLE**
(75) **Inventor:** **Wayne C. Cleary**, Glenshaw, PA (US)
(73) **Assignee:** **H. J. Heinz Company**, Pittsburgh, PA (US)
(**) **Term:** **14 Years**
(21) **Appl. No.:** **29/168,677**
(22) **Filed:** **Oct. 8, 2002**
(51) **LOC (7) Cl.** **09-01**
(52) **U.S. Cl.** **D9/542; D9/563; D9/564**
(58) **Field of Search** **D9/516, 520, 530, D9/541-542, 549-550, 557-558, 563, 570, 571-574, 300; 215/382-384, 396, 398, 400; 220/666, 669; D28/7, 76**

D312,878 S 12/1990 Mariol
D317,987 S 7/1991 Demarest
D333,268 S 2/1993 Arlinghaus et al.
D337,525 S 7/1993 Collette et al.
5,226,638 A 7/1993 Ausilio
D343,791 S 2/1994 Pitaknarongphorn
5,301,845 A 4/1994 Labonte
D352,246 S * 11/1994 Samimi et al. D9/573 X
D364,092 S * 11/1995 Feen D9/542
D366,618 S 1/1996 Brillet et al.
D371,849 S 7/1996 Thom
D376,980 S * 12/1996 LoPreto D9/542
D379,307 S 5/1997 Marriage
D383,847 S 9/1997 Skinner
D384,889 S 10/1997 Nasrallah
D386,085 S 11/1997 Green
D391,853 S 3/1998 Green et al.
D408,290 S 4/1999 Verdura et al.
D412,281 S 7/1999 Lindsay et al.

(List continued on next page.)

(56) **References Cited**
U.S. PATENT DOCUMENTS

D38,385 S * 12/1906 Kohn D9/542
D82,202 S 9/1930 Winegard
D92,436 S * 6/1934 Stevens D9/543
D98,426 S * 2/1936 Fuerst D9/542
D116,862 S 9/1939 Mas
D124,122 S 12/1940 Teunisz
D131,470 S * 3/1942 Key D9/542
2,991,896 A 7/1961 Glover et al.
D195,000 S 4/1963 Goldscholl
D201,585 S 7/1965 Roberts
D217,585 S 5/1970 Lambelet
D217,805 S 6/1970 Douglas
D223,436 S 4/1972 Hills
D236,432 S 8/1975 O'Brien
D238,554 S * 1/1976 Pardo D9/529
D242,691 S 12/1976 Koenigsberg
D249,228 S 9/1978 Schacher et al.
D250,170 S 11/1978 Strand
D252,014 S * 6/1979 Furlong et al. D9/529
D262,778 S * 1/1982 Britt et al. D9/542
D273,092 S 3/1984 Kretz
D294,121 S * 2/1988 Cramer D9/542
D312,131 S 11/1990 Esteves

Primary Examiner—Carol Rademaker
(74) *Attorney, Agent, or Firm*—Burns, Doane, Swecker & Mathis, L.L.P.

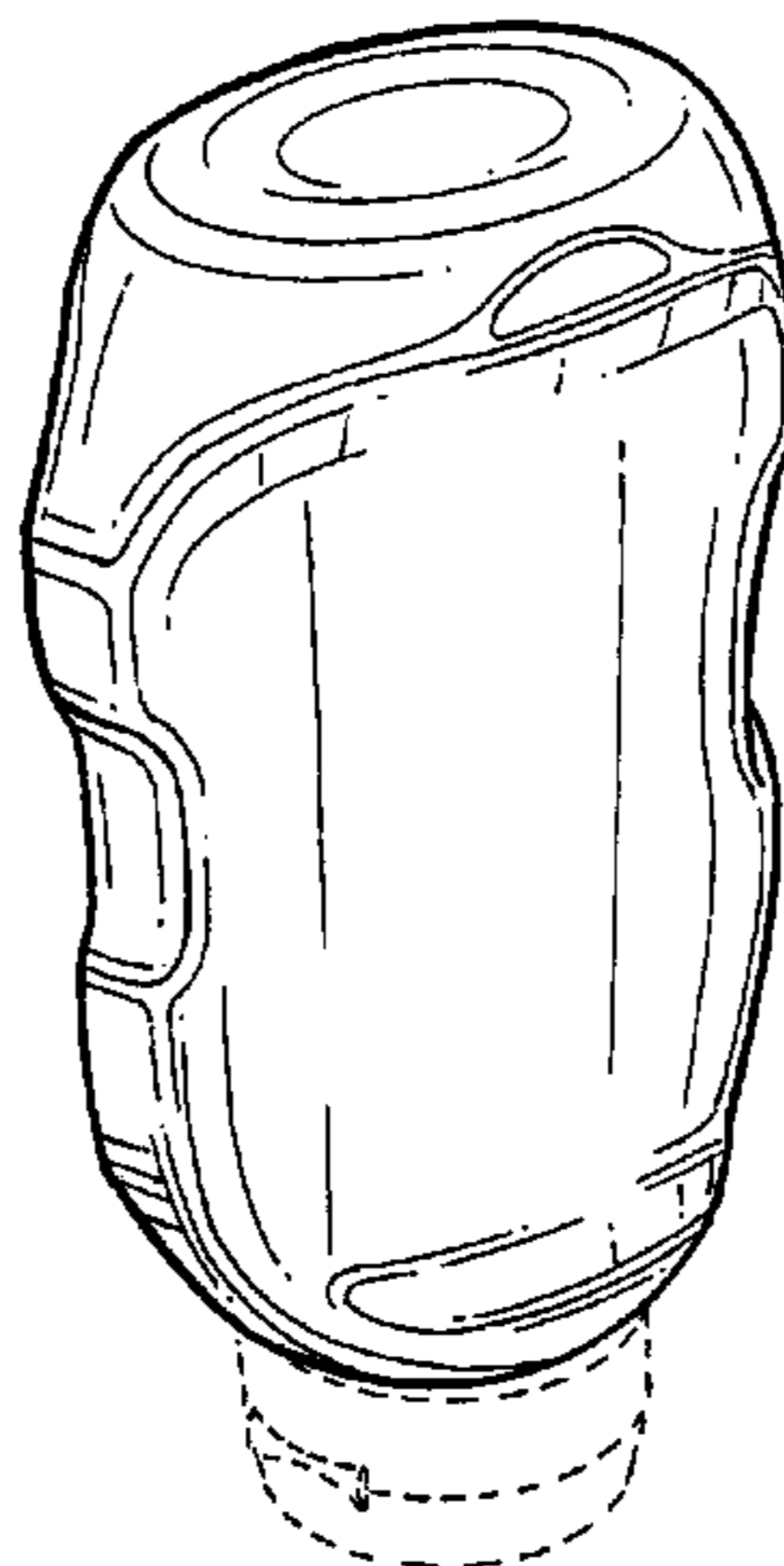
(57) **CLAIM**

The ornamental design for a bottle, as shown and described.

DESCRIPTION

FIG. 1 is a perspective view of a bottle showing my new design,
FIG. 2 is a front elevational view thereof, the rear elevational view being a mirror image, except for the portion shown in broken lines.
FIG. 3 is a left side elevational view thereof, the right side elevational view being a mirror image, except for the portion shown in broken lines.
FIG. 4 is a top plan view thereof; and,
FIG. 5 is a bottom plan view thereof.
The broken line showing of a bottle cap in FIGS. 1-4 is for illustrative purposes only and forms no part of the claimed design.

1 Claim, 2 Drawing Sheets



US D498,680 S

Page 2

U.S. PATENT DOCUMENTS

D413,267 S	8/1999	Mohary	D428,813 S	8/2000	Haley	
D413,807 S	9/1999	Mikla	D440,318 S	4/2001	Meyers et al.	
D414,117 S	9/1999	Mikla	D447,955 S	9/2001	Beaver et al.	
D421,910 S	3/2000	Warner et al.	D462,272 S	9/2002	Baijnath et al.	
D426,953 S	6/2000	Vanden Dries et al.	D481,639 S	* 11/2003	Crawford	D9/542
D428,339 S	7/2000	Johnston et al.				

* cited by examiner

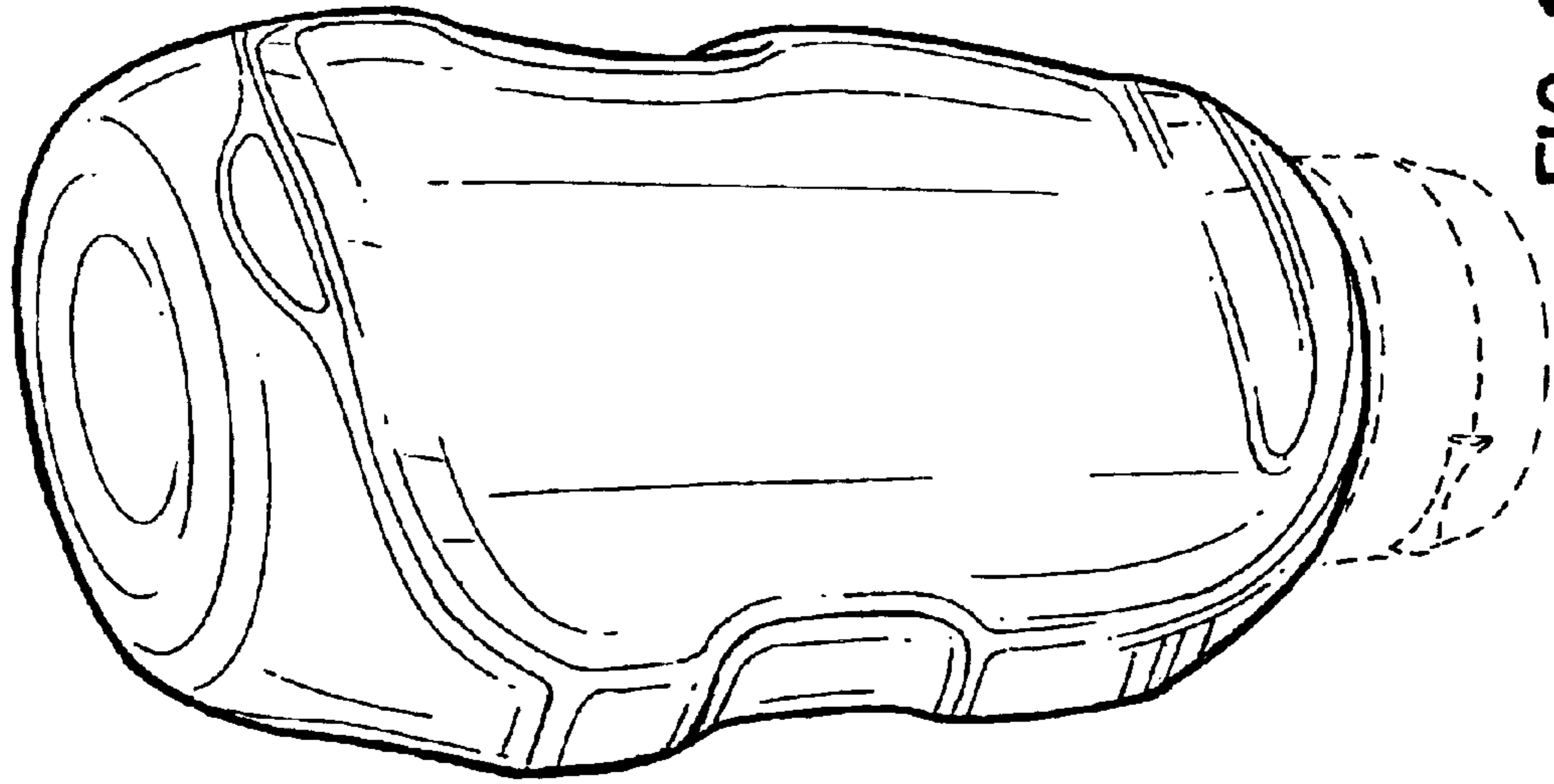


FIG. 1

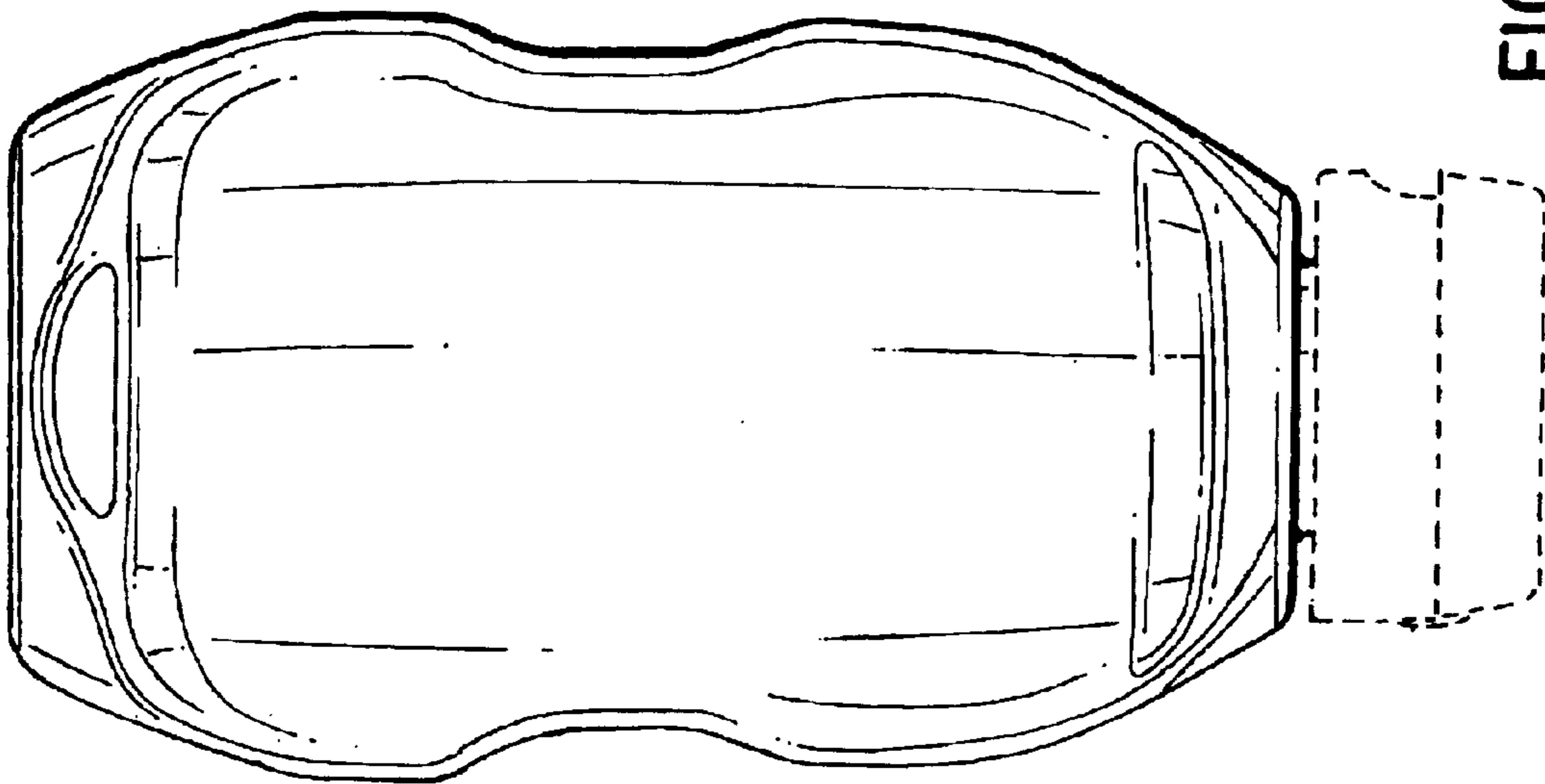


FIG. 2

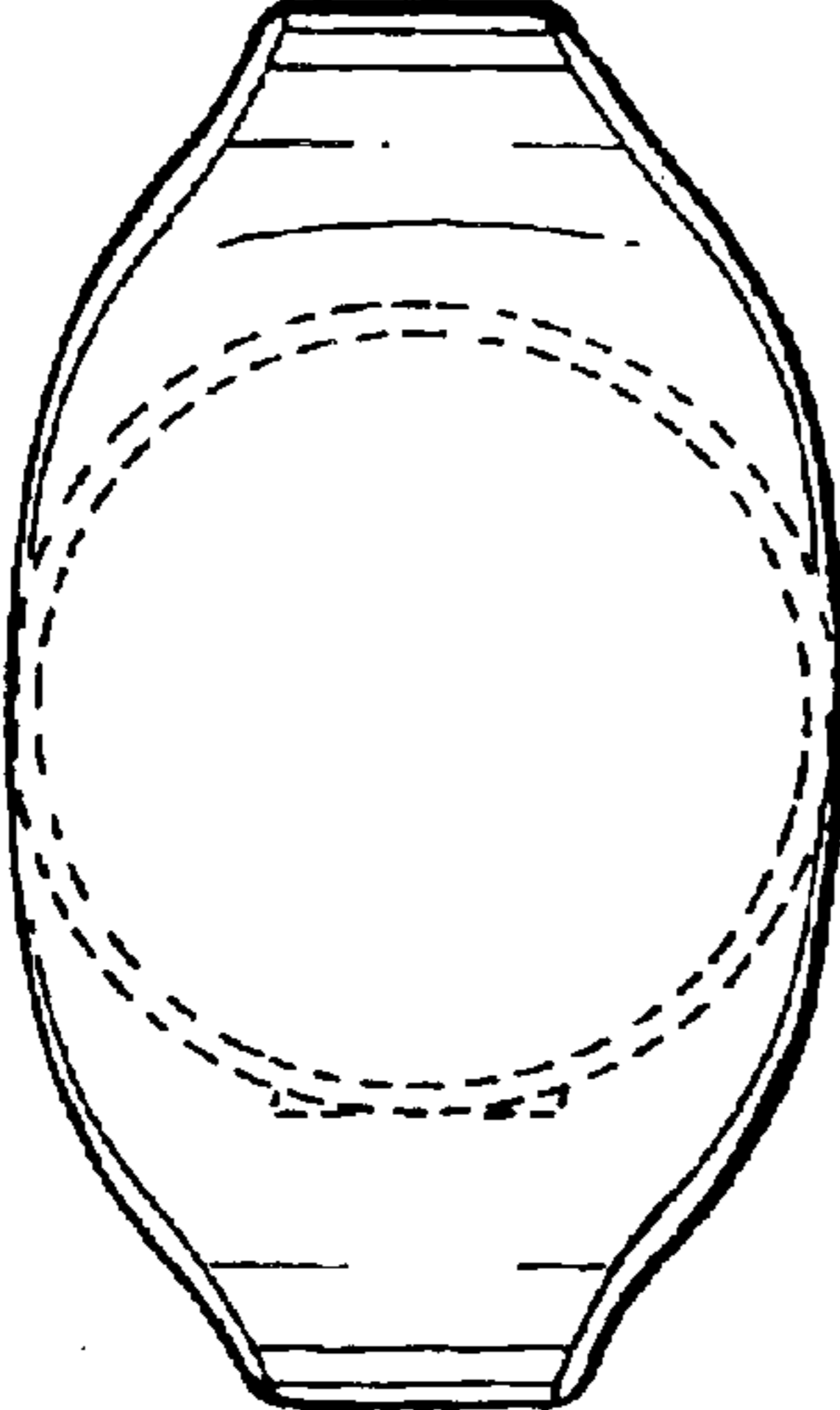


FIG. 4

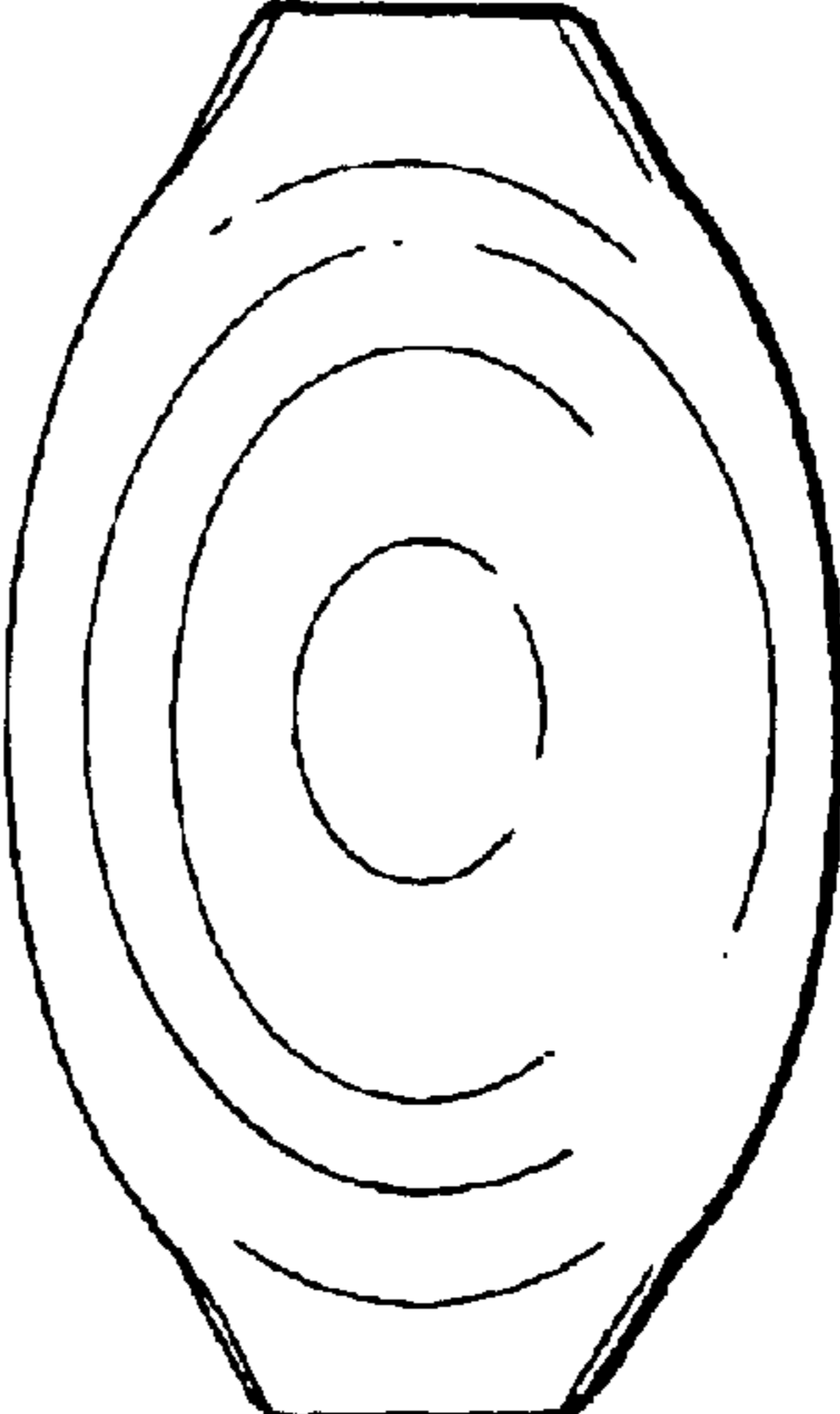


FIG. 5

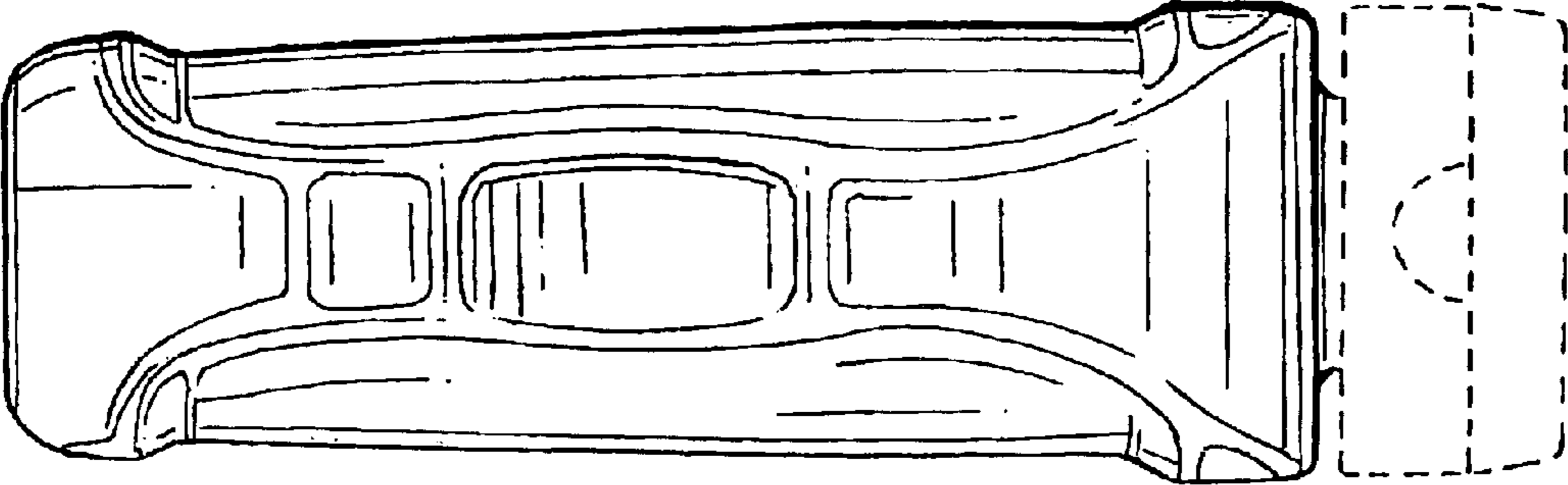


FIG. 3