

US00D498679S

(12) **United States Design Patent** (10) **Patent No.:** **US D498,679 S**
Meeker et al. (45) **Date of Patent:** **** Nov. 23, 2004**

(54) **CONTAINER**

(75) Inventors: **Shane Edwin Meeker**, Maineville, OH (US); **Peter Brian Clarke**, Fairfield, CT (US); **Donald Joseph Dimuzio**, Cincinnati, OH (US); **Richard Emil Hildebrand**, West Chester, OH (US); **James Edward McCay**, Fairfield, CT (US)

(73) Assignee: **The Procter & Gamble Company**, Cincinnati, OH (US)

(**) Term: **14 Years**

(21) Appl. No.: **29/174,787**

(22) Filed: **Jan. 24, 2003**

(30) **Foreign Application Priority Data**

Aug. 2, 2002 (GB) 3005886

(51) **LOC (7) Cl.** **09-09**

(52) **U.S. Cl.** **D9/530; D9/565; D9/569**

(58) **Field of Search** D9/516, 521, 530, D9/542, 543, 544, 549, 550, 558, 563, 571, 574, 564, 300, 555, 556, 568, 569, 552, 565; 215/382-384, 400, 212, 213, 215, 206

(56) **References Cited**

U.S. PATENT DOCUMENTS

D344,896 S * 3/1994 Zogg et al. D9/543
D346,746 S * 5/1994 Desgrippes D9/552
D387,280 S * 12/1997 Zimmer et al. D9/543

D398,244 S * 9/1998 Bertolini et al. D9/565
D399,747 S * 10/1998 Bertolini et al. D9/565 X
D400,800 S * 11/1998 Bertolini et al. D9/565
D404,293 S * 1/1999 Bertolini et al. D9/300
D458,141 S * 6/2002 Crawford et al. D9/530
D459,231 S * 6/2002 Crawford et al. D9/530
D462,619 S * 9/2002 Crawford D9/542

* cited by examiner

Primary Examiner—Carol Rademaker

(74) *Attorney, Agent, or Firm*—Jeffrey V. Bamber

(57) **CLAIM**

The ornamental design for a container, as shown and described.

DESCRIPTION

FIG. 1 is a perspective view of a container embodying our new design;

FIG. 2 is a front view thereof;

FIG. 3 is a sectional view taken at section line 3—3 in FIG. 2;

FIG. 4 is a sectional view taken at section line 4—4 in FIG. 2;

FIG. 5 is a sectional view taken at section line 5—5 in FIG. 2;

FIG. 6 is a sectional view taken at section line 6—6 in FIG. 2;


FIG. 7 is a sectional view taken at section line 7—7 in FIG. 2;

FIG. 8 is a top plan view of FIG. 2;

FIG. 9 is a left side view thereof; and,

FIG. 10 is a right side view thereof.

1 Claim, 3 Drawing Sheets






Fig.1.

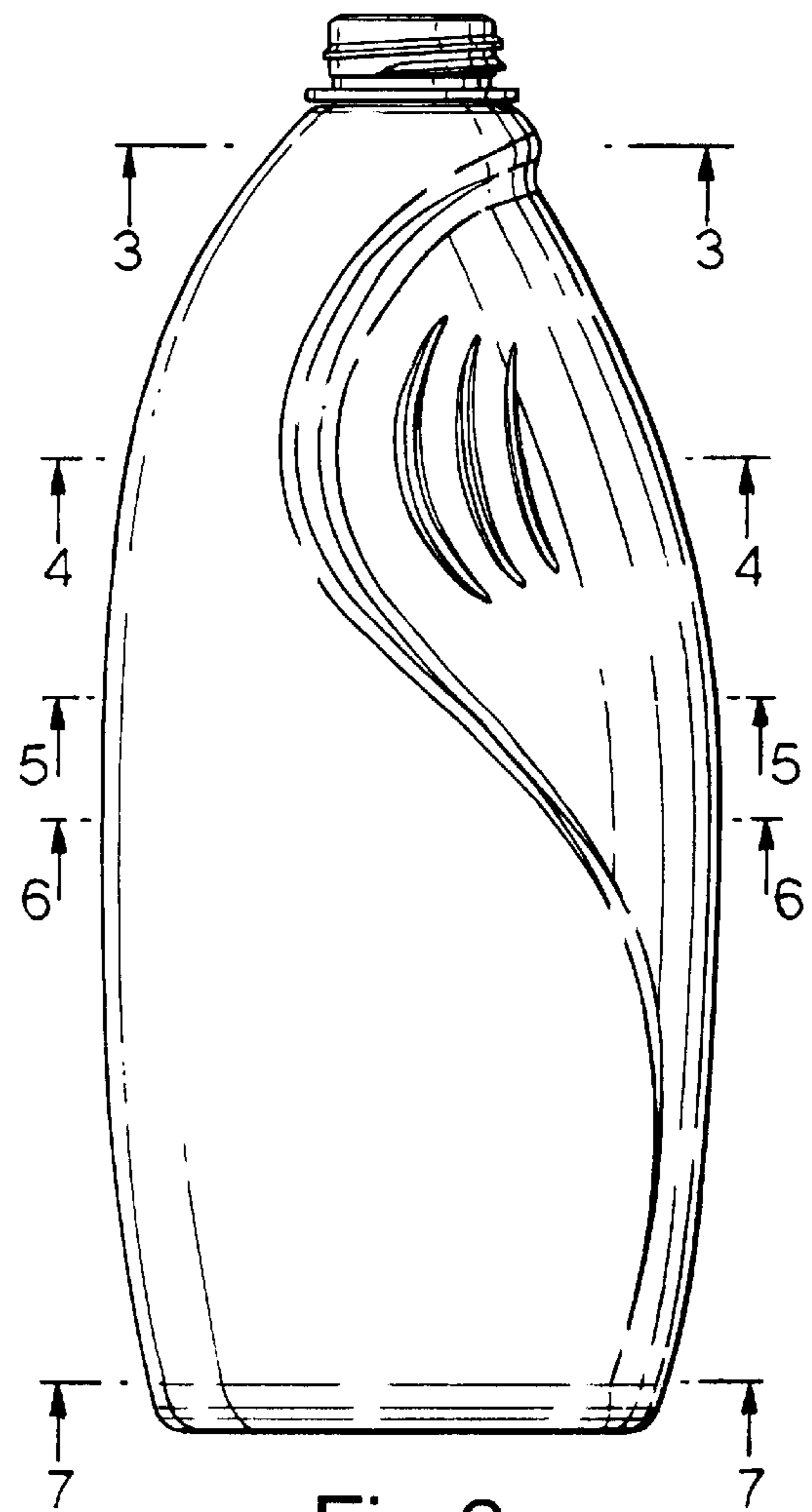


Fig.2.




Fig.3.




Fig.4.

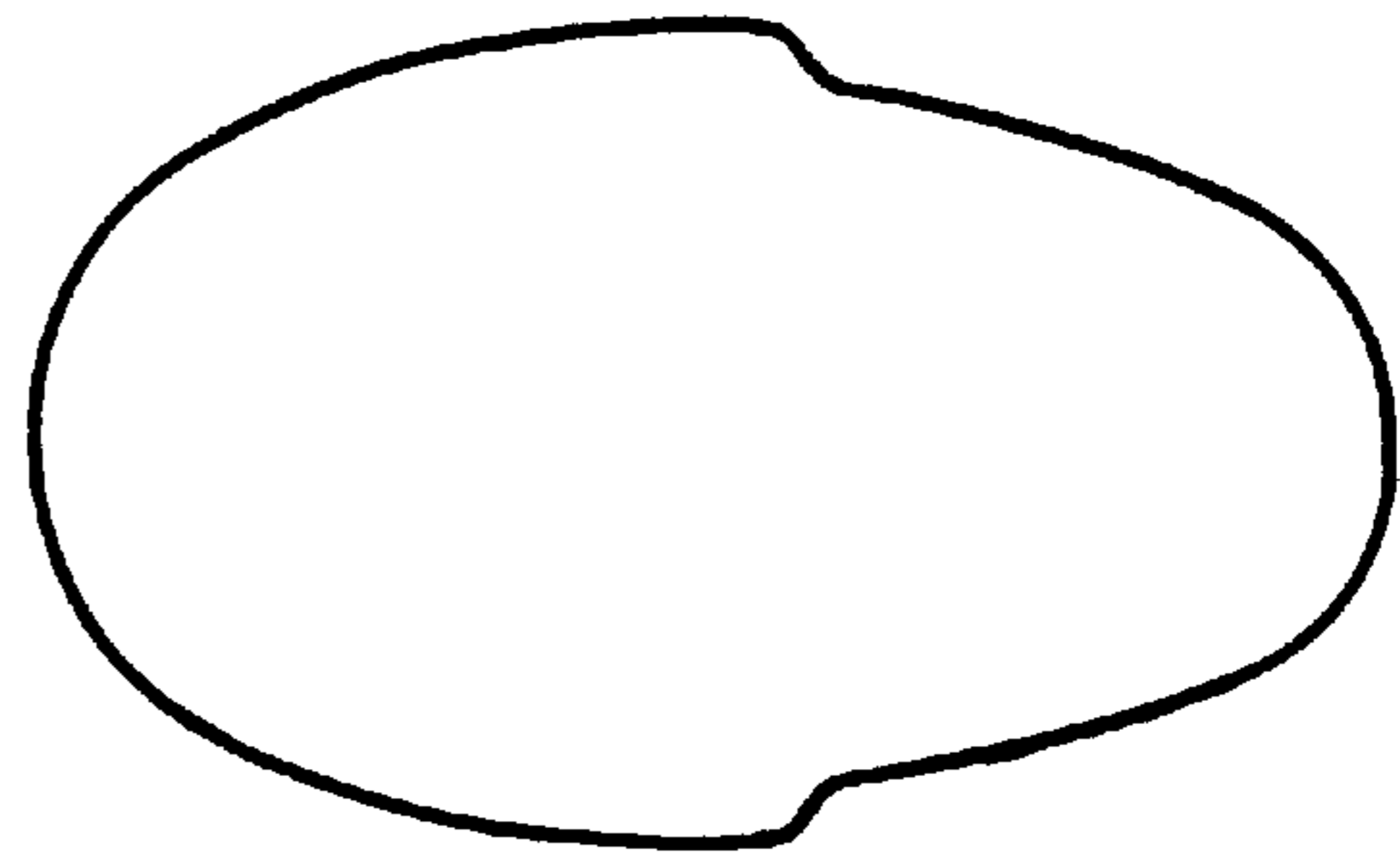


Fig.5.




Fig.6.

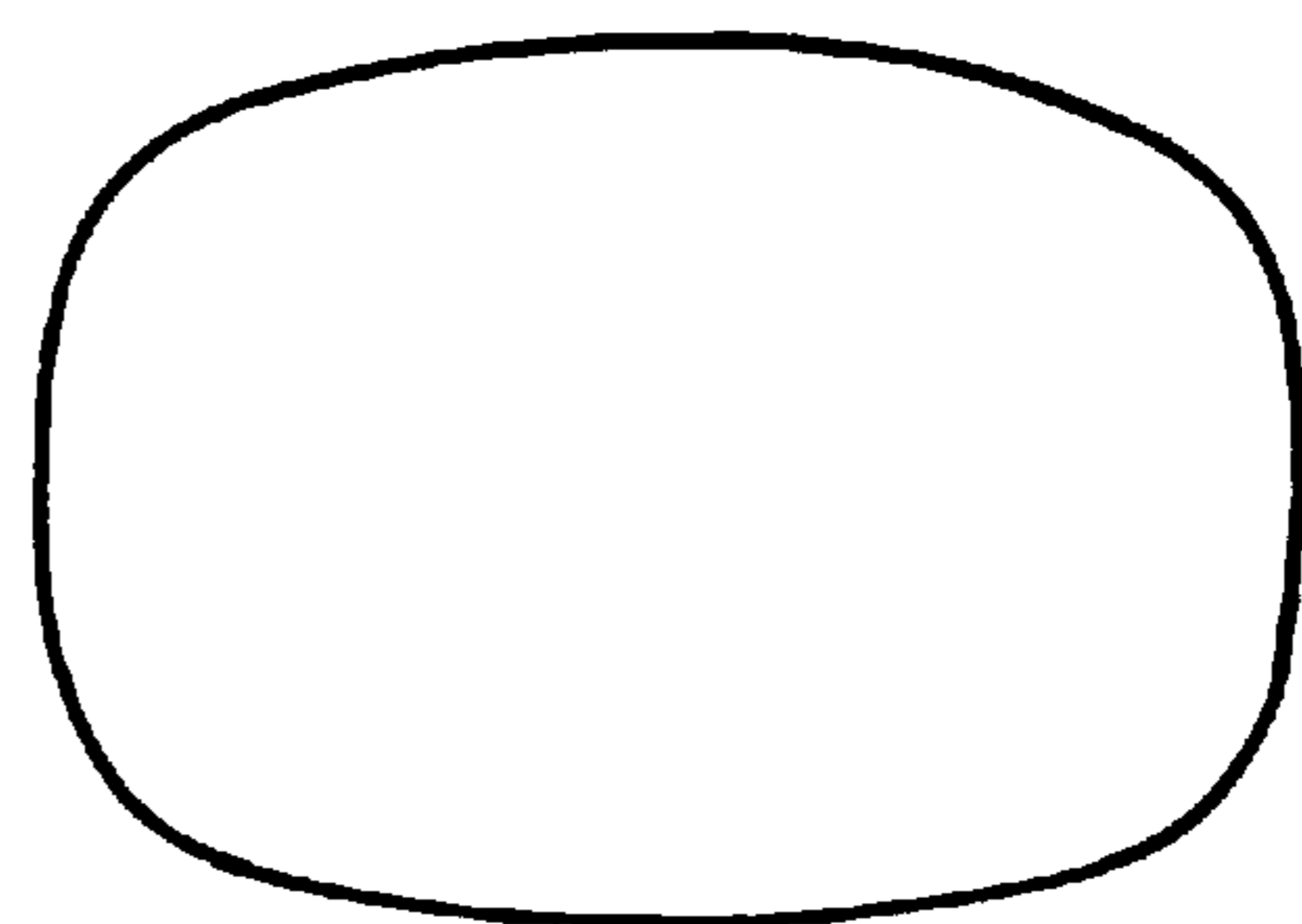


Fig.7.

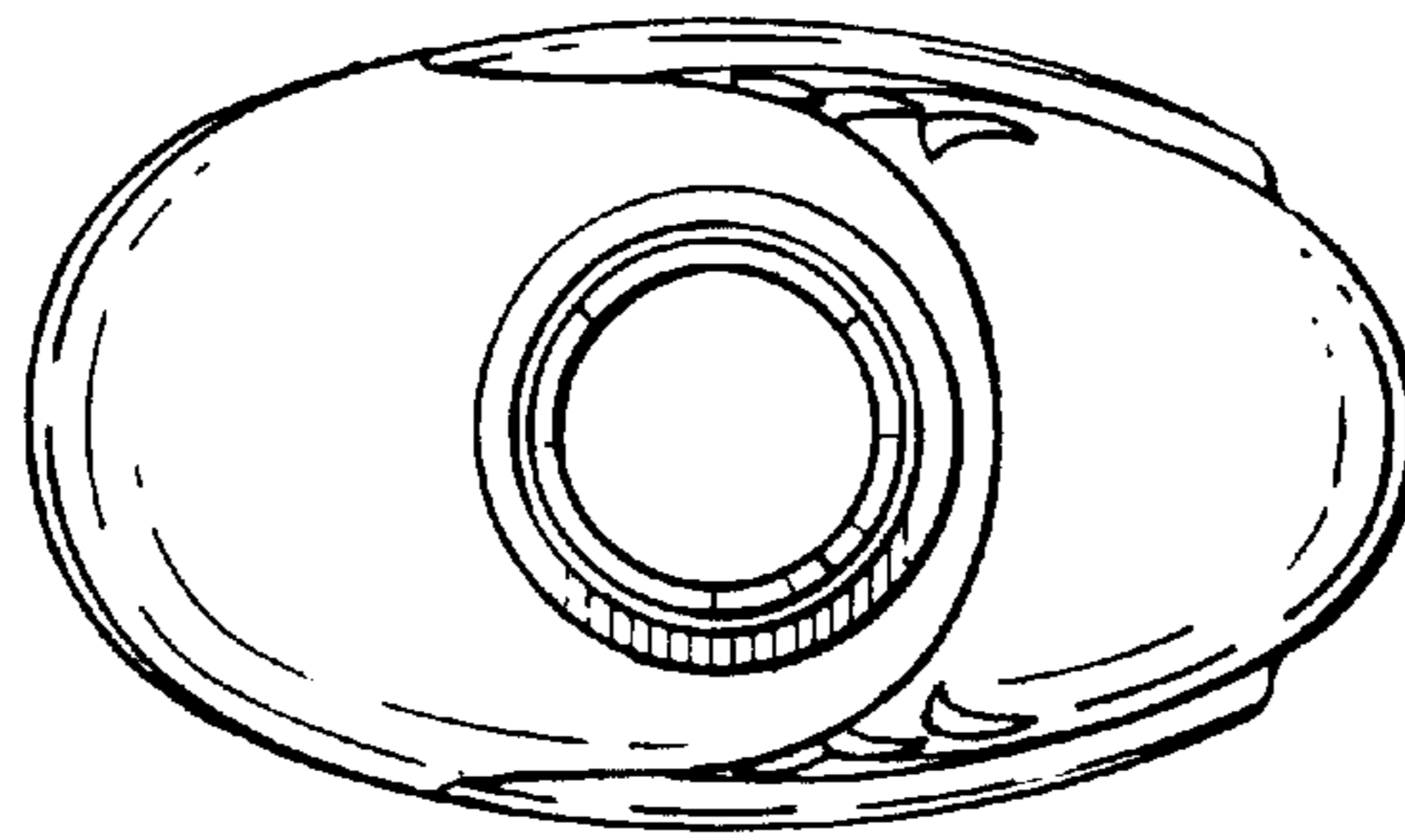


Fig. 8.

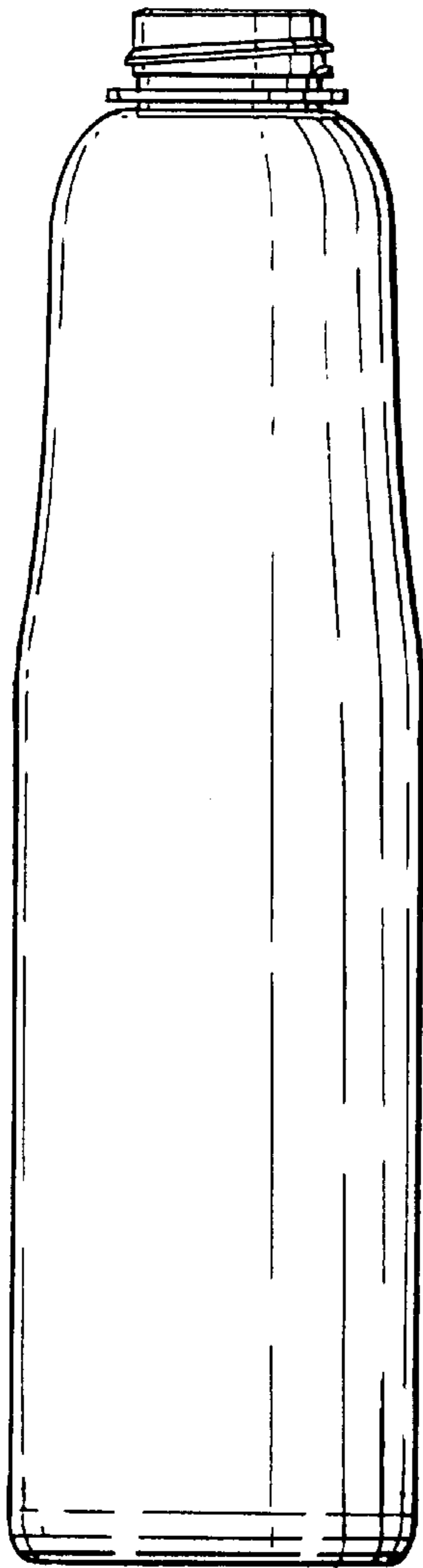


Fig. 9.

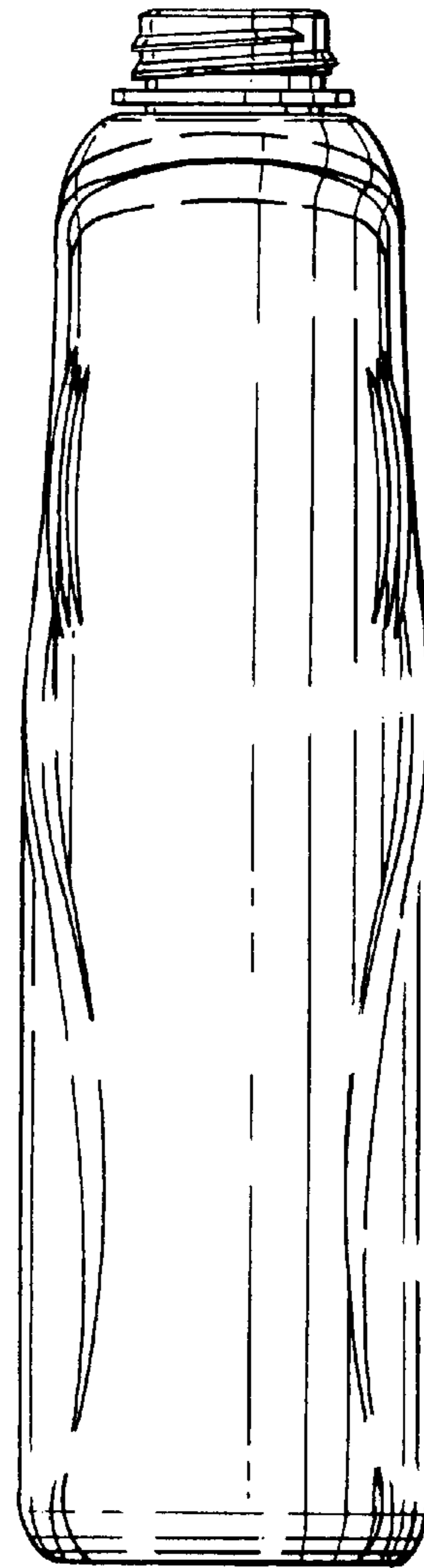


Fig. 10.