

US00D498670S

(12) **United States Design Patent**  
**Cummings et al.**

(10) **Patent No.: US D498,670 S**

(45) **Date of Patent: \*\* Nov. 23, 2004**

(54) **DISPENSER**

(75) Inventors: **Bruce Cummings**, New York, NY  
(US); **Nicholas Noe**, New York, NY  
(US)

(73) Assignee: **Colgate-Palmolive Company**, New  
York, NY (US)

(\*\*) Term: **14 Years**

(21) Appl. No.: **29/185,232**

(22) Filed: **Jun. 25, 2003**

(51) **LOC (7) Cl.** ..... **09-01**

(52) **U.S. Cl.** ..... **D9/339**

(58) **Field of Search** ..... D9/337-339, 529-530,  
D9/542-543, 549, 571, 575; D28/4, 8.1;  
206/37, 528, 204, 229; 215/231, 316-317;  
220/796, 890; 221/208, 210; 222/390; 401/68,  
75

(56) **References Cited**

**U.S. PATENT DOCUMENTS**

D367,608 S \* 3/1996 Stranders ..... D9/424  
D373,536 S \* 9/1996 Kokenge et al. .... D9/529

D438,459 S \* 3/2001 Holthaus ..... D9/338  
D447,695 S \* 9/2001 Lloyd ..... D9/529  
D474,399 S \* 5/2003 Cummings ..... D9/338  
D482,618 S \* 11/2003 Cummings ..... D9/529  
D482,619 S \* 11/2003 Cummings ..... D9/529  
D484,806 S \* 1/2004 Cummings ..... D9/529

\* cited by examiner

*Primary Examiner*—Stella Reid

*Assistant Examiner*—Daniel Bui

(74) *Attorney, Agent, or Firm*—Clifford E. Wilkins;  
Michael J. McGreal

(57) **CLAIM**

The ornamental design for a dispenser, as shown and  
described.

**DESCRIPTION**

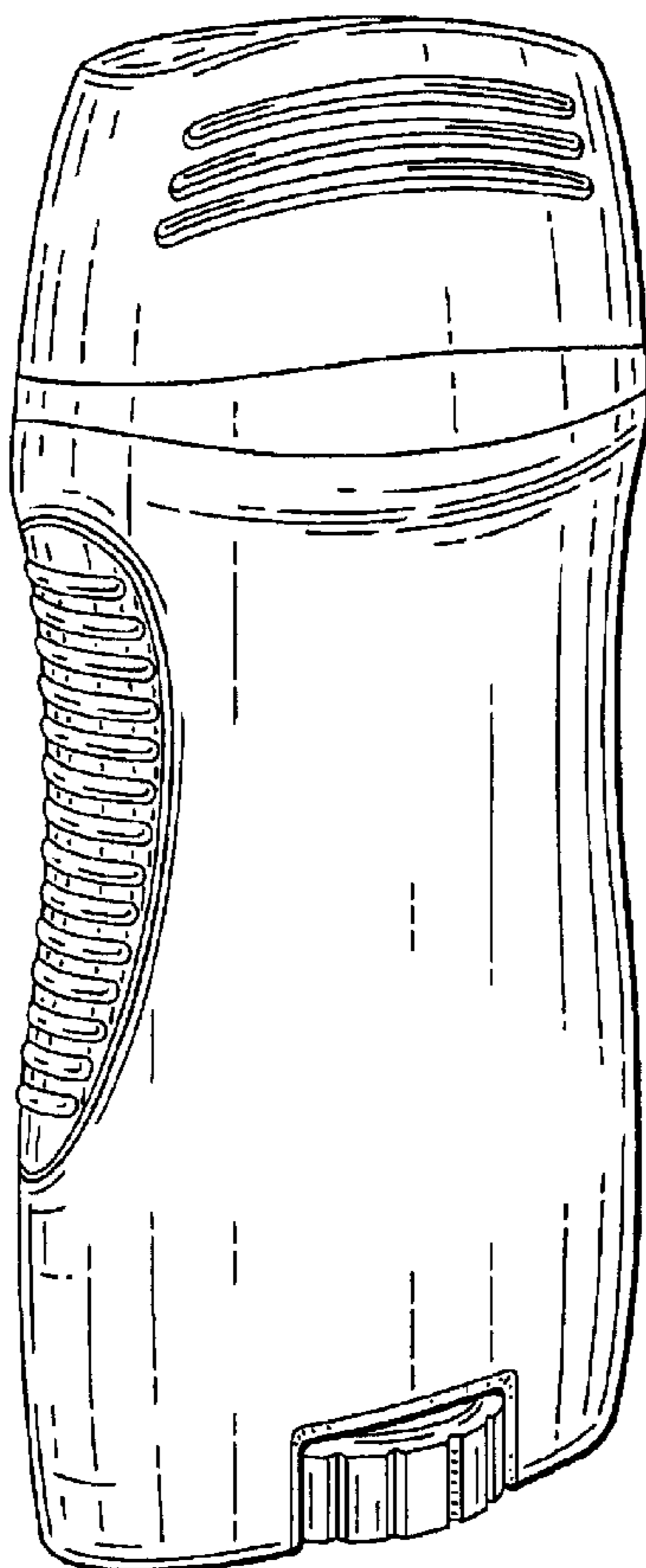
FIG. 1 is a perspective view of the dispenser of our design.  
FIG. 2 is a front elevation view, the rear elevation view  
being a mirror image thereof.

FIG. 3 is a right side elevation view, the left side being a  
mirror image thereof.

FIG. 4 is a top plan view thereof; and,

FIG. 5 is a bottom plan view thereof.

**1 Claim, 4 Drawing Sheets**



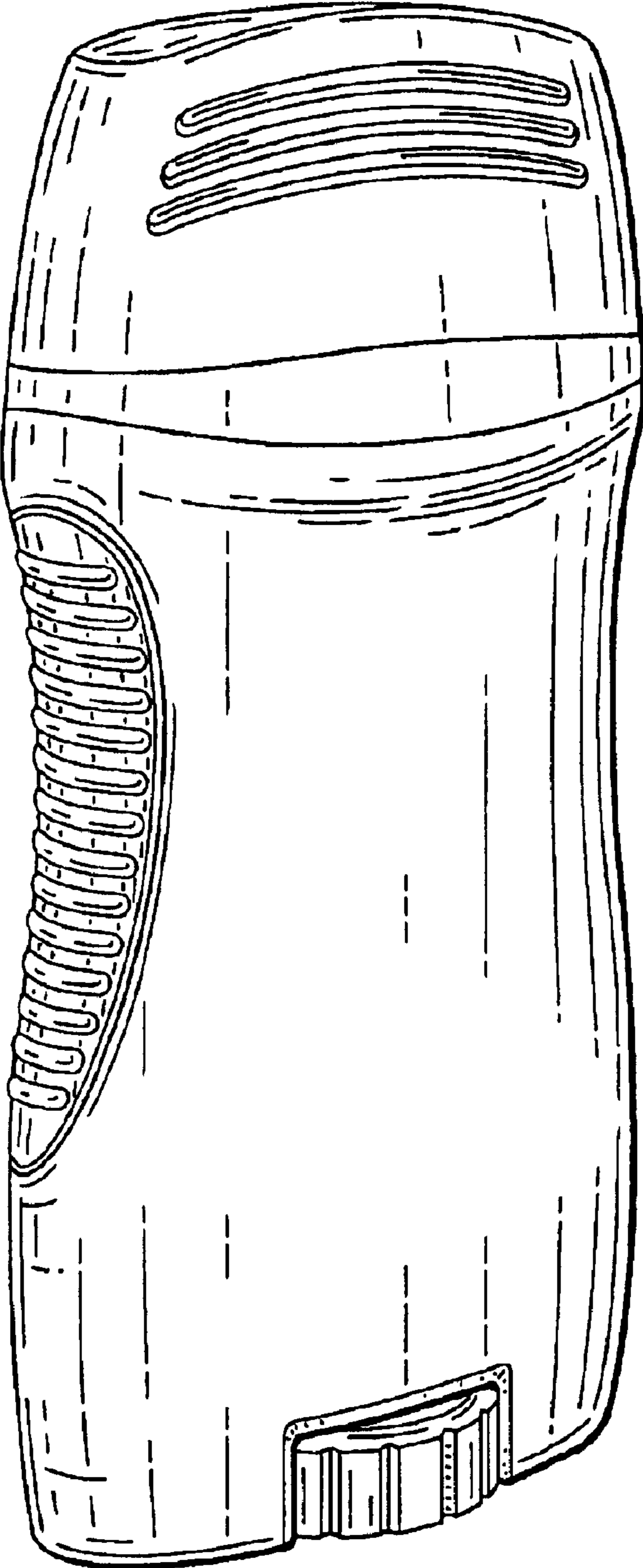


FIG. 1

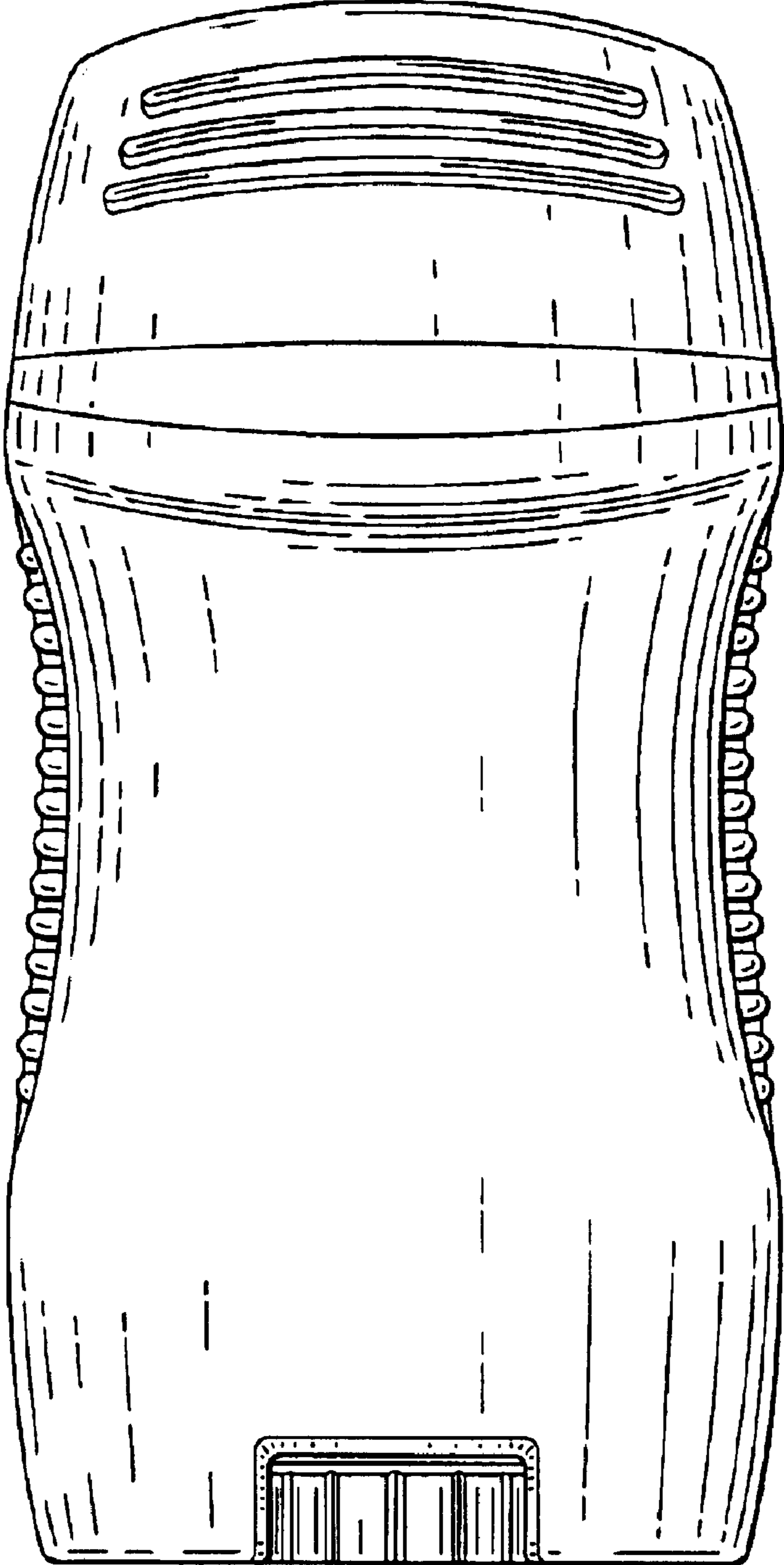


FIG. 2

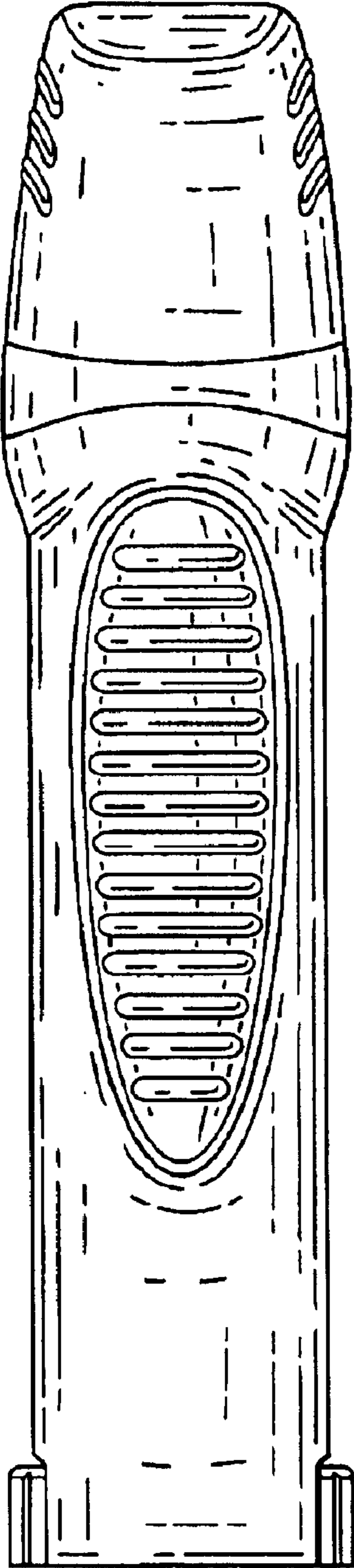


FIG. 3

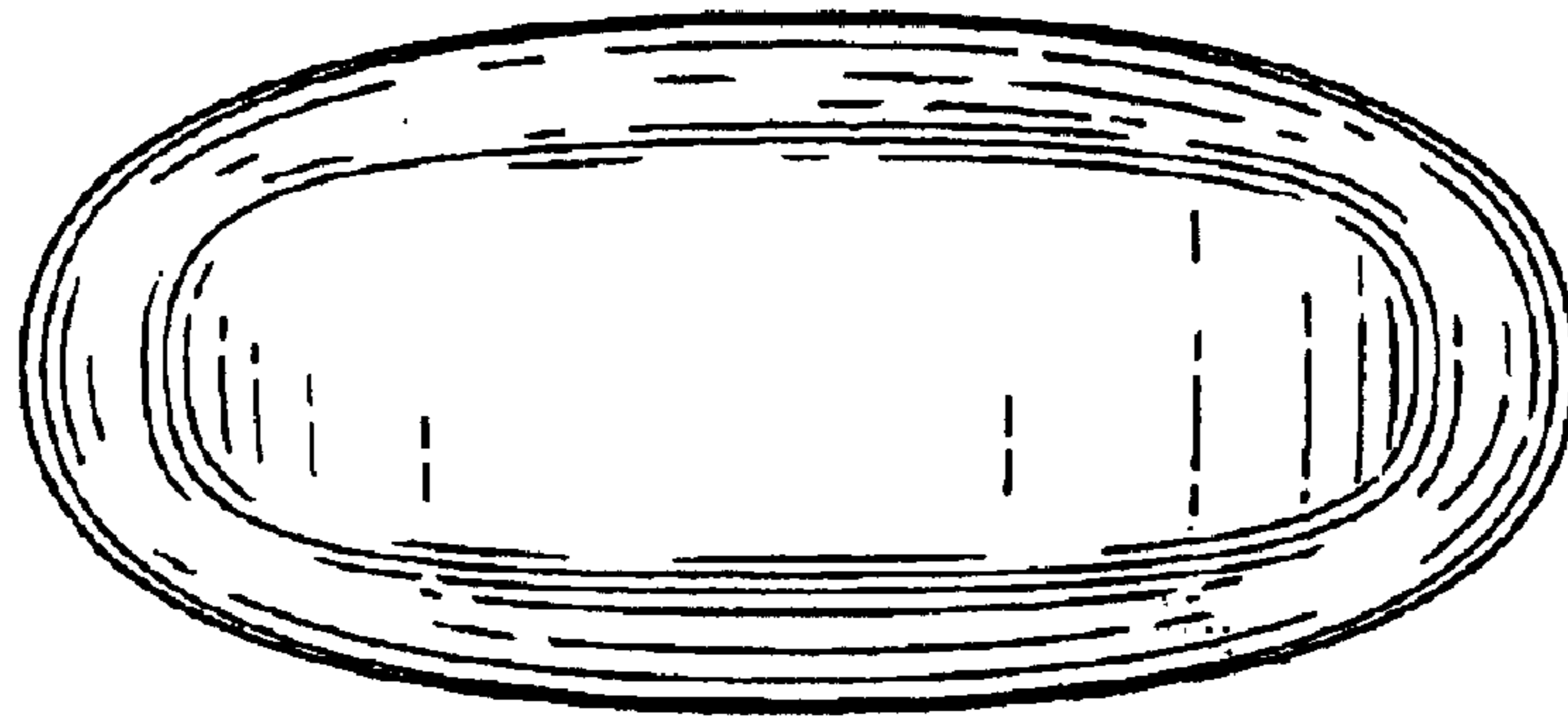


FIG. 4

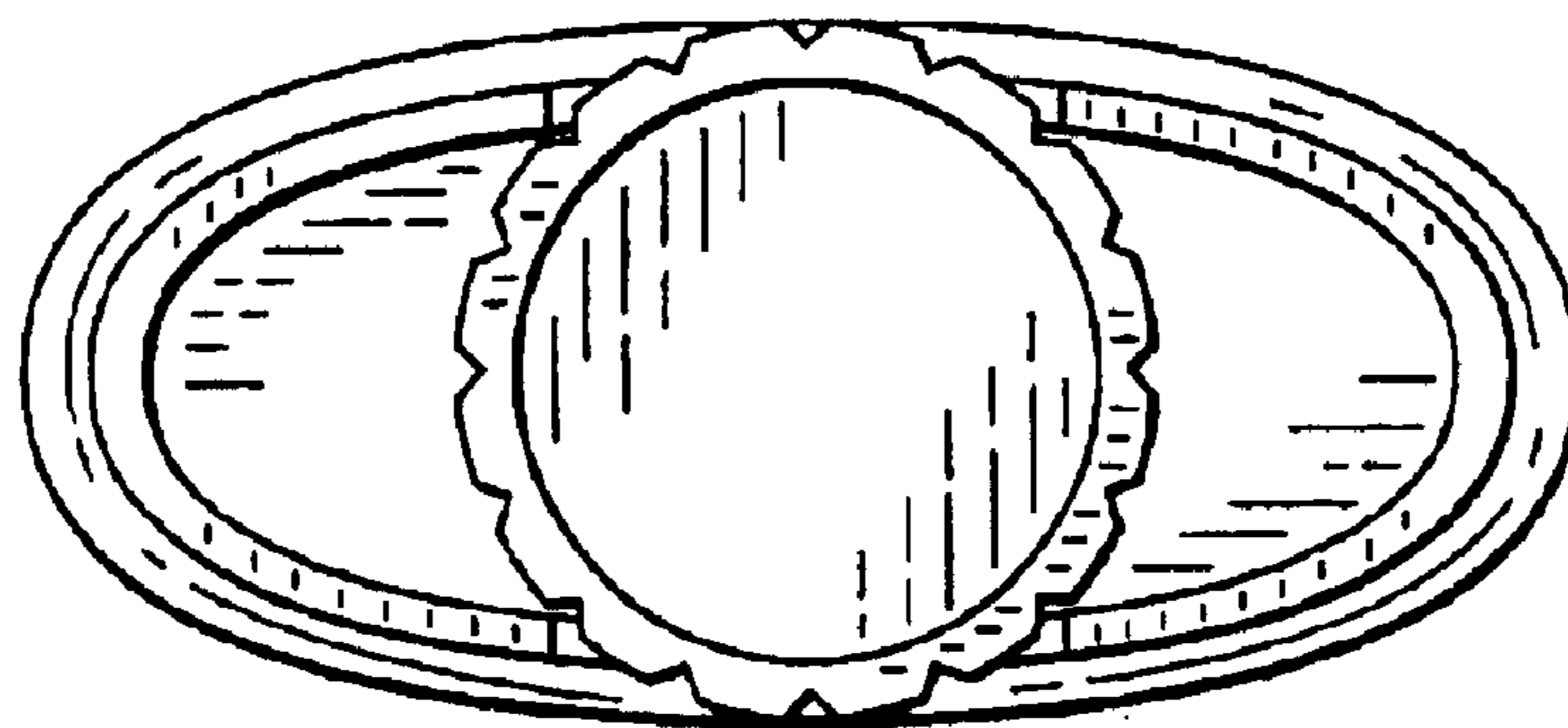


FIG. 5