

US00D498666S

(12) **United States Design Patent**
Mitchell

(10) **Patent No.:** **US D498,666 S**

(45) **Date of Patent:** **** Nov. 23, 2004**

(54) **DISPENSER**

(76) **Inventor:** **Russell W. Mitchell**, 9103 Buska St.,
Schofield, WI (US) 54476

(**) **Term:** **14 Years**

(21) **Appl. No.:** **29/183,044**

(22) **Filed:** **Jun. 5, 2003**

(51) **LOC (7) Cl.** **09-01**

(52) **U.S. Cl.** **D9/302; D24/115**

(58) **Field of Search** D9/302, 341, 344,
D9/416; D24/115; 222/107, 209, 541.1,
541.2, 541.3, 541.4, 541.9; 604/200, 217,
212

(56) **References Cited**

U.S. PATENT DOCUMENTS

D345,211 S	*	3/1994	Bologna	D24/141
D358,466 S	*	5/1995	Harris et al.	D24/115
D392,184 S	*	3/1998	Weiler	D9/302
D425,617 S		5/2000	Snedden	D24/115
6,328,715 B1		12/2001	Dragan et al.	604/232
D467,336 S	*	12/2002	Gilbard et al.	D24/115
6,491,940 B1		12/2002	Levin	424/434

OTHER PUBLICATIONS

Unicep Packaging, Inc., Unit-Dose and Single-Dose Contract Packaging from UNICEP, <http://www.unicep.com>; Product description pages from website, May 29, 2003 (4 pgs.).

* cited by examiner

Primary Examiner—Paula A. Greene

(74) *Attorney, Agent, or Firm*—Kagan Binder, PLLC

(57) **CLAIM**

The ornamental design for a dispenser, as shown.

DESCRIPTION

FIG. 1 is a perspective view of a first embodiment of the dispenser of the present design;

FIG. 2 is a left side elevational view of the dispenser of FIG. 1;

FIG. 3 is a right side elevational view of the dispenser of FIG. 1;

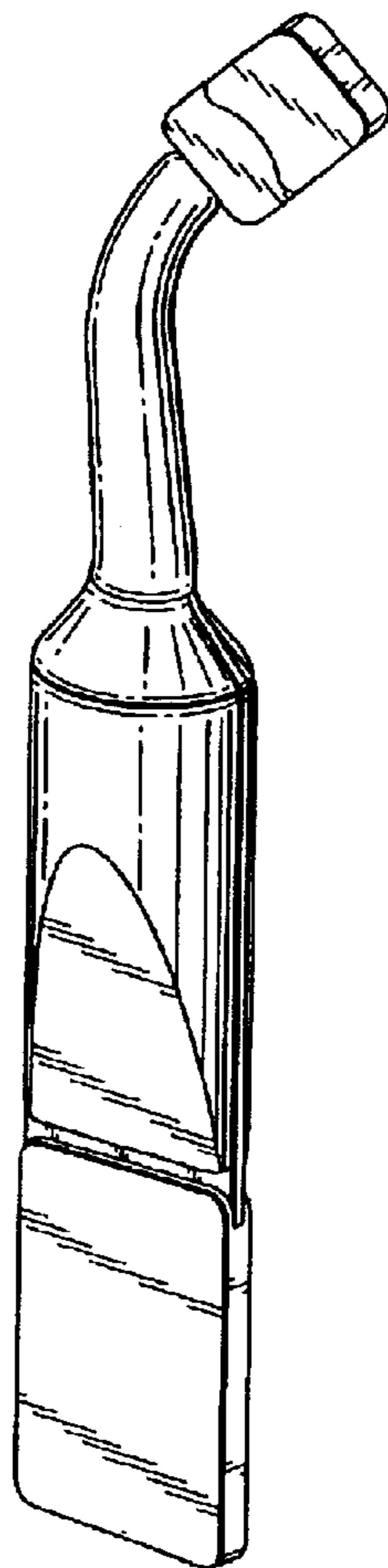
FIG. 4 is a front elevational view of the dispenser of FIG. 1;

FIG. 5 is a rear elevational view of the dispenser of FIG. 1;

FIG. 6 is a top plan view of the dispenser of FIG. 1; and,

FIG. 7 is a bottom plan view of the dispenser of FIG. 1.

1 Claim, 2 Drawing Sheets



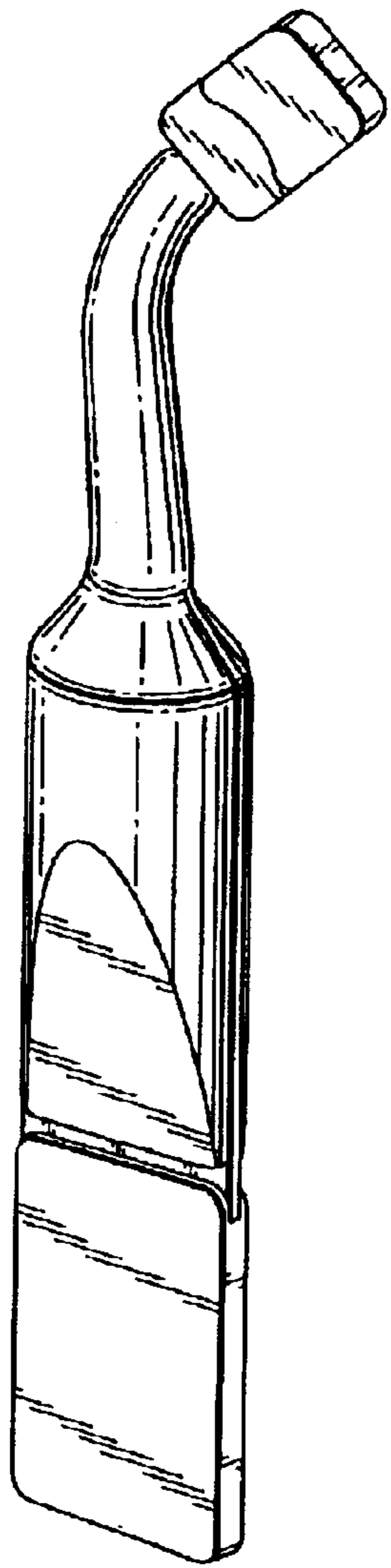


Fig. 1

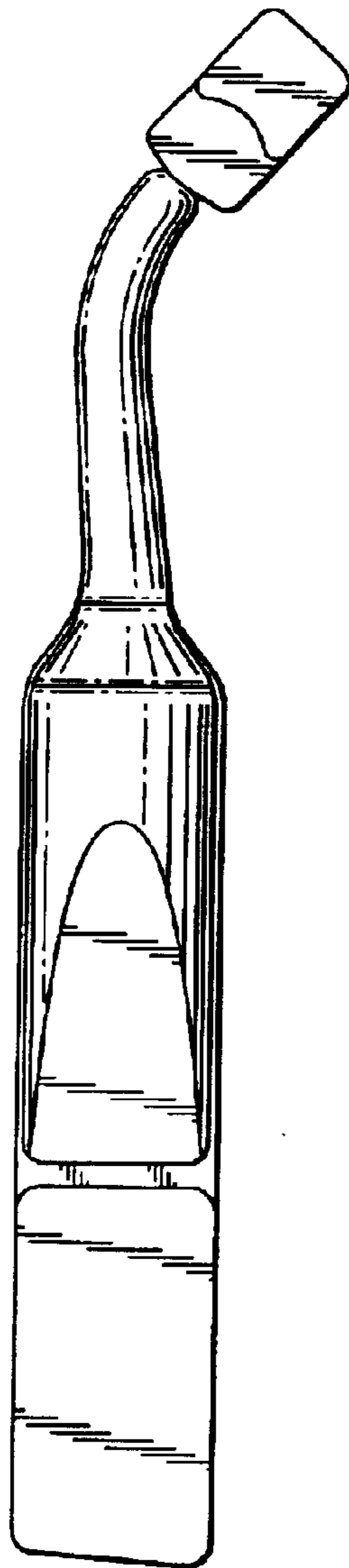


Fig. 2

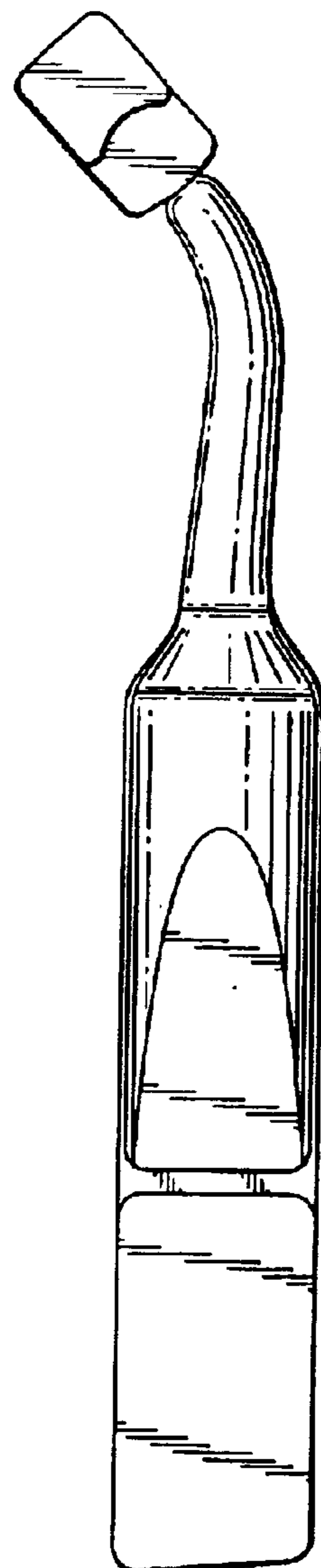


Fig. 3




Fig. 4




Fig. 5

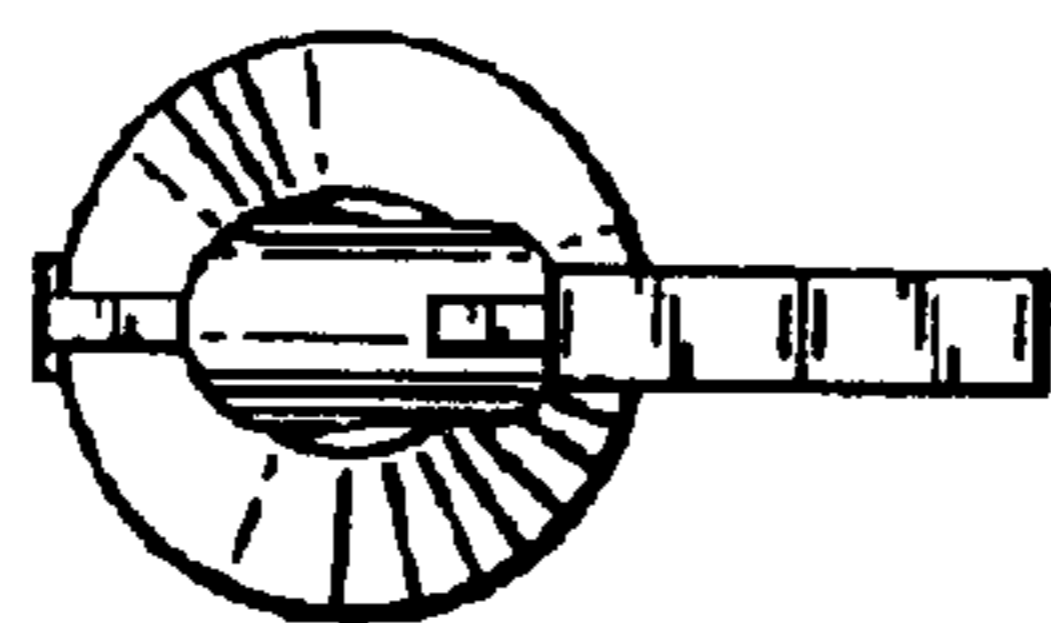


Fig. 6

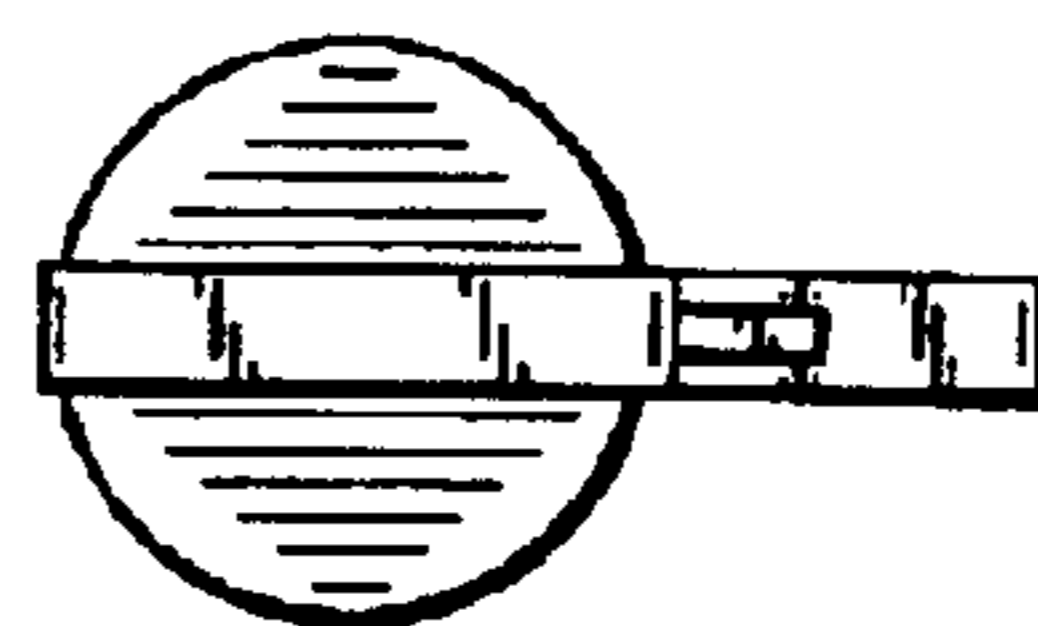


Fig. 7