

US00D498662S

(12) **United States Design Patent**
Neri

(10) **Patent No.:** **US D498,662 S**

(45) **Date of Patent:** **** Nov. 23, 2004**

(54) **SHOWER CURTAIN RING ASSEMBLY**

(76) **Inventor:** **Frank G. Neri**, 17 Marjorie La.,
Vernon, CT (US) 06066

(**) **Term:** **14 Years**

(21) **Appl. No.:** **29/202,955**

(22) **Filed:** **Apr. 7, 2004**

(51) **LOC (7) Cl.** **08-05**

(52) **U.S. Cl.** **D8/373**

(58) **Field of Search** D8/373, 367; D6/546-547;
160/330; 248/302-303

(56) **References Cited**

U.S. PATENT DOCUMENTS

D46,687 S	11/1914	Morris	
D214,107 S	5/1969	Hallahan	
5,050,833 A	9/1991	Usner	
D350,279 S	* 9/1994	Tate D8/373
D404,639 S	* 1/1999	Samelson D8/373
D438,746 S	* 3/2001	Barker et al. D8/373

D439,144 S	*	3/2001	Ho	D8/373
D441,584 S	*	5/2001	Ho	D8/373
6,364,256 B1		4/2002	Neider et al.		
D459,201 S		6/2002	Michaelson		

* cited by examiner

Primary Examiner—Brian N Vinson

(74) *Attorney, Agent, or Firm*—Ira S. Dorman

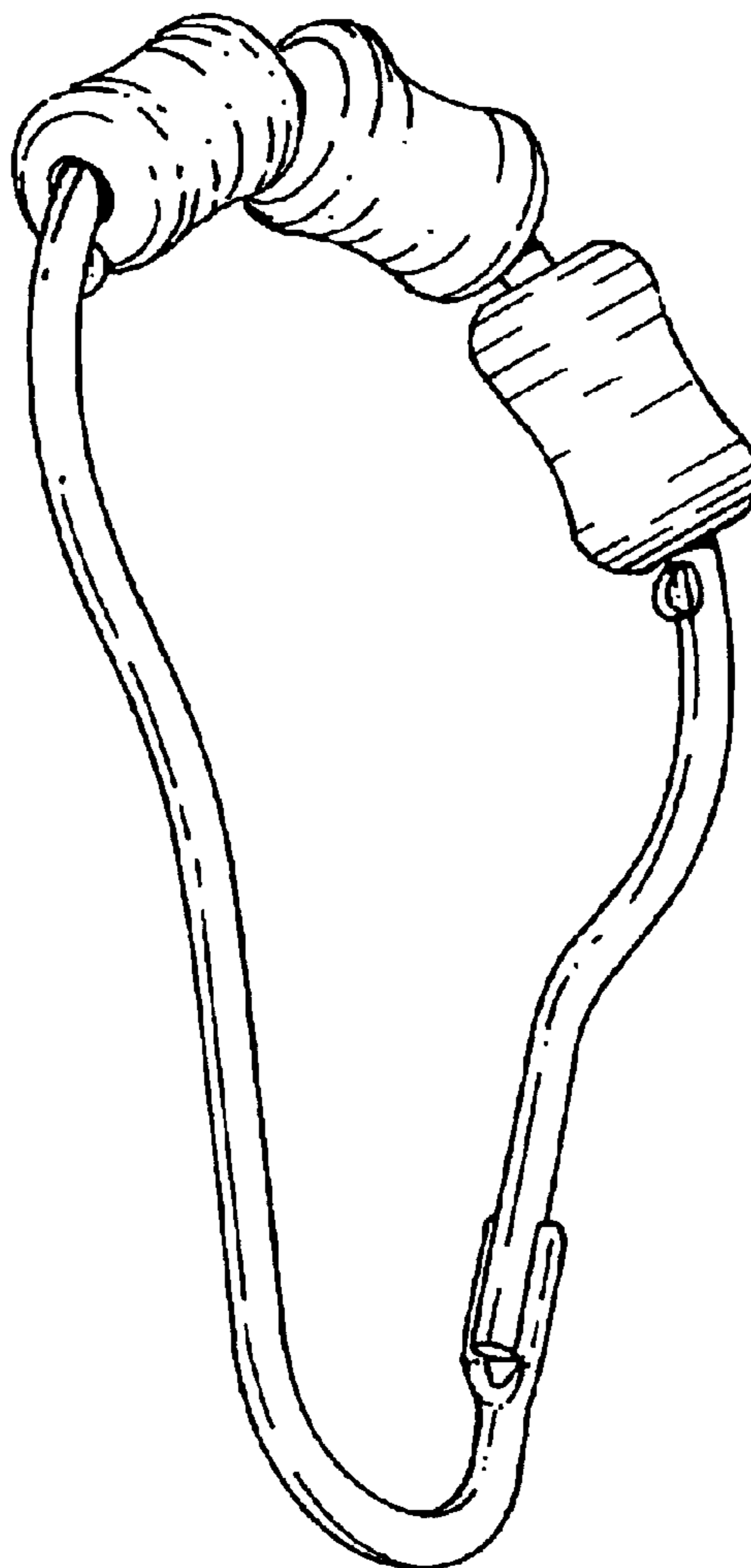
(57) **CLAIM**

The ornamental design for a shower curtain ring assembly, as shown.

DESCRIPTION

FIG. 1 is perspective view of a shower curtain ring assembly embodying the present invention;
FIG. 2 is a left side view of the assembly;
FIG. 3 is a right side view of the assembly;
FIG. 4 is a front view of the assembly, the rear view being a mirror image thereof;
FIG. 5 is a top view of the assembly; and,
FIG. 6 is a bottom view of the assembly.

1 Claim, 1 Drawing Sheet



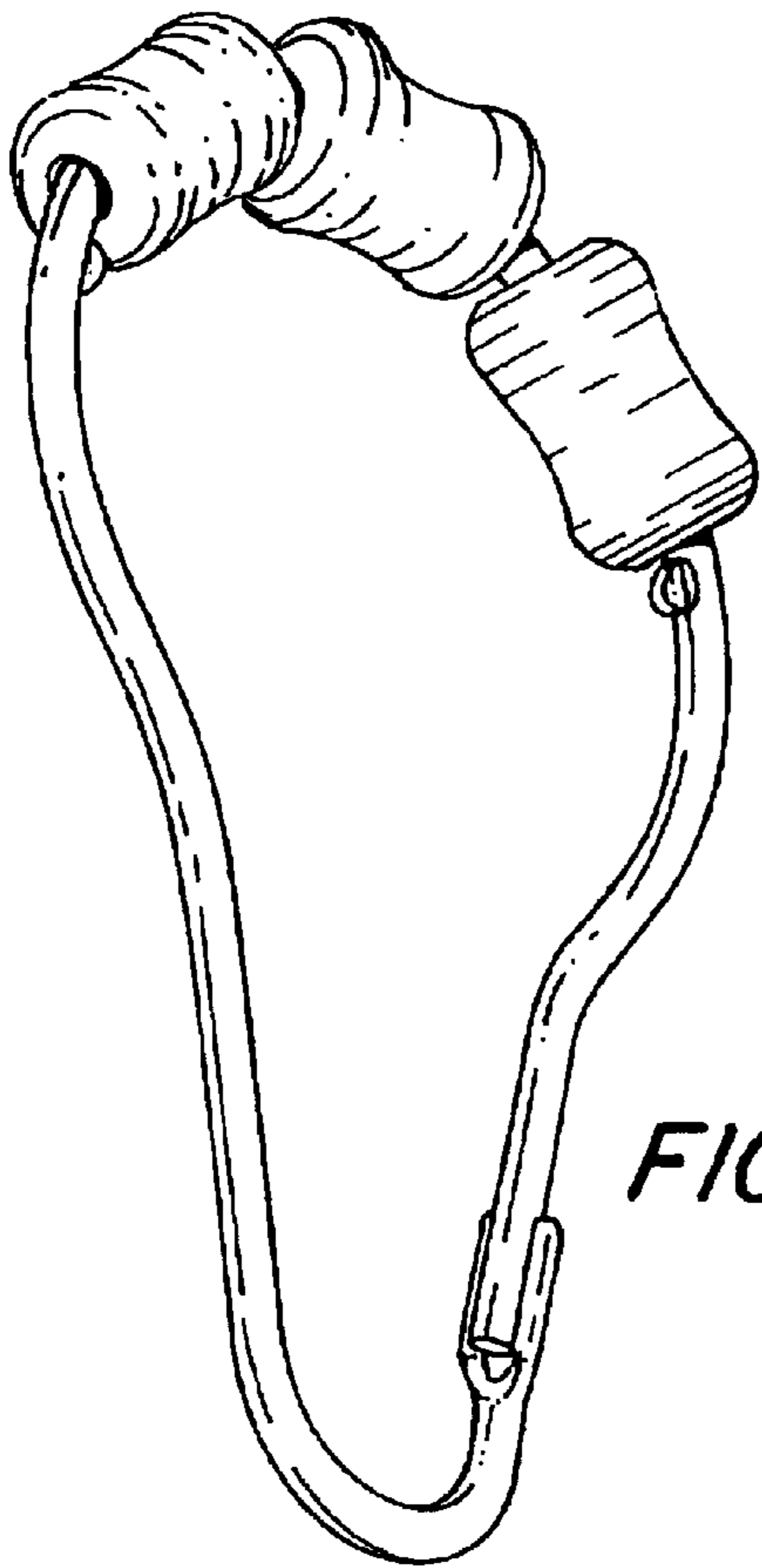


FIG. 1

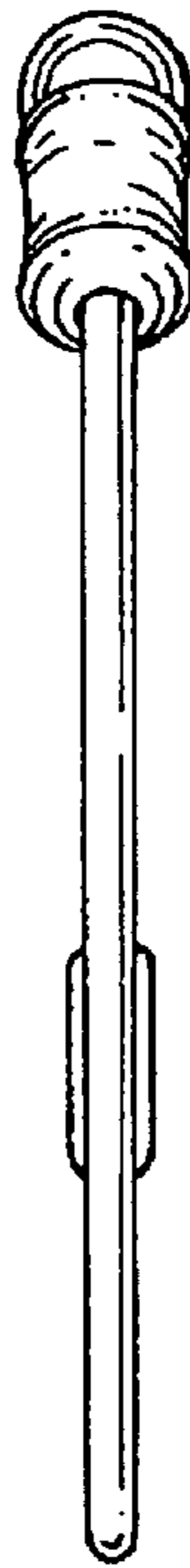


FIG. 2

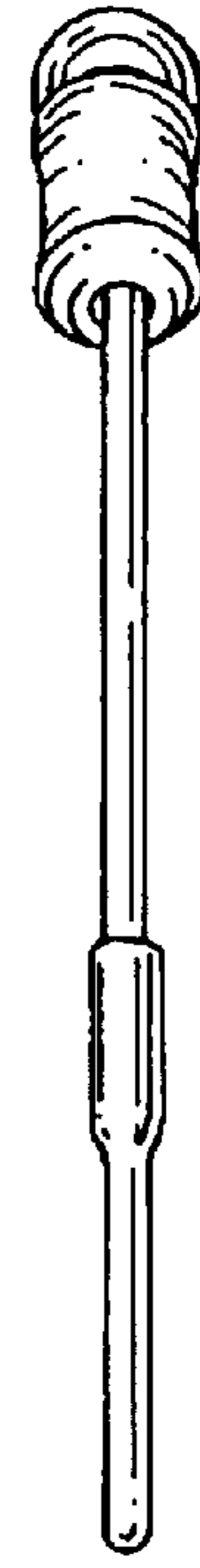


FIG. 3

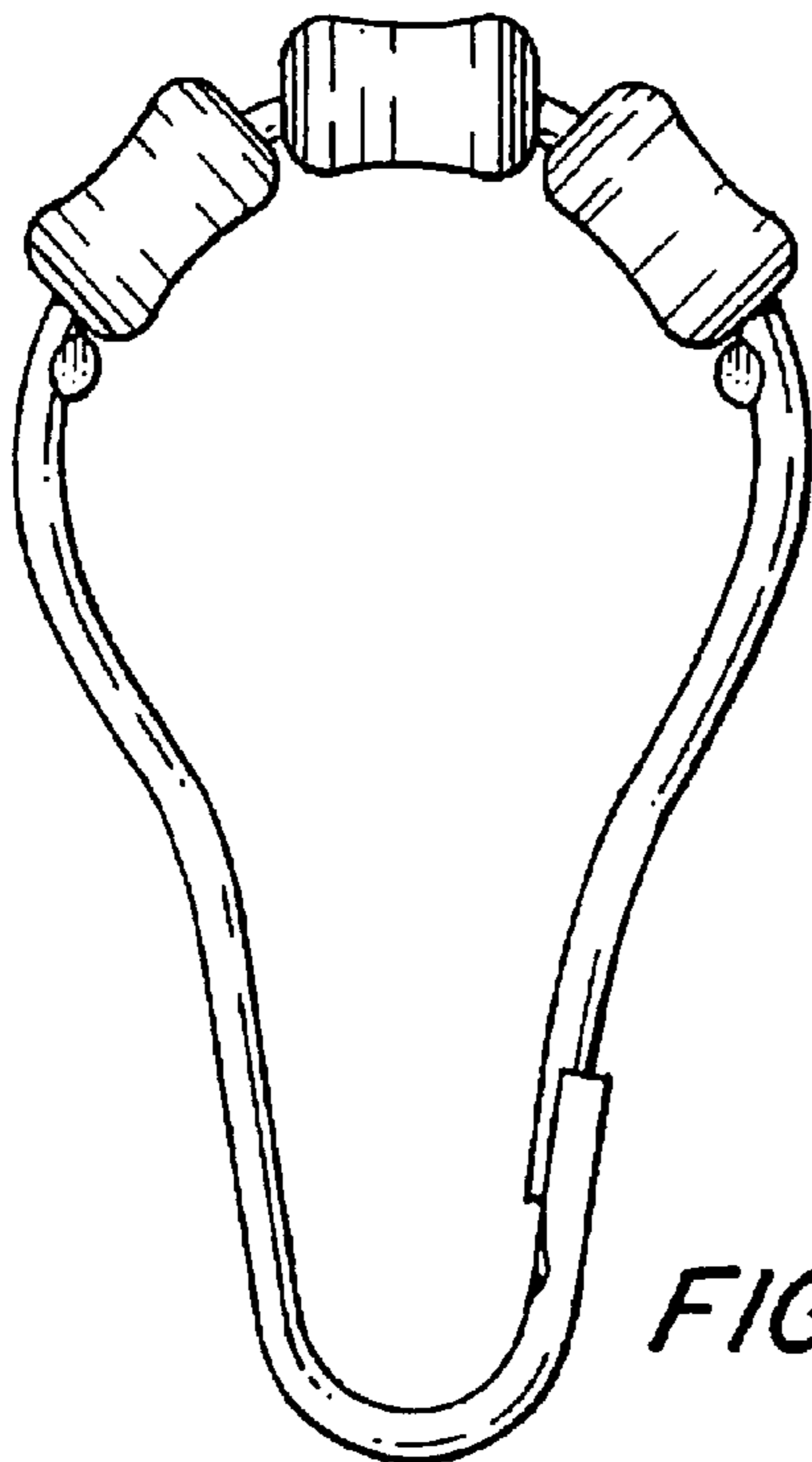


FIG. 4



FIG. 5

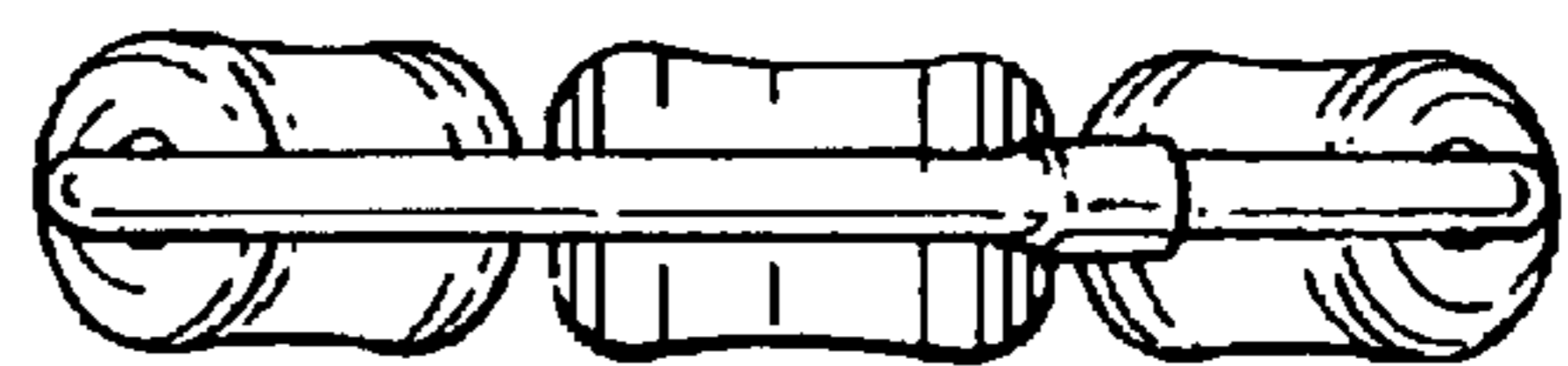


FIG. 6