

US00D498651S

(12) **United States Design Patent**
Bates et al.

(10) **Patent No.:** **US D498,651 S**
(45) **Date of Patent:** **** Nov. 23, 2004**

(54) **CORKSCREW**

(75) Inventors: **Mathew M Bates**, County Cork (IE);
Diarmuid O McMahon, Dublin (IE)

(73) Assignee: **Le Creuset, S.A.**, Fresnoy-le-Grand
(FR)

(**) Term: **14 Years**

(21) Appl. No.: **29/187,106**

(22) Filed: **Jul. 28, 2003**

(30) **Foreign Application Priority Data**

Jan. 31, 2003 (GB) 3010562

(51) **LOC (7) Cl.** **07-06**

(52) **U.S. Cl.** **D8/42**

(58) **Field of Search** D8/16-19, 33-43,
D8/21, 26, 29; D11/157-162; 7/151-156,
118; 81/3.07-3.49, 52, 119-125.1, 177.1-177.6,
436, 437

(56) **References Cited**

U.S. PATENT DOCUMENTS

4,845,844 A 7/1989 Allen
D358,744 S * 5/1995 Entwistle D8/42
D359,213 S 6/1995 Entwistle
D364,324 S * 11/1995 Entwistle D8/42

D393,993 S 5/1998 De Bergen
D397,010 S * 8/1998 Usbeck D8/42
D412,094 S * 7/1999 Weibel D8/42
D415,667 S 10/1999 De Bergen
D429,613 S * 8/2000 Chang D8/42
D455,622 S * 4/2002 Tse D8/42
D482,250 S 11/2003 Vitrae
2002/0152846 A1 * 10/2002 Lozeau et al. 81/3.09

* cited by examiner

Primary Examiner—Caron D. Veynar

(74) *Attorney, Agent, or Firm*—Gary L. Bush; Andrews
Kurth LLP

(57) **CLAIM**

The ornamental design for a corkscrew, as shown and
described.

DESCRIPTION

FIG. 1 is a perspective view of a corkscrew according to the
invention;

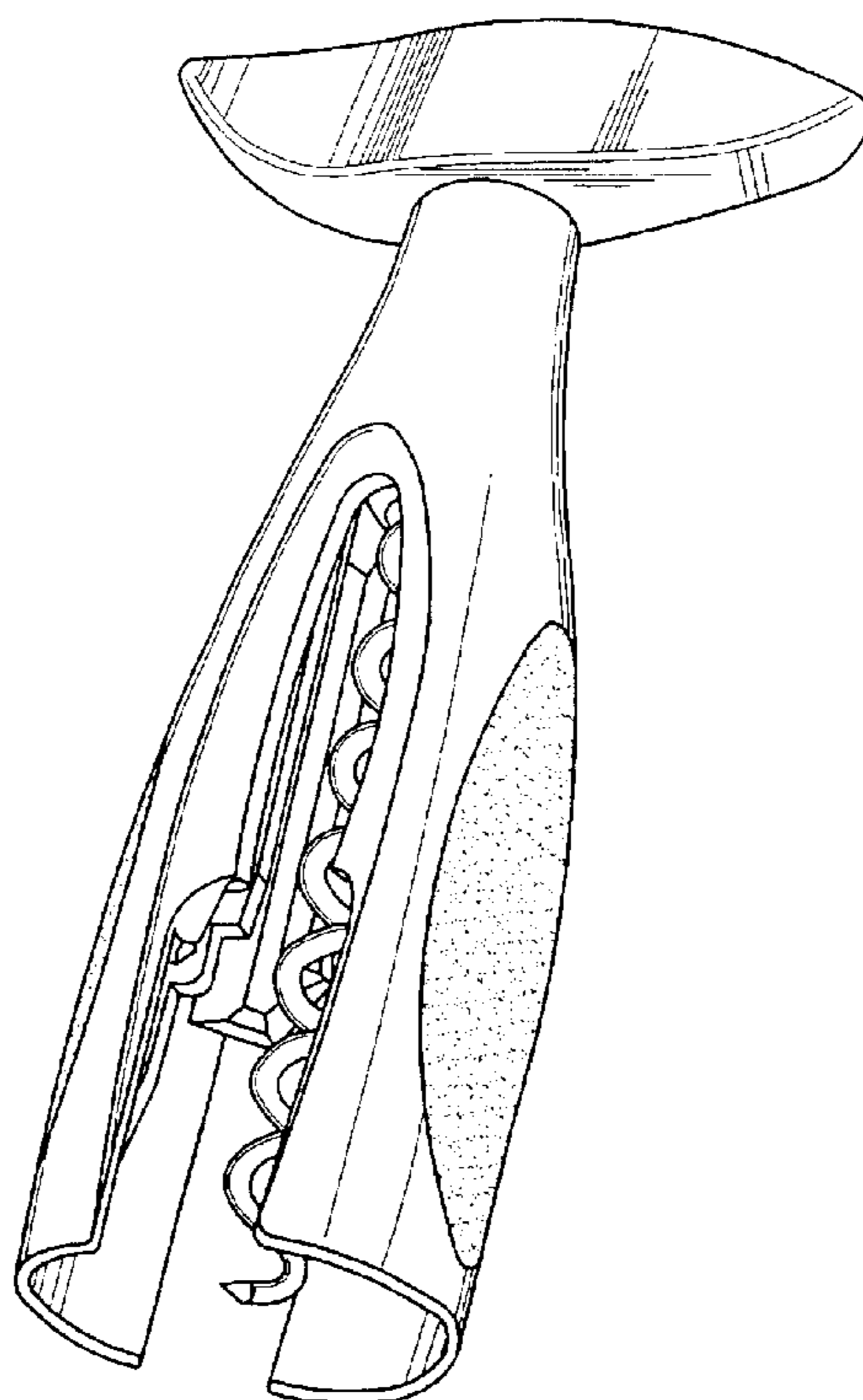
FIG. 2 is a front view of the corkscrew of FIG. 1;

FIG. 3 is a top view of the corkscrew of FIG. 1;

FIG. 4 is a side view from the right hand side of FIG. 1. The
side view from the left hand side is a mirror image of the
right hand side; and,

FIG. 5 is a bottom view of the corkscrew of FIG. 1.

1 Claim, 3 Drawing Sheets



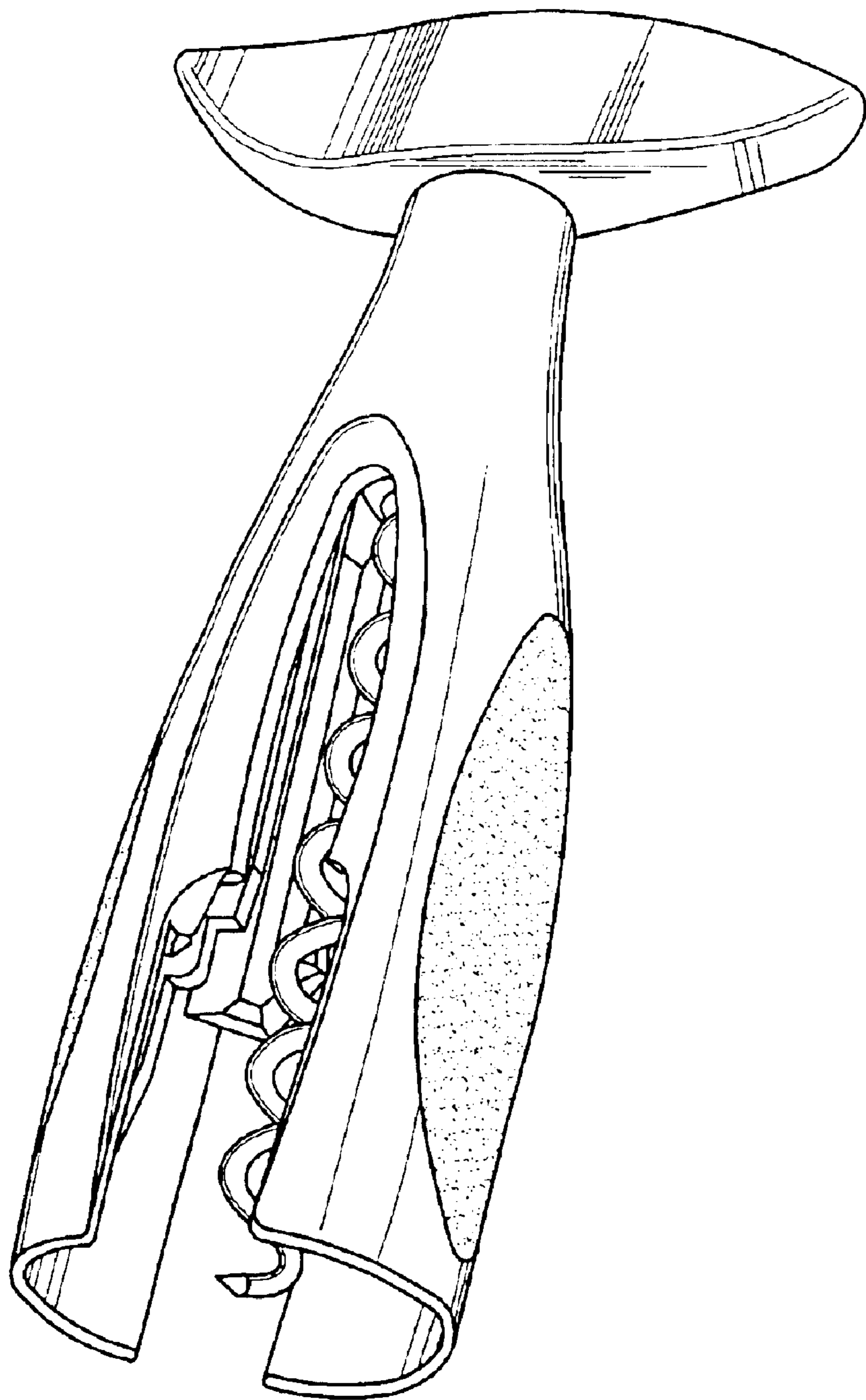


FIG. 1

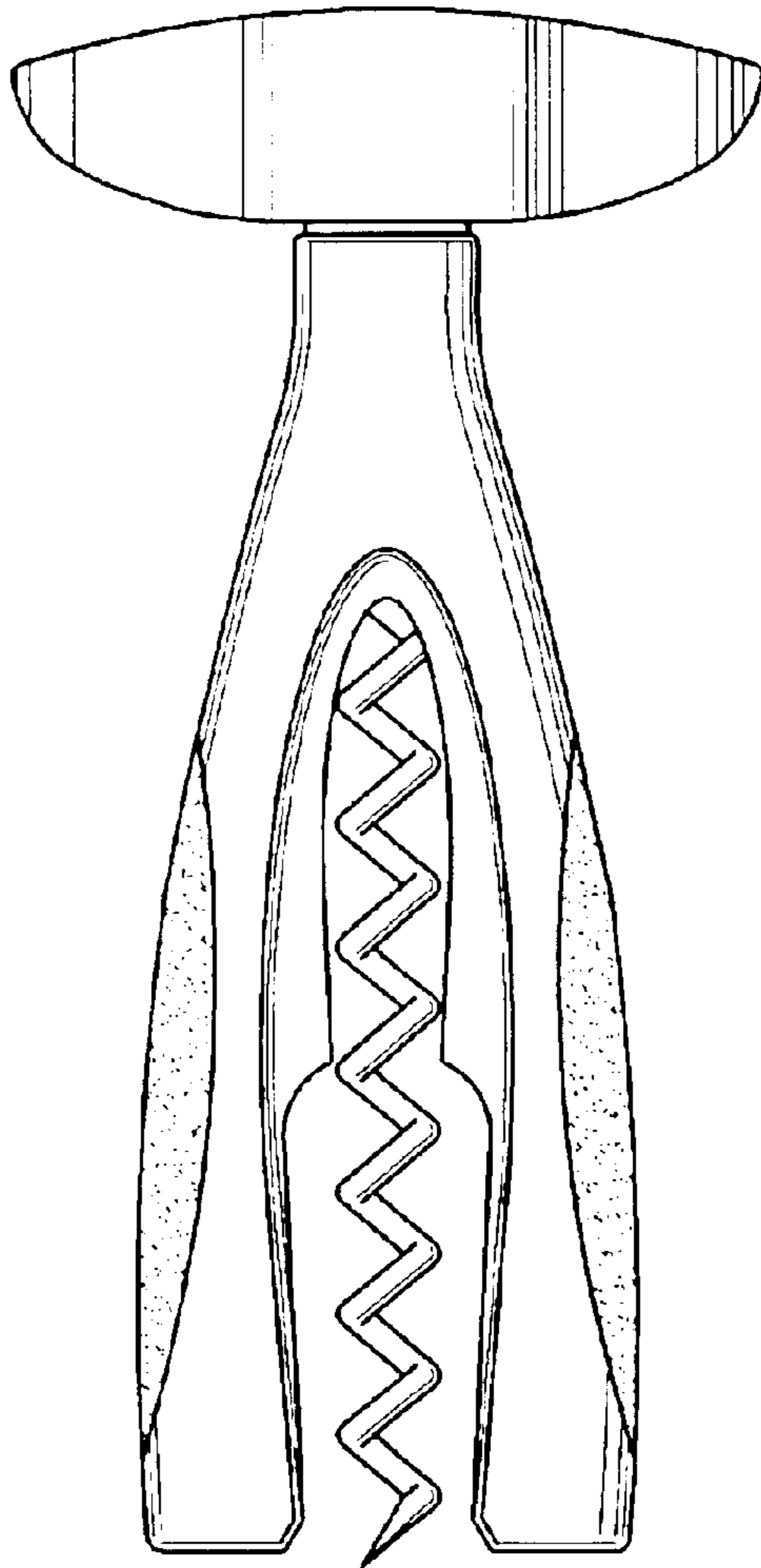


FIG. 2

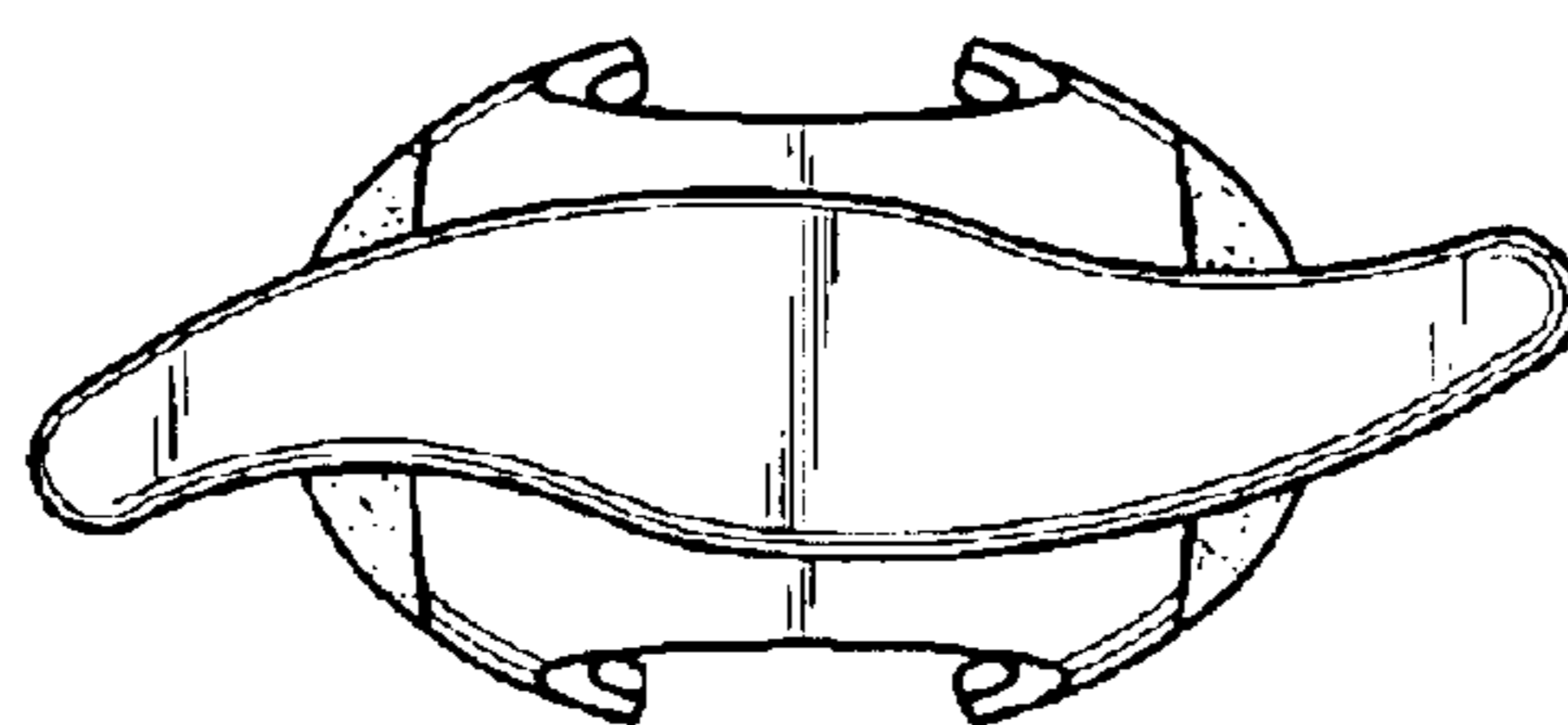


FIG. 3

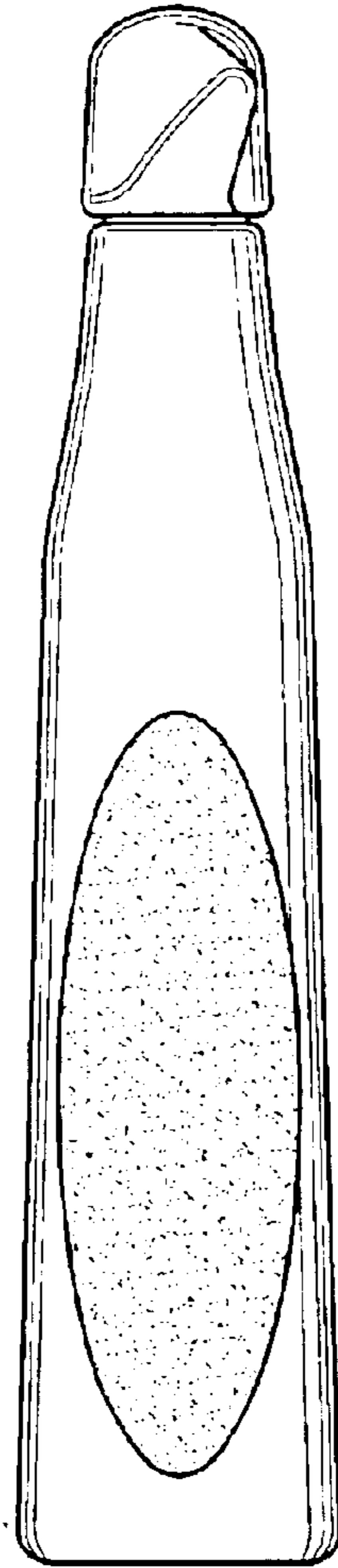


FIG. 4

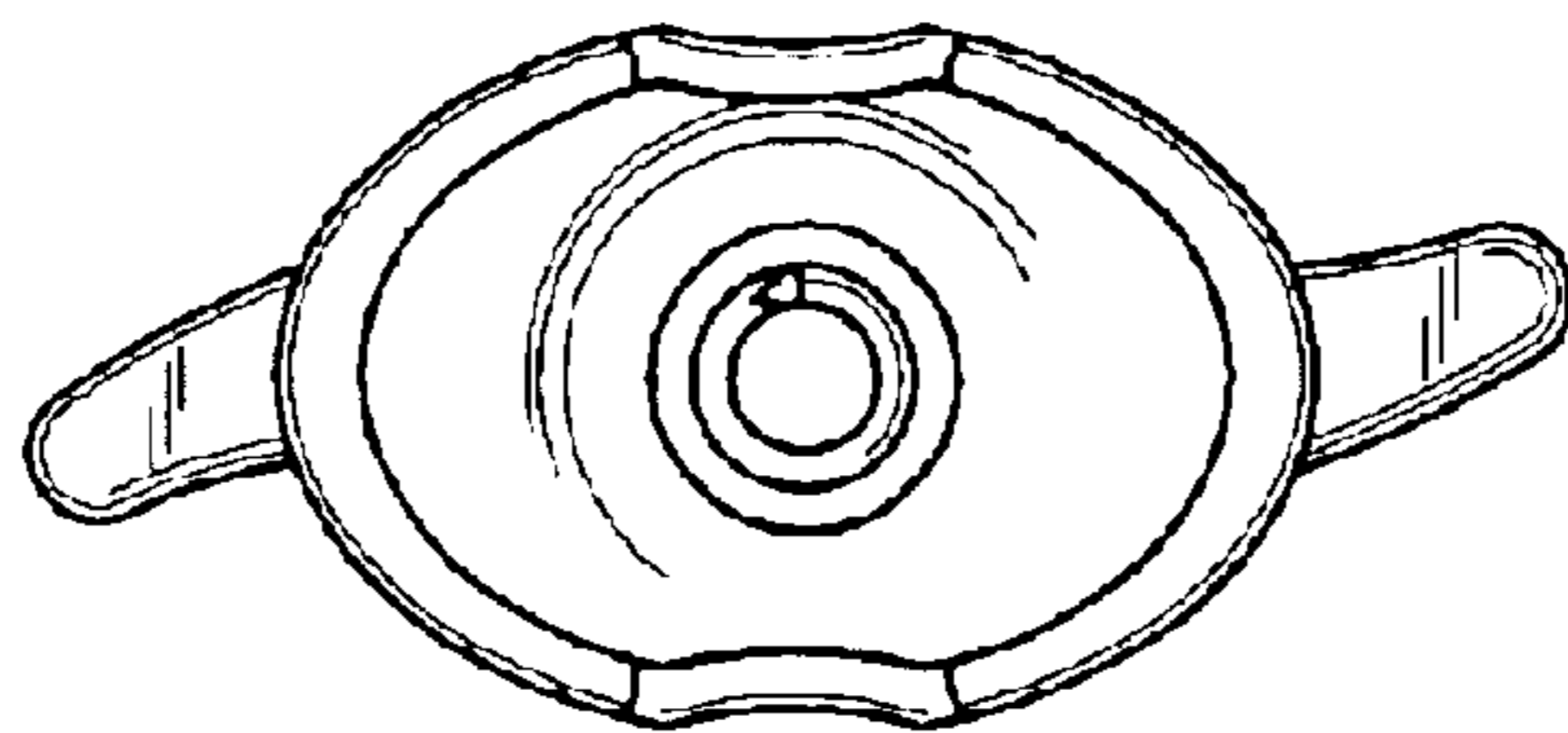


FIG. 5