

US00D498645S

(12) **United States Design Patent**
Parr

(10) **Patent No.:** **US D498,645 S**

(45) **Date of Patent:** **** Nov. 23, 2004**

(54) **WHEEL DESIGN FOR AN UPRIGHT EXTRACTOR**

(75) **Inventor:** **Richard S. Parr**, Uniontown, OH (US)

(73) **Assignee:** **The Hoover Company**, North Canton, OH (US)

(**) **Term:** **14 Years**

(21) **Appl. No.:** **29/174,032**

(22) **Filed:** **Jan. 10, 2003**

(51) **LOC (7) Cl.** **07-02**

(52) **U.S. Cl.** **D7/402**

(58) **Field of Search** D32/21, 22, 31-34, D32/15-16, 38-39; 15/363, 320, 366, 383, 353, 347, 350, 361, 410, 412, 415.1-422.1, 41.1; 55/DIG. 3, 337, 345; D12/204, 209, 210, 212; D21/563; 301/108.1, 37.101, 37.35

(56) **References Cited**

U.S. PATENT DOCUMENTS

D56,136 S	*	8/1920	Gilbert	D12/204
2,020,885 A	*	11/1935	Gatta	301/37.35
2,268,132 A	*	12/1941	Candellero	301/108.1
2,472,087 A	*	6/1949	Bierman	301/108.1
D219,967 S	*	2/1971	Harty, Jr.	D12/210

D358,690 S		5/1995	Hohulin	D32/31
D405,568 S		2/1999	Mehaffey et al.	D32/25
D412,020 S	*	7/1999	McCormick	D21/488
D439,384 S		3/2001	Medema	D32/32
D454,529 S	*	3/2002	Pfeiffer et al.	D12/210
D458,719 S		6/2002	Waldron et al.	D32/21
D469,938 S		2/2003	Wareham et al.	D32/32

* cited by examiner

Primary Examiner—Ruth McInroy

(74) *Attorney, Agent, or Firm*—A. Burgess Lowe; Brett A. Schenck

(57) **CLAIM**

The ornamental design for a wheel design for an upright extractor, as shown and described.

DESCRIPTION

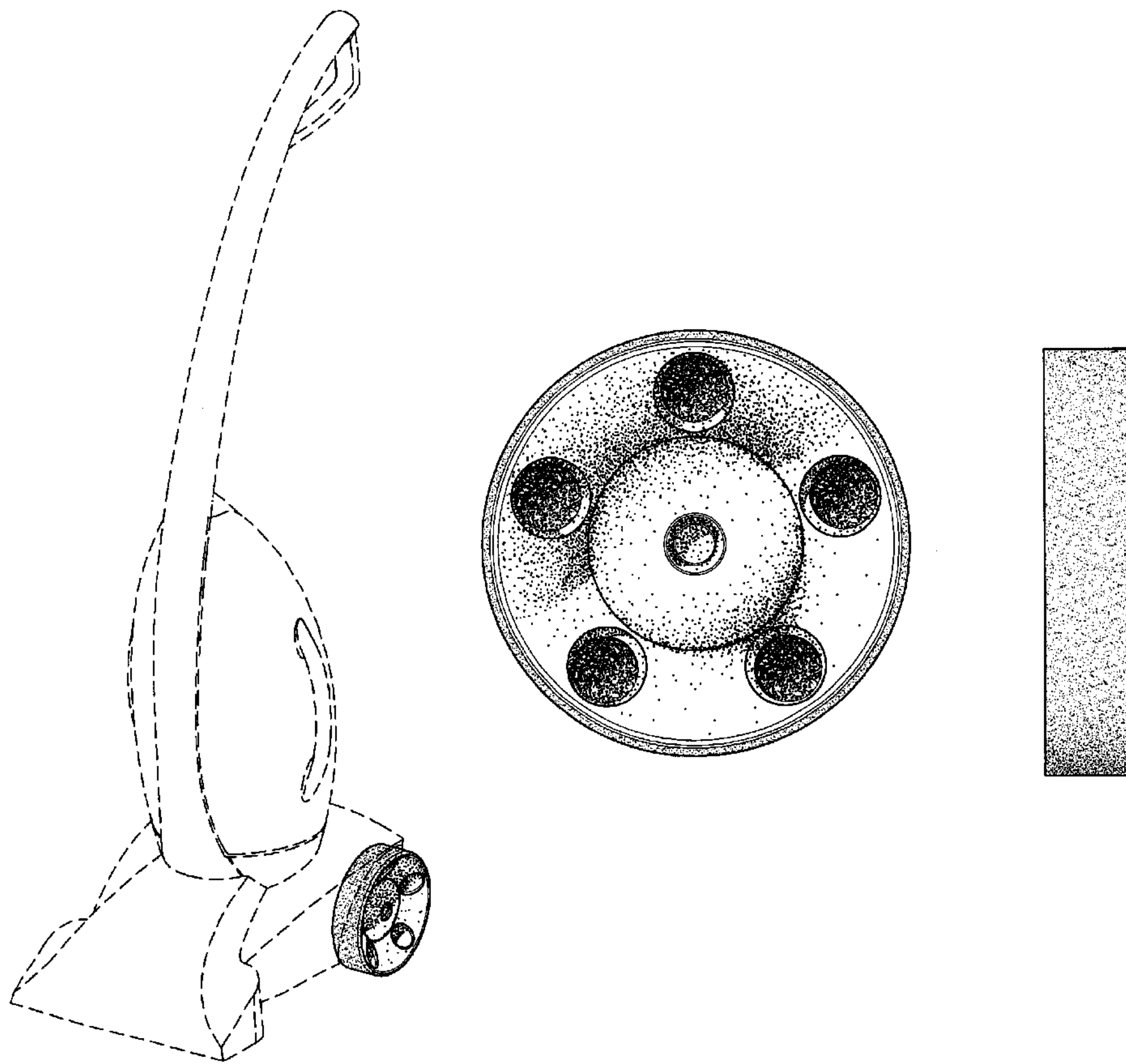
FIG. 1 is a top, front and right side perspective view of a wheel design for an upright extractor showing my new design;

FIG. 2 is a right side view thereof; and,

FIG. 3 is a rear view thereof, the front, top, and bottom view being identical.

The details shown in broken lines in FIG. 1 are shown for illustrative purposes only and form no part of the claimed design.

1 Claim, 2 Drawing Sheets



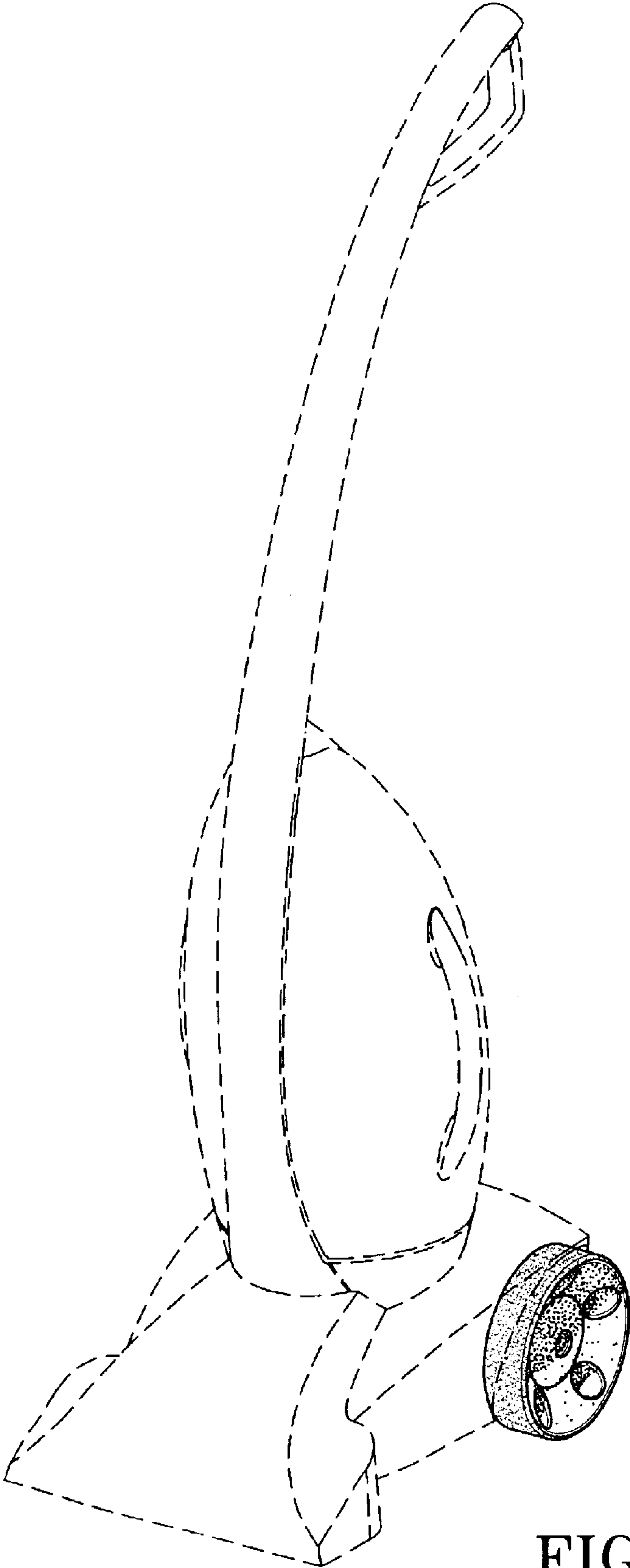


FIG-1

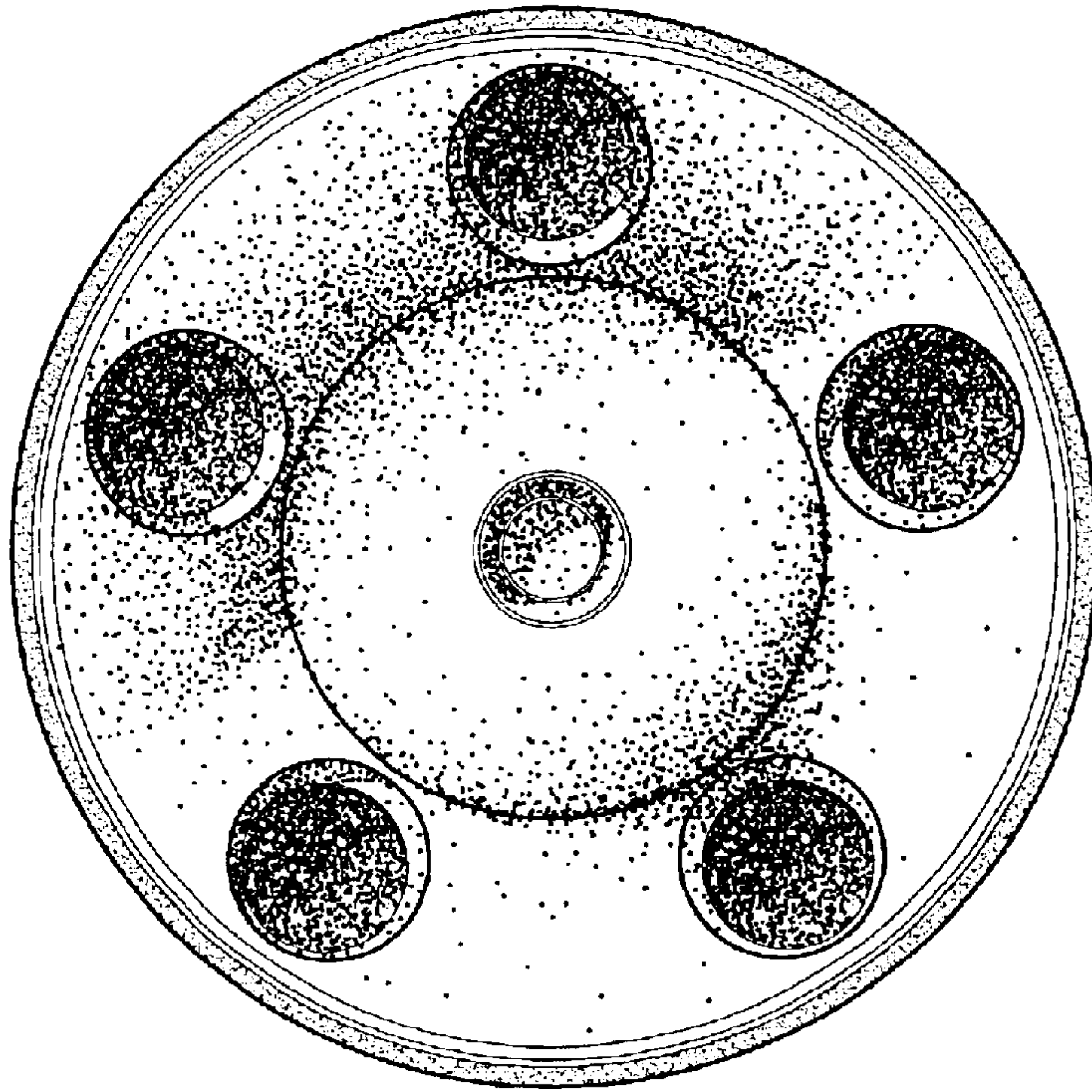


FIG-2

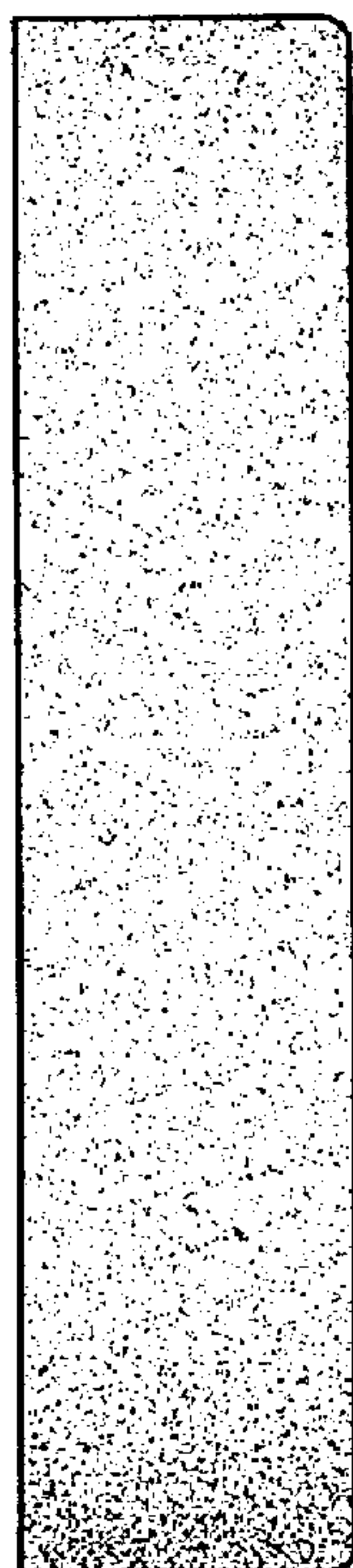


FIG-3