

US00D498644S

(12) **United States Design Patent**
Root et al.

(10) **Patent No.:** **US D498,644 S**

(45) **Date of Patent:** **** Nov. 23, 2004**

(54) **INSULATING BLANKET**

(75) **Inventors:** **Janet A. Root**, Longmont, CO (US);
David M. Root, Longmont, CO (US)

(73) **Assignee:** **LodeStar Trading International, Inc.**,
Longmont, CO (US)

(**) **Term:** **14 Years**

(21) **Appl. No.:** **29/192,224**

(22) **Filed:** **Oct. 21, 2003**

(51) **LOC (7) Cl.** **31-00**

(52) **U.S. Cl.** **D7/399; D7/397**

(58) **Field of Search** D7/397, 399, 392,
D7/312, 316, 317, 318, 319, 605; 62/316;
150/901; 99/297, 287, 285; 40/665; 206/221;
220/592.1, 421; 222/175; 383/110

(56) **References Cited**

U.S. PATENT DOCUMENTS

2,426,475	A	*	8/1947	Van Frank	62/316
5,183,183	A	*	2/1993	Hernandez	222/175
5,570,623	A	*	11/1996	Lin	99/285
5,609,265	A	*	3/1997	Haberkorn et al.	220/421
5,809,867	A		9/1998	Turner et al.	99/297
6,079,316	A		6/2000	Barden et al.	99/297
D448,602	S	*	10/2001	Bodum	D7/319

D449,760	S	*	10/2001	Yeh	D7/319
6,295,920	B1		10/2001	Barden et al.	99/297
6,578,303	B2	*	6/2003	Richards	40/665

* cited by examiner

Primary Examiner—M. N. Pandozzi

(74) *Attorney, Agent, or Firm*—Margaret Polson; Patent Law Offices of Rick Martin, P.C.

(57) **CLAIM**

The ornamental design for an insulating blanket, as shown and described.

DESCRIPTION

FIG. 1 is a top plan view of our new design for an insulating blanket.

FIG. 2 is a left side elevation view of the insulating blanket shown in FIG. 1.

FIG. 3 is a right side elevation view of the insulating blanket shown in FIG. 1.


FIG. 4 is a rear plan view of the insulating blanket shown in FIG. 1.

FIG. 5 is a front plan view of the insulating blanket shown in FIG. 1; and,

FIG. 6 is a side perspective view thereof.

The broken lines in the drawings are for illustrative purposes only and form no part of the claimed design.

1 Claim, 3 Drawing Sheets






FIGURE 1

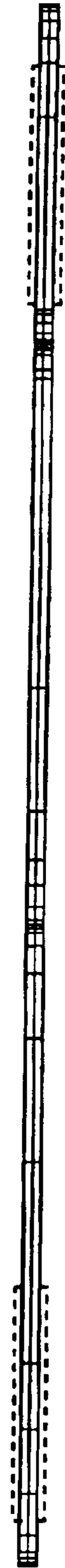


FIGURE 2



FIGURE 3



FIGURE

4



FIGURE

5

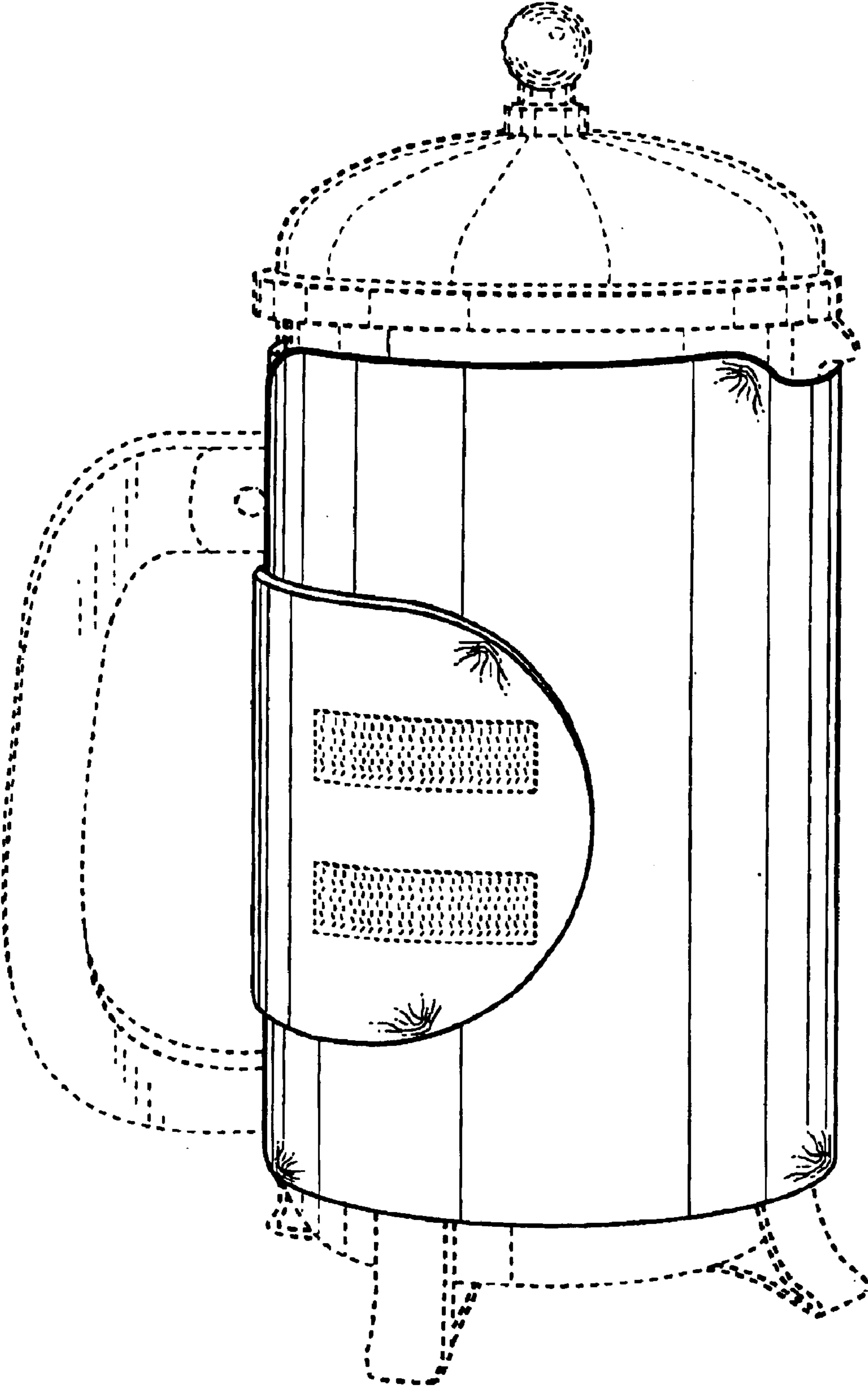


FIGURE 6