

US00D498634S

(12) **United States Design Patent**
Winig et al.

(10) **Patent No.:** **US D498,634 S**

(45) **Date of Patent:** **** Nov. 23, 2004**

(54) **PEGBOARD**

(75) Inventors: **Alan Winig**, Wynnewood, PA (US);
Richard Winig, Villanova, PA (US);
James Eldon, Barto, PA (US)

(73) Assignee: **SS3 Storage Systems, LLC**,
Wilmington, DE (US)

(**) Term: **14 Years**

(21) Appl. No.: **29/202,846**

(22) Filed: **Apr. 6, 2004**

(51) **LOC (7) Cl.** **06-04**

(52) **U.S. Cl.** **D6/571**

(58) **Field of Search** D6/553, 567, 569-571,
D6/466-470; 211/13.1, 86.01, 87.01, 106.01;
248/220.31, 314

(56) **References Cited**

U.S. PATENT DOCUMENTS

D176,828 S	*	1/1956	Smith	D6/469
D181,290 S	*	10/1957	Halt	D6/469
D269,310 S	*	6/1983	Wells	D6/553
D316,197 S	*	4/1991	Baker	D6/470
5,083,668 A	*	1/1992	Bushey	211/59.1

D338,128 S	*	8/1993	Chen	D6/571
D408,670 S	*	4/1999	Rockwell et al.	D6/571
D413,034 S	*	8/1999	Markson	D6/553
D438,741 S	*	3/2001	Murphy	D6/553
D459,133 S	*	6/2002	Shiflet	D6/571

* cited by examiner

Primary Examiner—Brian N Vinson

(74) *Attorney, Agent, or Firm*—Duane Morris LLP

(57) **CLAIM**

The ornamental design for a pegboard, as shown and described.

DESCRIPTION

FIG. 1 is a perspective view of the pegboard according to the invention;

FIG. 2 is a front view of the pegboard;

FIG. 3 is a top view of the pegboard;

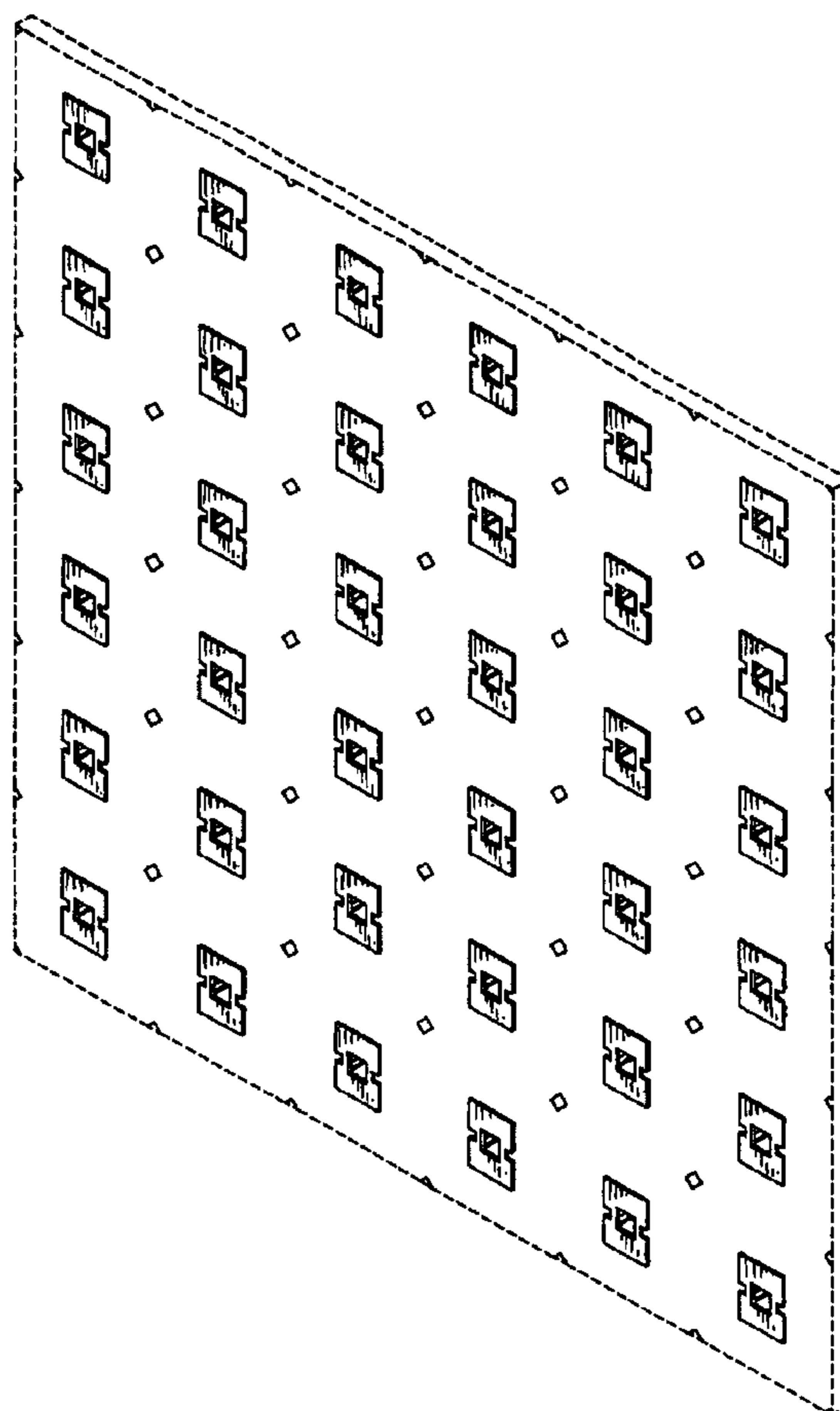
FIG. 4 is a side view of the pegboard;

FIG. 5 is a broken-away close up view of the pegboard shown in FIG. 2; and,

FIG. 6 is a cross-sectional view, as taken along lines 6—6 in FIG. 5, of an ornamental feature of the pegboard.

The broken line showing of structure is for illustrative purposes only and forms no part of the claimed design.

1 Claim, 4 Drawing Sheets



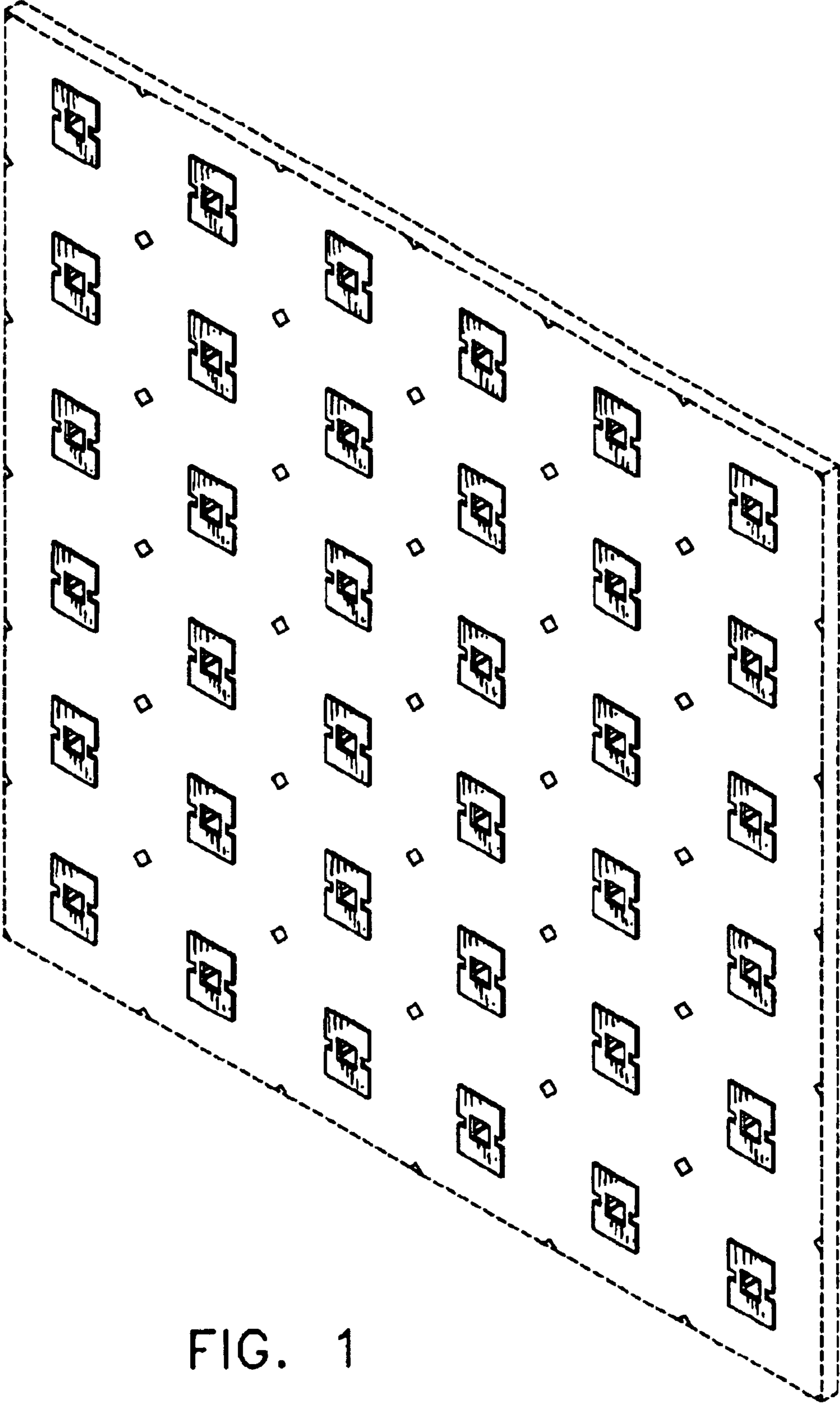


FIG. 1

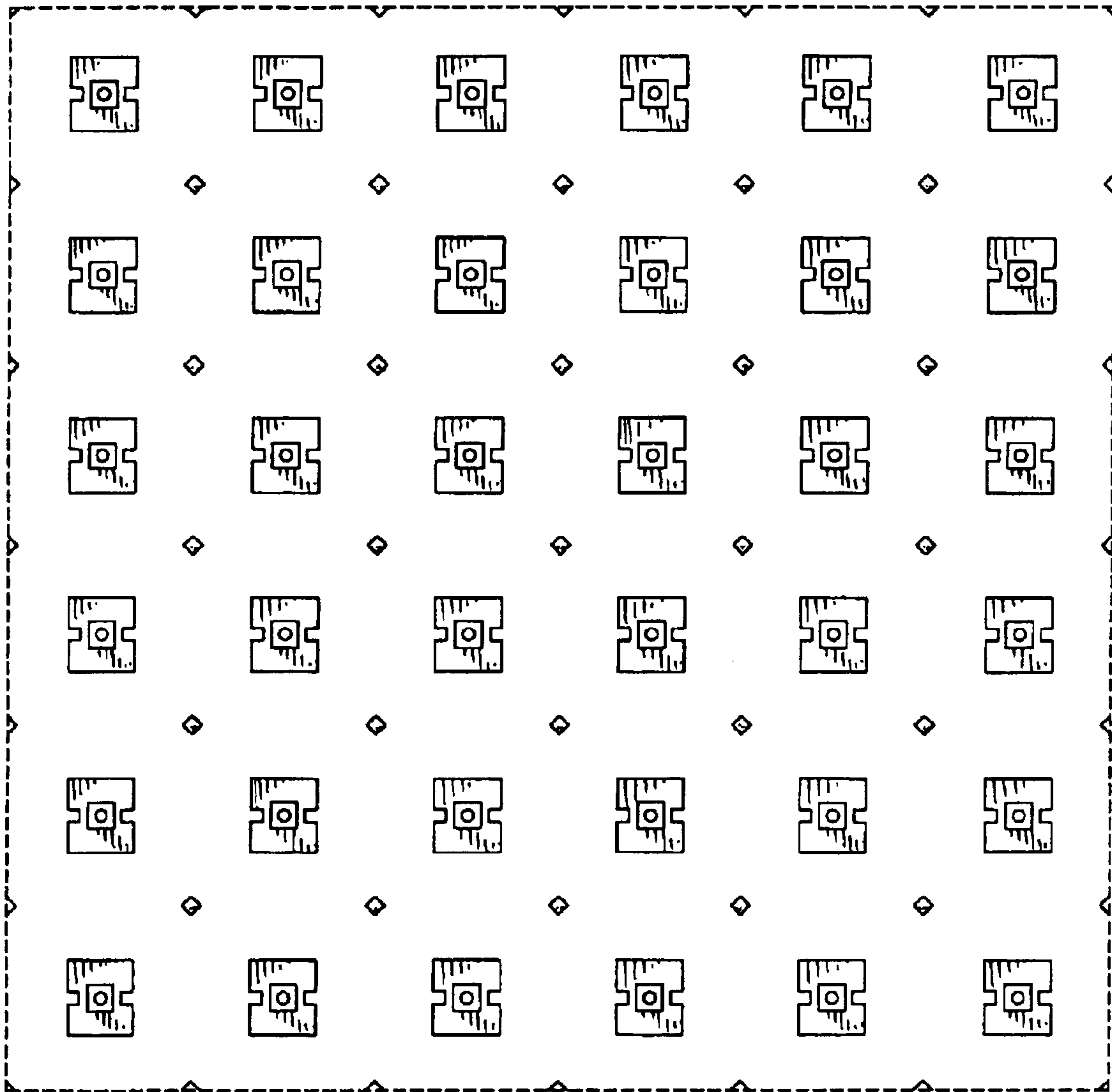


FIG. 2



FIG. 3



FIG. 4

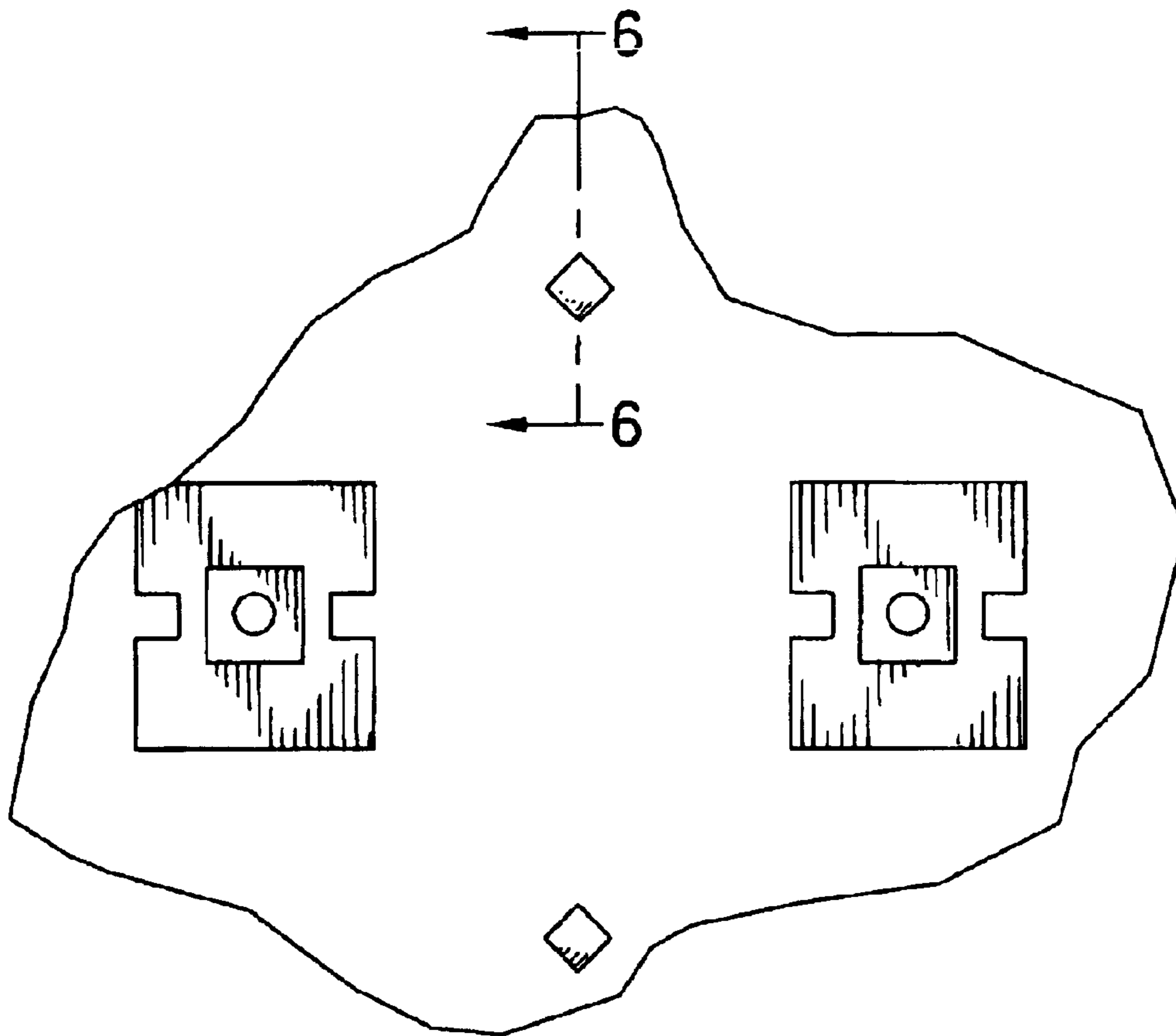


FIG. 5

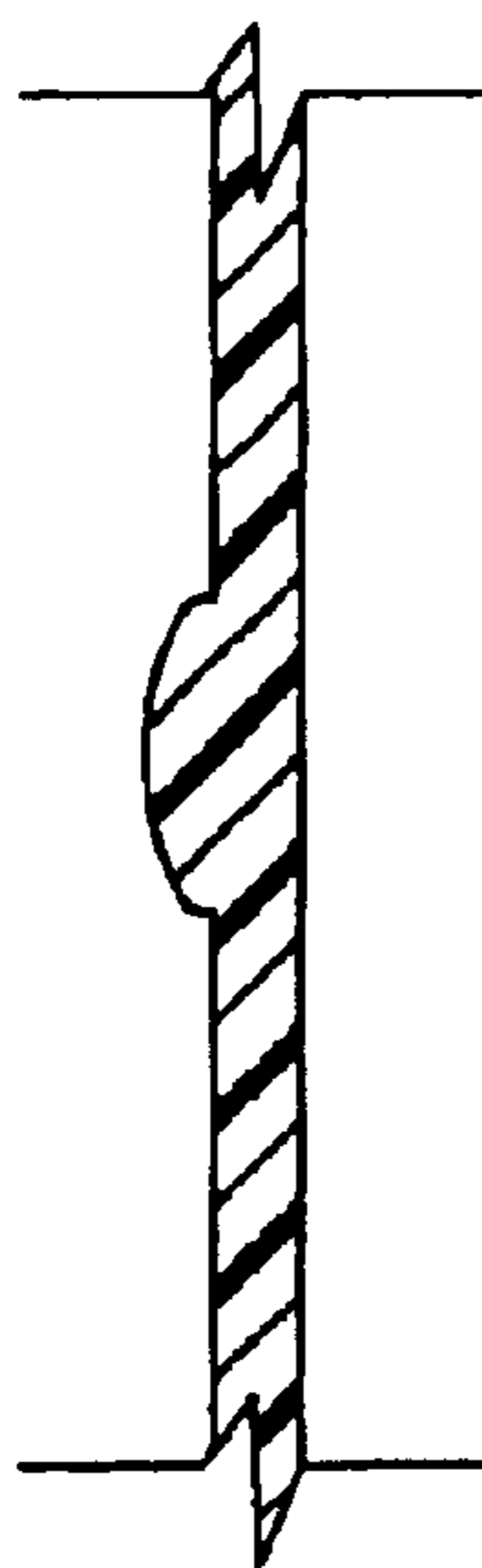


FIG. 6