

US00D498603S

(12) **United States Design Patent** (10) **Patent No.:** **US D498,603 S**  
**Swy et al.** (45) **Date of Patent:** **\*\* Nov. 23, 2004**

- (54) **CHAIR**
- (75) Inventors: **Philip P. Swy**, Temperance, MI (US);  
**R. Duane Ware**, Temperance, MI (US);  
**William F. Lohness**, Jonesville, MI (US)
- (73) Assignee: **Michigan Tube Swagers and Fabricators, Inc.**, Temperance, MI (US)
- (\*\*) Term: **14 Years**
- (21) Appl. No.: **29/192,560**
- (22) Filed: **Oct. 27, 2003**

D353,720 S	12/1994	Ward .....	D6/370
D357,369 S	* 4/1995	Klein .....	D6/380
D390,028 S	* 2/1998	Caldwell .....	D6/376
D390,714 S	2/1998	Goodman .....	D6/379
D394,176 S	* 5/1998	Diramarian .....	D6/334
D396,759 S	8/1998	Duenkelsbuehler .....	D6/370
D425,718 S	5/2000	van Valderen .....	D6/370
D430,417 S	* 9/2000	George .....	D6/379
D433,575 S	11/2000	Buehler .....	D6/370
D433,576 S	11/2000	Hutton .....	D6/370
D437,135 S	* 2/2001	Cain .....	D6/370
D437,501 S	2/2001	Rehmert et al. ....	D6/376
D447,355 S	* 9/2001	Copeland .....	D6/380
D465,347 S	11/2002	Bell .....	D6/376
D474,620 S	5/2003	Striebel .....	D6/374

**Related U.S. Application Data**

- (62) Division of application No. 29/167,664, filed on Sep. 18, 2002, now Pat. No. Des. 491,383.
- (51) **LOC (7) Cl.** ..... **06-01**
- (52) **U.S. Cl.** ..... **D6/380**
- (58) **Field of Search** ..... D6/334, 335, 358,  
D6/370, 374, 376, 379, 380, 500, 501,  
502; 287/445.1, 446.1

**References Cited**

**U.S. PATENT DOCUMENTS**

D101,404 S	5/1936	Salomon .....	D6/380
2,272,948 A	2/1942	Johnson et al. ....	155/184
D163,656 S	6/1951	Virtue .....	D15/1
D192,216 S	2/1962	Weinberg .....	D15/1
D235,712 S	* 7/1975	Lylon .....	D6/374
D264,779 S	6/1982	Wenger et al. ....	D6/78
D297,890 S	10/1988	Hockenberry et al. ....	D6/367
D298,190 S	* 10/1988	Komai et al. ....	D6/380
D335,971 S	6/1993	Hess .....	D6/379
D338,565 S	8/1993	Tihany .....	D6/363

**OTHER PUBLICATIONS**

Kids Today, p. 36, Star Cradle at center page, Apr. 2002.\*

\* cited by examiner

*Primary Examiner*—Gary D. Watson

*(74) Attorney, Agent, or Firm*—Gifford, Krass, Groh, Sprinkle, Anderson & Citkowski, PC


(57) **CLAIM**

The ornamental design for a chair, as shown and described.


**DESCRIPTION**

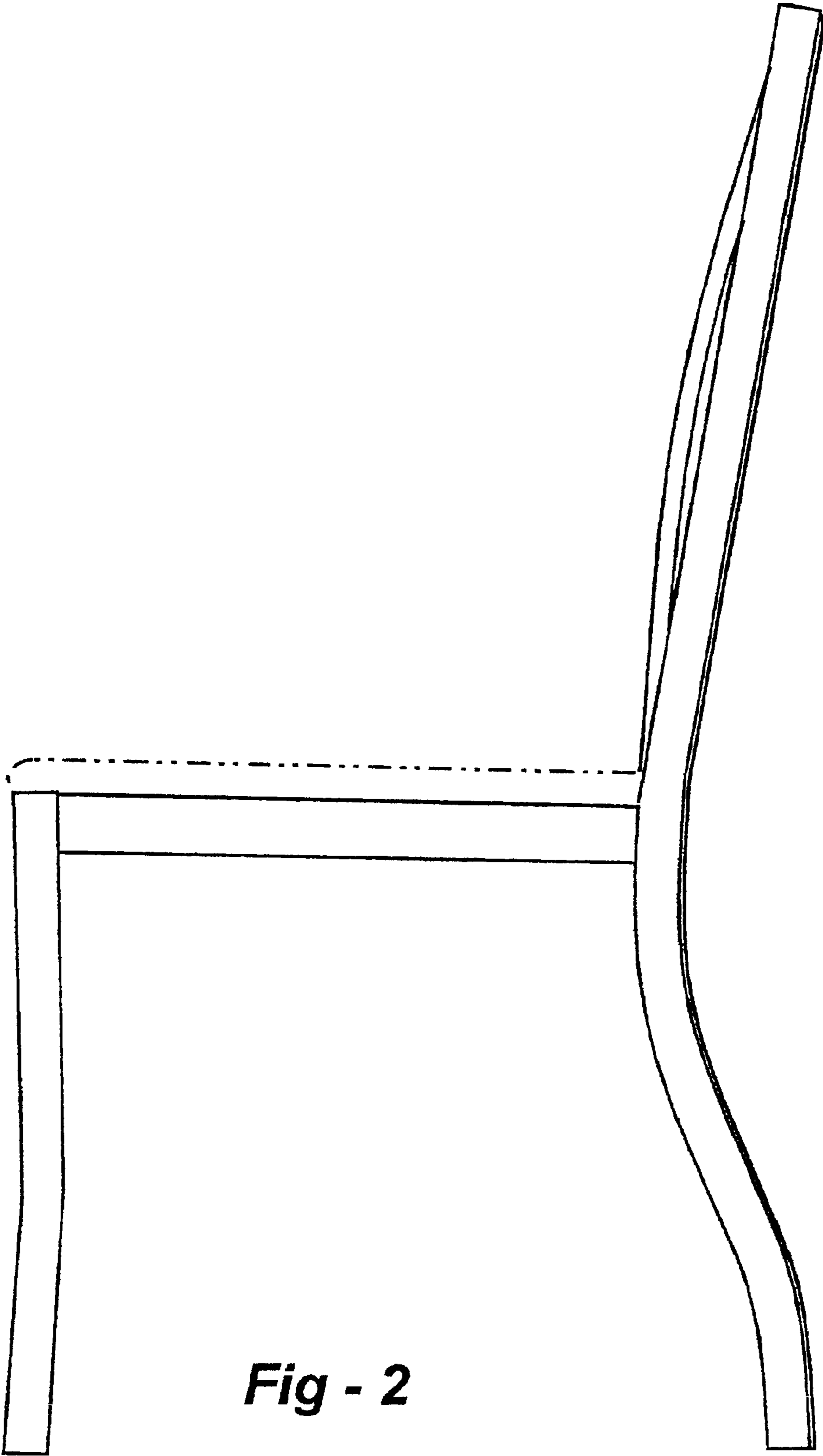
FIG. 1 is a perspective view of a chair according to the present invention;  
 FIG. 2 is a side-elevational view of the chair of FIG. 1, the other side being a mirror image thereof;  
 FIG. 3 is a front elevational view of the chair of FIGS. 1 and 2; and,  
 FIG. 4 is a rear elevational view of the chair of FIGS. 1–3. The broken lines shown in FIGS. 1–4 are for environmental purposes only and form no part of the claimed design.

**1 Claim, 4 Drawing Sheets**




**Fig - 1**






**Fig - 2**



**Fig - 3**



**Fig - 4**