

US00D498595S

(12) **United States Design Patent**
Gordon

(10) **Patent No.: US D498,595 S**

(45) **Date of Patent: ** Nov. 23, 2004**

(54) **PHOTOGRAPH DISPLAY DEVICE**

(75) **Inventor: Barry Dean Gordon, Sudbury, MA (US)**

(73) **Assignee: Syratech Corporation, East Boston, MA (US)**

(**) **Term: 14 Years**

(21) **Appl. No.: 29/188,838**

(22) **Filed: Aug. 25, 2003**

(51) **LOC (7) Cl. 06-07**

(52) **U.S. Cl. D6/302**

(58) **Field of Search D6/300-303, 308-314, D6/444; 40/700, 711, 714-716, 721, 722, 735, 737, 745, 750, 765, 790, 798; 359/838, 871, 862, 872**

(56) **References Cited**

U.S. PATENT DOCUMENTS

3,616,558 A	11/1971	Jahn	
3,722,122 A	3/1973	Sesto	
D230,808 S	3/1974	Edwards	
4,017,989 A	4/1977	Murray	
4,034,496 A	7/1977	Cohen	
4,115,938 A	9/1978	Belmuth et al.	
4,123,862 A	11/1978	Dyer et al.	
D253,986 S	1/1980	Lyman	
D254,114 S	2/1980	Lyman et al.	
4,250,640 A	2/1981	Culhane	
D261,208 S	* 10/1981	Whiting D6/300
D261,585 S	11/1981	Smith	
4,608,770 A	9/1986	Gray	
4,706,397 A	11/1987	Hesener	
4,827,639 A	5/1989	Wang	

5,020,251 A	6/1991	Cheng	
5,267,403 A	12/1993	Hesner	
D351,949 S	11/1994	Tamas	
D417,890 S	* 12/1999	Joe et al. D19/26
D421,460 S	* 3/2000	Joe et al. D19/26
D422,797 S	4/2000	Vincent	
6,112,445 A	9/2000	Feeney	
D437,490 S	2/2001	Vincent	
6,338,215 B1	1/2002	Vincent	

OTHER PUBLICATIONS

U.S. Provisional Patent Application Ser. No. 60/484,161, filed Jul. 1, 2003 for Photograph Display device with Decorative Backing.

U.S. Design Patent Application Ser. No. 29/188,840, filed Aug. 25, 2003 for Photograph Display Device.

* cited by examiner

Primary Examiner—Janice E. Seeger

(74) *Attorney, Agent, or Firm*—Harness, Dickey & Pierce, P.L.C.

(57) **CLAIM**

The ornamental design for photograph display device, as shown and described.

DESCRIPTION

FIG. 1 is a front elevation view of the photograph display device, showing my new design;

FIG. 2 is a rear elevation view thereof;

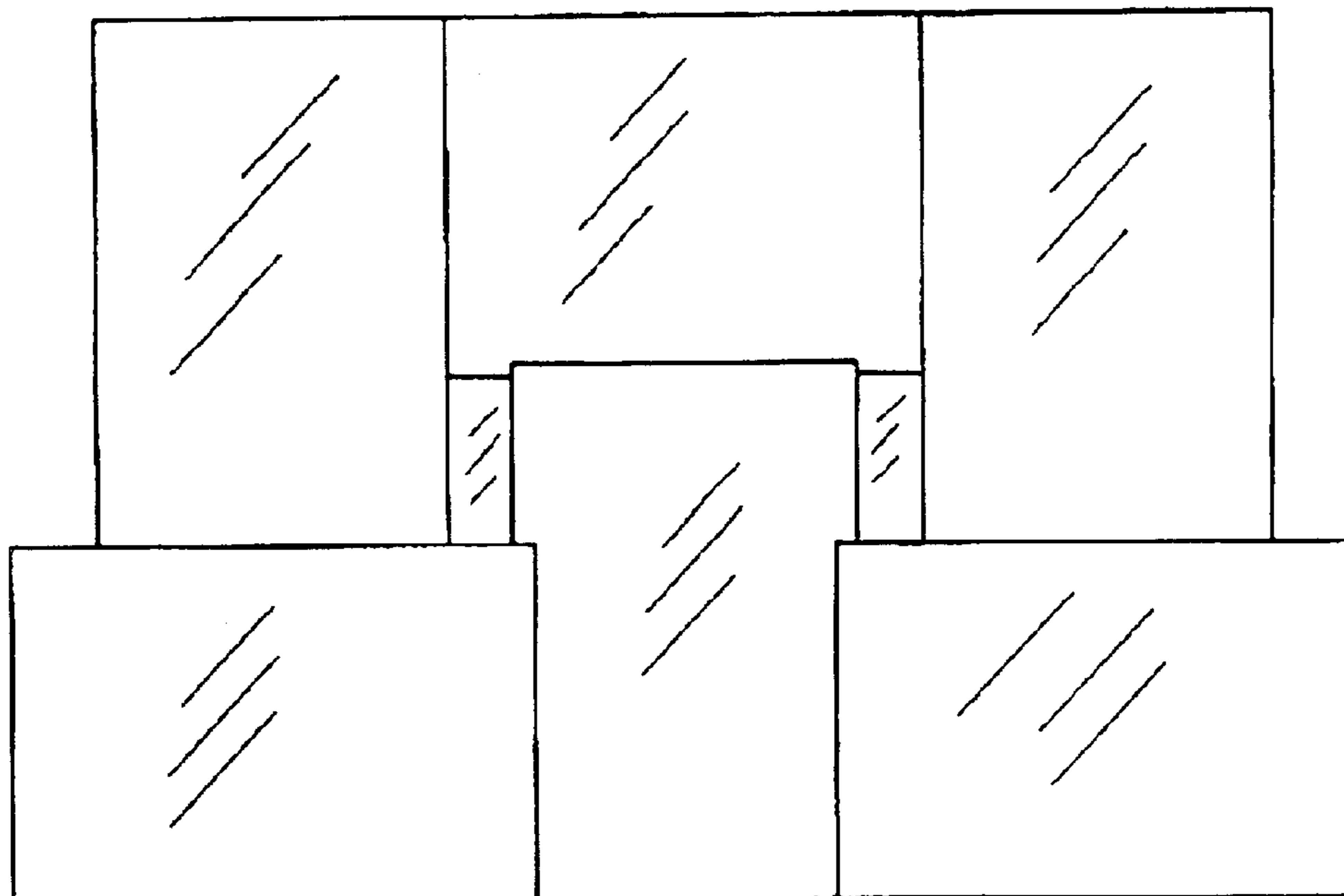
FIG. 3 is a left elevation view thereof;

FIG. 4 is a right elevation view thereof;

FIG. 5 is a top plan view thereof; and,

FIG. 6 is a bottom plan view thereof.

1 Claim, 2 Drawing Sheets



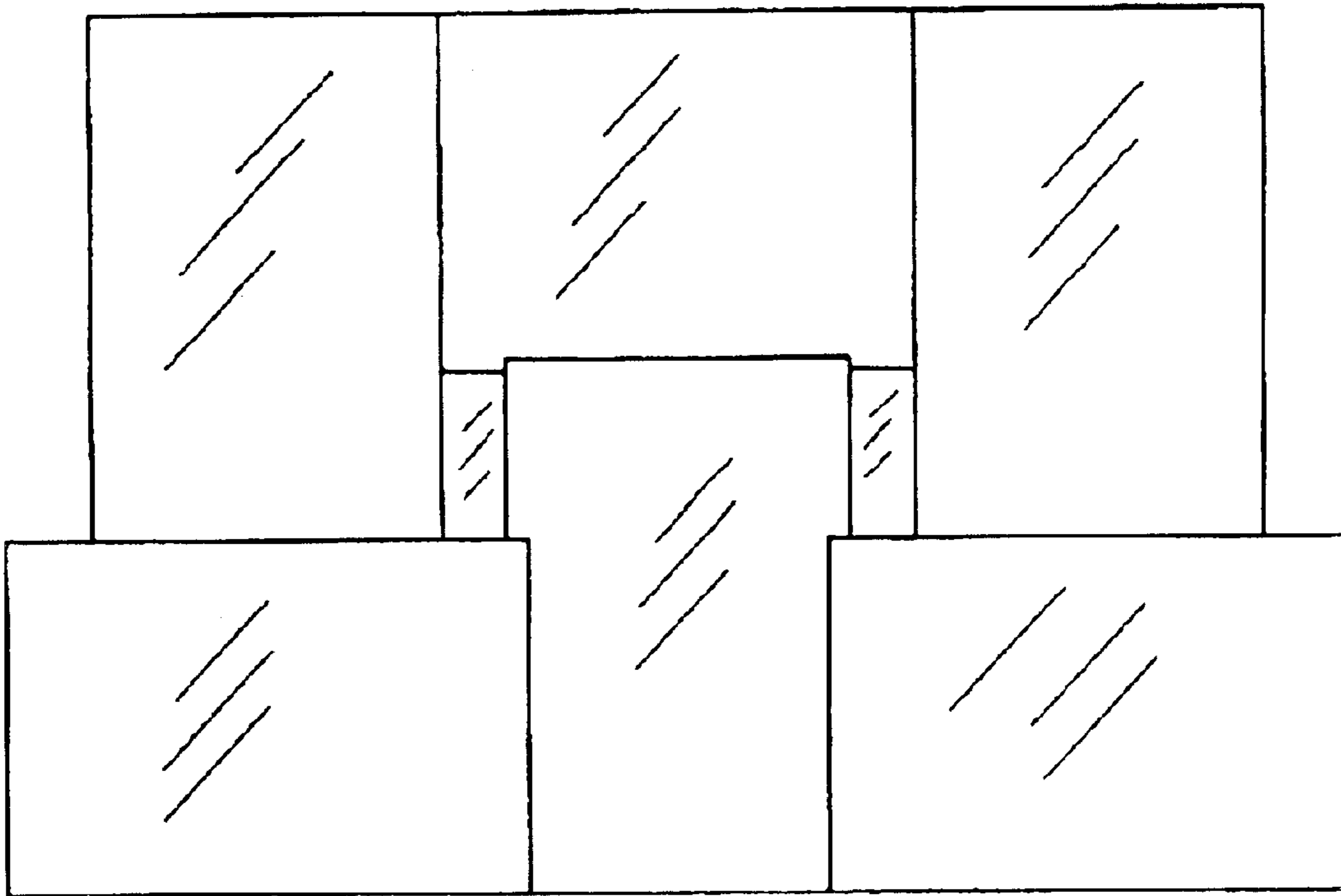


FIG. 1

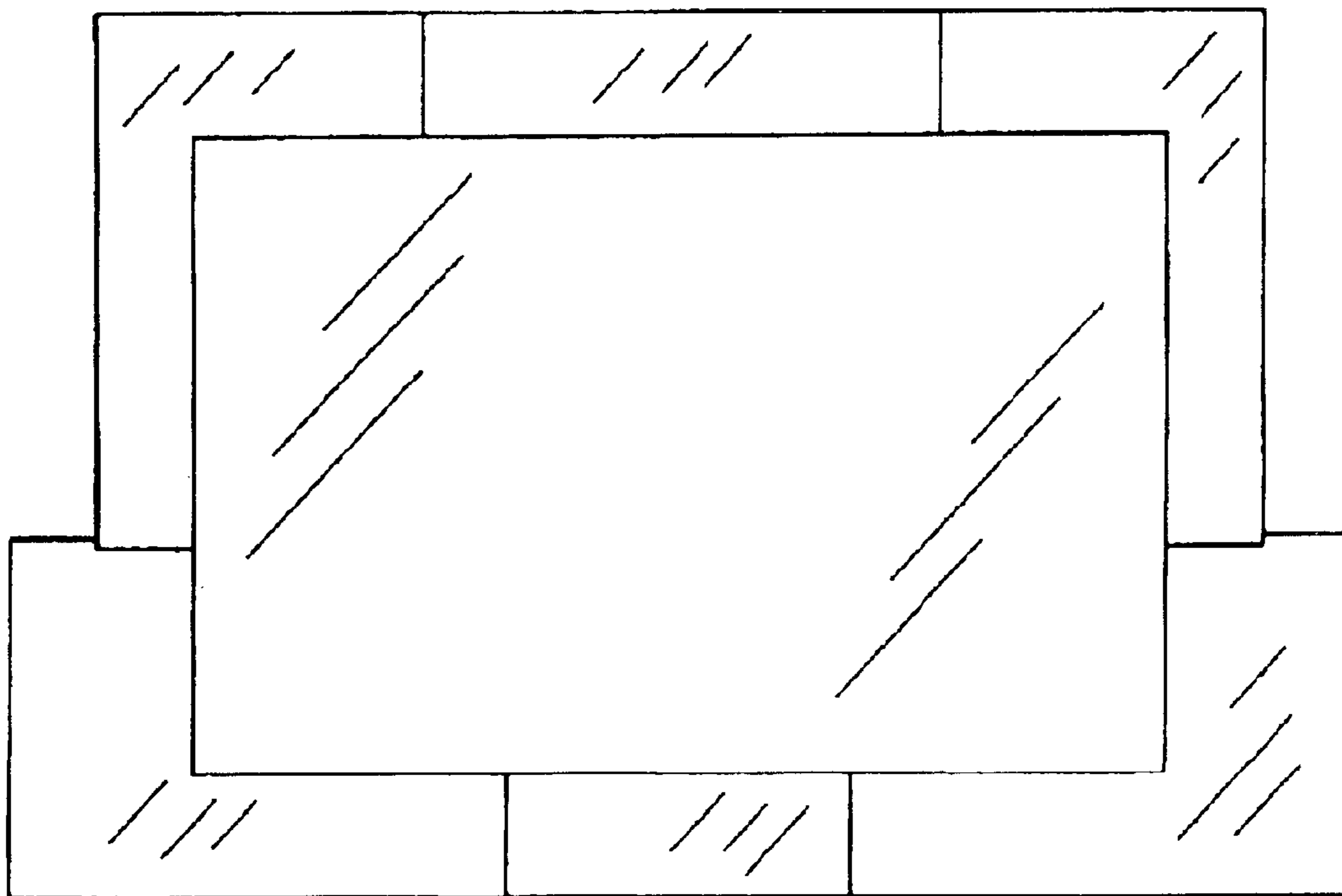


FIG. 2



FIG. 3

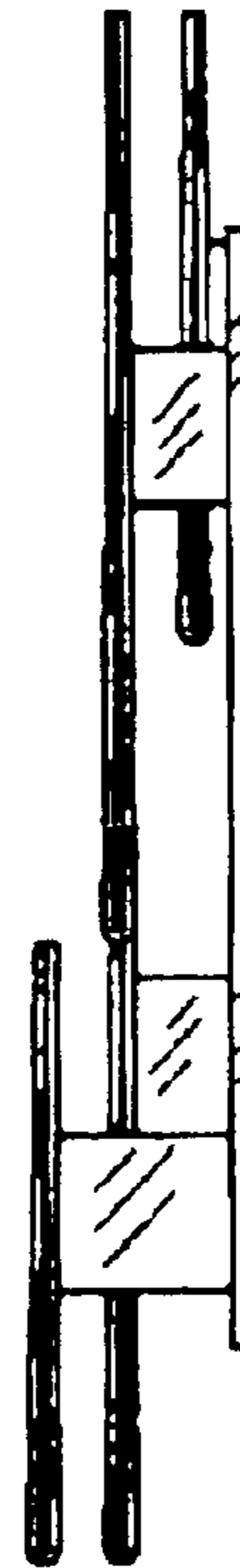


FIG. 4




FIG. 5




FIG. 6