

US00D498593S

(12) **United States Design Patent** (10) **Patent No.:** **US D498,593 S**
Fehrer (45) **Date of Patent:** **** Nov. 23, 2004**

(54) **FELT**
(75) Inventor: **Monika Fehrer, Linz (AT)**
(73) Assignee: **Textilmaschinenfabrik Dr. Ernst Fehrer Aktiengesellschaft, Leonding (AT)**
(**) Term: **14 Years**
(21) Appl. No.: **29/182,298**
(22) Filed: **May 22, 2003**
(30) **Foreign Application Priority Data**
Nov. 26, 2002 (AT) MU 4025/2002
(51) **LOC (7) Cl.** **05-05**
(52) **U.S. Cl.** **D5/47**
(58) **Field of Search** D5/1, 2, 3, 7, D5/8, 11, 13, 14, 19, 20, 23, 25, 26, 27, 30, 32, 41, 45, 46, 47, 49, 50, 52, 53, 54, 55, 56, 57, 58, 59, 60, 61, 62, 63, 64, 99; D2/749, 994; D6/582, 583, 595, 596, 598, 603, 604, 605, 608, 613, 616, 617, 622; D24/124, 125; D25/142, 152; 428/17, 18, 151, 154, 156, 171, 187, 198, 199, 540, 542.2, 542.6, 904.4, 919; 5/413 AM, 709; D7/396.4, 396.5; 162/134, 231, 140; 156/209, 148

(56) **References Cited**
U.S. PATENT DOCUMENTS
D20,107 S * 8/1890 Carr D6/583
D20,108 S * 8/1890 Carr D6/582
D40,304 S * 10/1909 Boeck D5/19


D41,668 S * 8/1911 Spring D6/582
D44,827 S * 10/1913 Vetter D6/582
D46,842 S * 1/1915 Petzold D6/582
D47,618 S * 7/1915 Read D6/582
D50,917 S * 6/1917 Riddell D6/582
D50,958 S * 6/1917 Riddell D6/582
D73,366 S * 8/1927 Brown D5/47
D79,387 S * 9/1929 Ritter D5/7
D99,567 S * 5/1936 Bernheim D5/47
D105,466 S * 7/1937 Turpan D5/47
D125,584 S * 3/1941 Green D5/47
D139,215 S * 10/1944 Rosenstein D5/47
D156,185 S * 11/1949 Vogel D5/47
D164,582 S * 9/1951 Housen D5/53
D176,794 S * 1/1956 Klein D5/47
D178,454 S * 8/1956 Klein D5/53
D181,205 S * 10/1957 Kerkovius D5/47
D183,123 S * 7/1958 Goforth et al. D5/53
D188,588 S * 8/1960 Kuepfer D5/49
D189,607 S * 1/1961 Kuepfer D5/49
D218,774 S * 9/1970 Hammer D5/47
D457,330 S * 5/2002 Woodbridge et al. D5/47

* cited by examiner
Primary Examiner—Joel Sincavage
Assistant Examiner—T. Chase Nelson
(74) *Attorney, Agent, or Firm*—Collard & Roe, P.C.

(57) **CLAIM**
The ornamental design for felt, as shown and described.

DESCRIPTION
FIG. 1 shows a first embodiment of my design for felt; and, FIG. 2 shows an alternative embodiment of my design for felt.

1 Claim, 2 Drawing Sheets






FIG. 1




FIG. 2