

US00D498587S

(12) **United States Design Patent**
de Baschmakoff

(10) **Patent No.:** **US D498,587 S**

(45) **Date of Patent:** **** Nov. 23, 2004**

(54) **HANDBAG**

(75) **Inventor:** **Thierry de Baschmakoff, Paris (FR)**

(73) **Assignee:** **Asprey Holdings Limited, London (GB)**

(**) **Term:** **14 Years**

(21) **Appl. No.:** **29/188,523**

(22) **Filed:** **Aug. 20, 2003**

(30) **Foreign Application Priority Data**

Feb. 20, 2003 (GB) 3011046

(51) **LOC (7) Cl.** **03-01**

(52) **U.S. Cl.** **D3/243**

(58) **Field of Search** D9/305; D3/232,
D3/239, 240, 241, 242, 243, 245, 246,
303; 150/100, 107, 110, 111, 118, 120,
121, 122, 900; 190/100, 108, 115, 117;
383/6, 12, 15, 16, 17, 18, 20, 42, 63, 64,
66, 92, 98, 120, 127, 907

(56) **References Cited**

U.S. PATENT DOCUMENTS

928,801 A * 7/1909 Schonberg 150/110

2,244,858 A * 6/1941 Stember 150/107

D130,844 S * 12/1941 Pichel D3/243

D147,234 S * 8/1947 Glaser D3/235

D154,119 S * 6/1949 Gumbrill 150/107

D443,413 S * 6/2001 Naiken-Goddin D3/246

* cited by examiner

Primary Examiner—Louis S. Zarfaz

Assistant Examiner—Monica A. Weingart

(74) *Attorney, Agent, or Firm*—Dechert LLP

(57) **CLAIM**

The ornamental design for a handbag, as shown and described.

DESCRIPTION

FIG. 1 is a front view of handbag showing my new design;

FIG. 2 is a rear view thereof;

FIG. 3 is a left side view thereof;

FIG. 4 is a right side view thereof;

FIG. 5 is a left side view thereof with open latch;

FIG. 6 is a top side view thereof; and,

FIG. 7 is a bottom side view thereof.

1 Claim, 5 Drawing Sheets





FIG. 1




FIG. 2

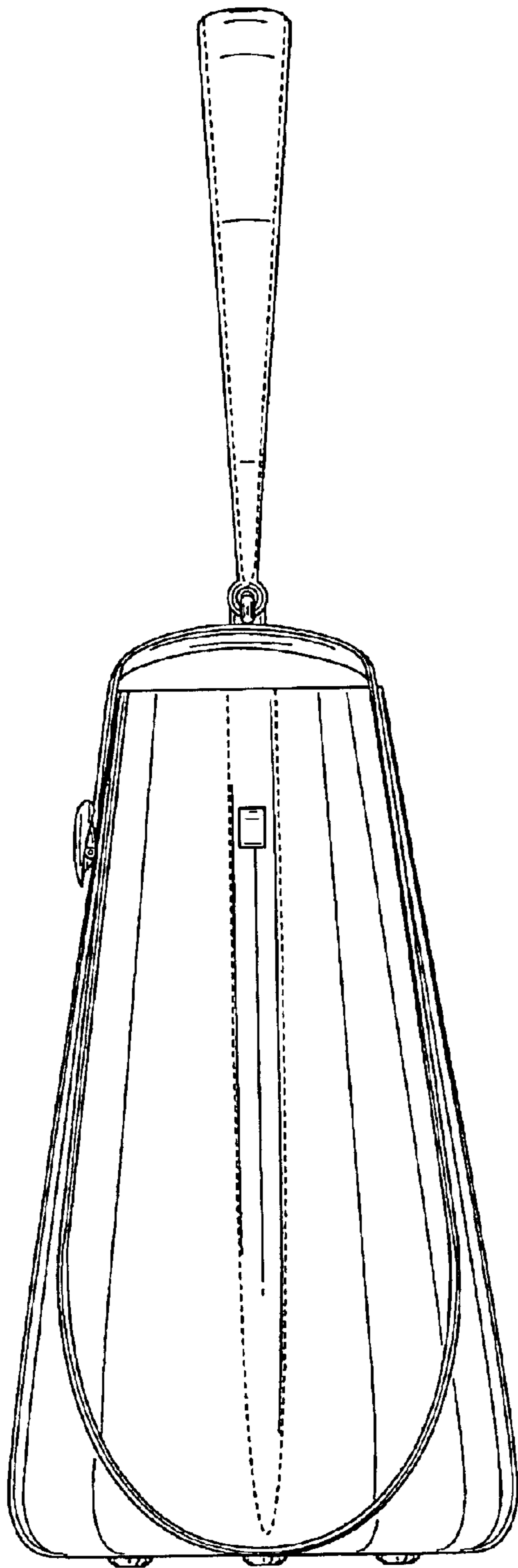


FIG. 3

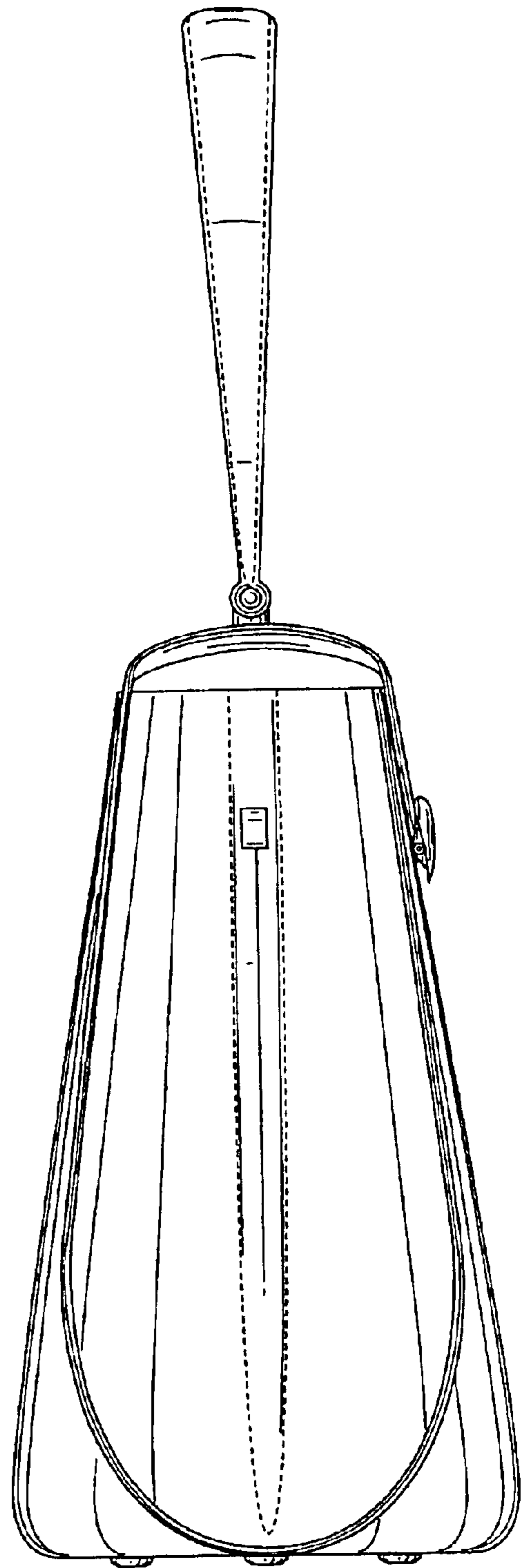


FIG. 4

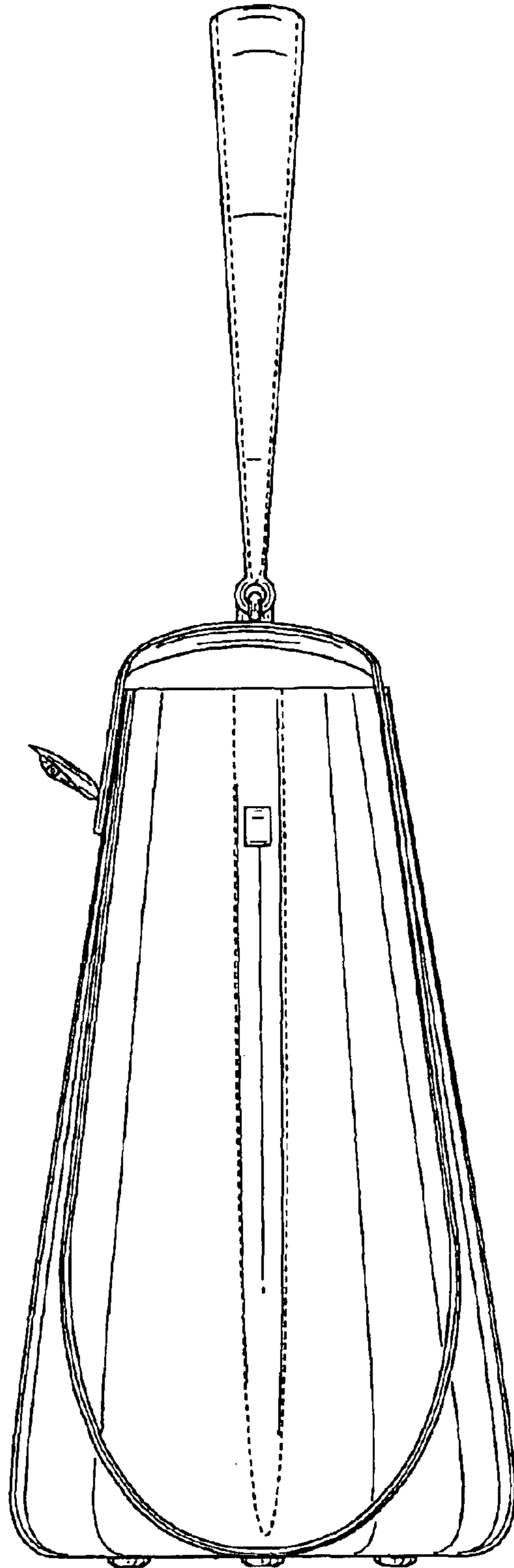


FIG. 5

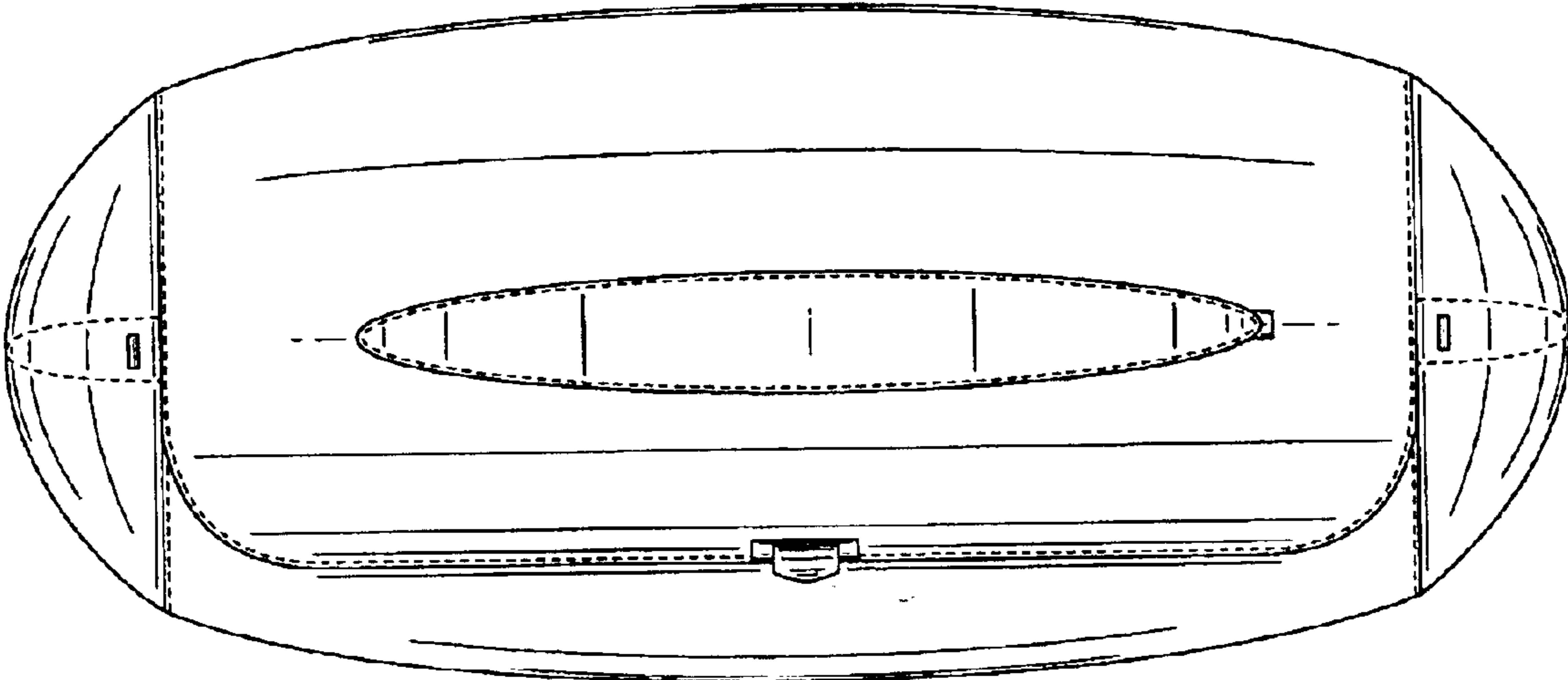


FIG. 6




FIG. 7