

US00D498583S

(12) **United States Design Patent**
Yun

(10) **Patent No.:** **US D498,583 S**
(45) **Date of Patent:** **** Nov. 23, 2004**

- (54) **PORTION OF A SHOE UPPER**
- (75) Inventor: **Ben Sy Yun**, Beaverton, OR (US)
- (73) Assignee: **Nike, Inc.**, Beaverton, OR (US)
- (**) Term: **14 Years**
- (21) Appl. No.: **29/202,787**
- (22) Filed: **Apr. 6, 2004**
- (51) **LOC (7) Cl.** **02-99**
- (52) **U.S. Cl.** **D2/972**
- (58) **Field of Search** D2/902, 907, 908,
D2/943, 944, 969, 972-974; 36/45, 50.1,
77 M, 77 R, 83, 88, 113, 114, 126-130

D484,300 S 12/2003 Smith
D487,336 S * 3/2004 Matis D2/969

OTHER PUBLICATIONS

- Nike Footwear Catalog Fall 1989, p. 22, published Dec. 1988.
- Nike Footwear Catalog Spring 2001, p. W47, published Jun. 2000.
- Nike Footwear Catalog Late Spring 2003, p. M2, published Sep. 2002.
- Nike Footwear Catalog Fall 2003, p. W2, published Nov. 2002.
- Nike Footwear Catalog Fall 2003, p. M46, published Nov. 2002.

* cited by examiner

Primary Examiner—Dominic Simone
(74) *Attorney, Agent, or Firm*—Banner & Witcoff, Ltd.

(56) **References Cited**

U.S. PATENT DOCUMENTS

- 2,001,962 A 5/1935 Kantrow
- D111,678 S 10/1938 Hurwit
- D113,341 S 2/1939 Bryan
- D114,457 S 4/1939 Ochs
- D114,459 S 4/1939 Ochs
- D118,692 S 1/1940 Carfagno
- D130,425 S 11/1941 Daniels
- D132,196 S 4/1942 Daniels
- D394,144 S 5/1998 Parmar
- D394,147 S 5/1998 Schenone
- D429,876 S 8/2000 Vestuti
- D431,352 S 10/2000 Hlavacs
- D441,175 S * 5/2001 Ritter et al. D2/908
- D456,985 S 5/2002 Clegg
- D457,296 S 5/2002 Burt
- D460,251 S 7/2002 Dolan
- D471,350 S 3/2003 Roulo


(57) **CLAIM**

The ornamental design for a portion of a shoe upper, as shown and described.

DESCRIPTION

FIG. 1 is a front perspective view of a portion of a shoe upper showing my new design; FIG. 2 is a side view thereof; and, FIG. 3 is a top view thereof.
The uneven broken line bounding the shaded area represents an unclaimed boundary of the design. The uneven broken line showing of the remainder of the shoe is for illustrative purposes only and forms no part of the claimed design.

1 Claim, 3 Drawing Sheets



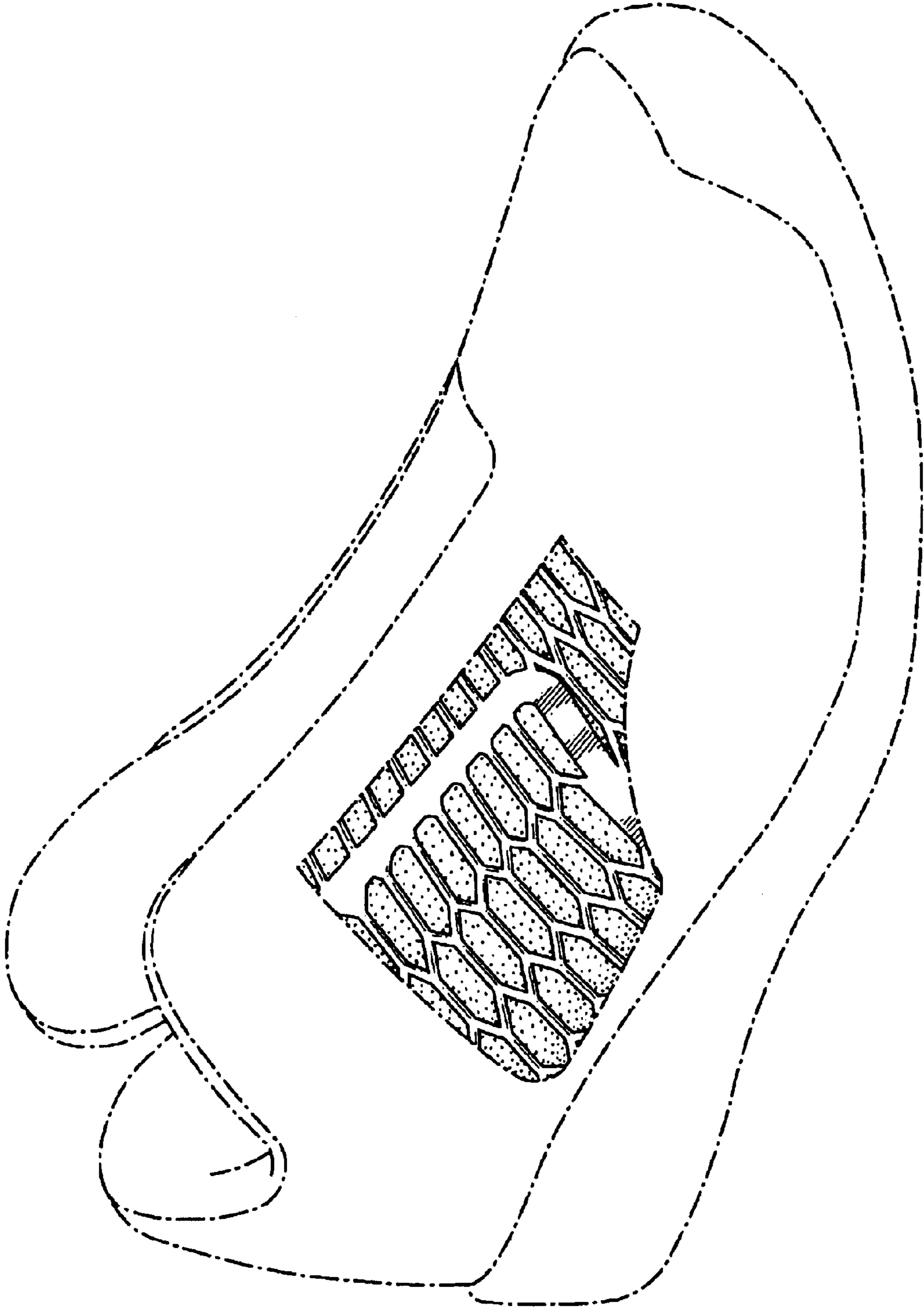


FIG.1

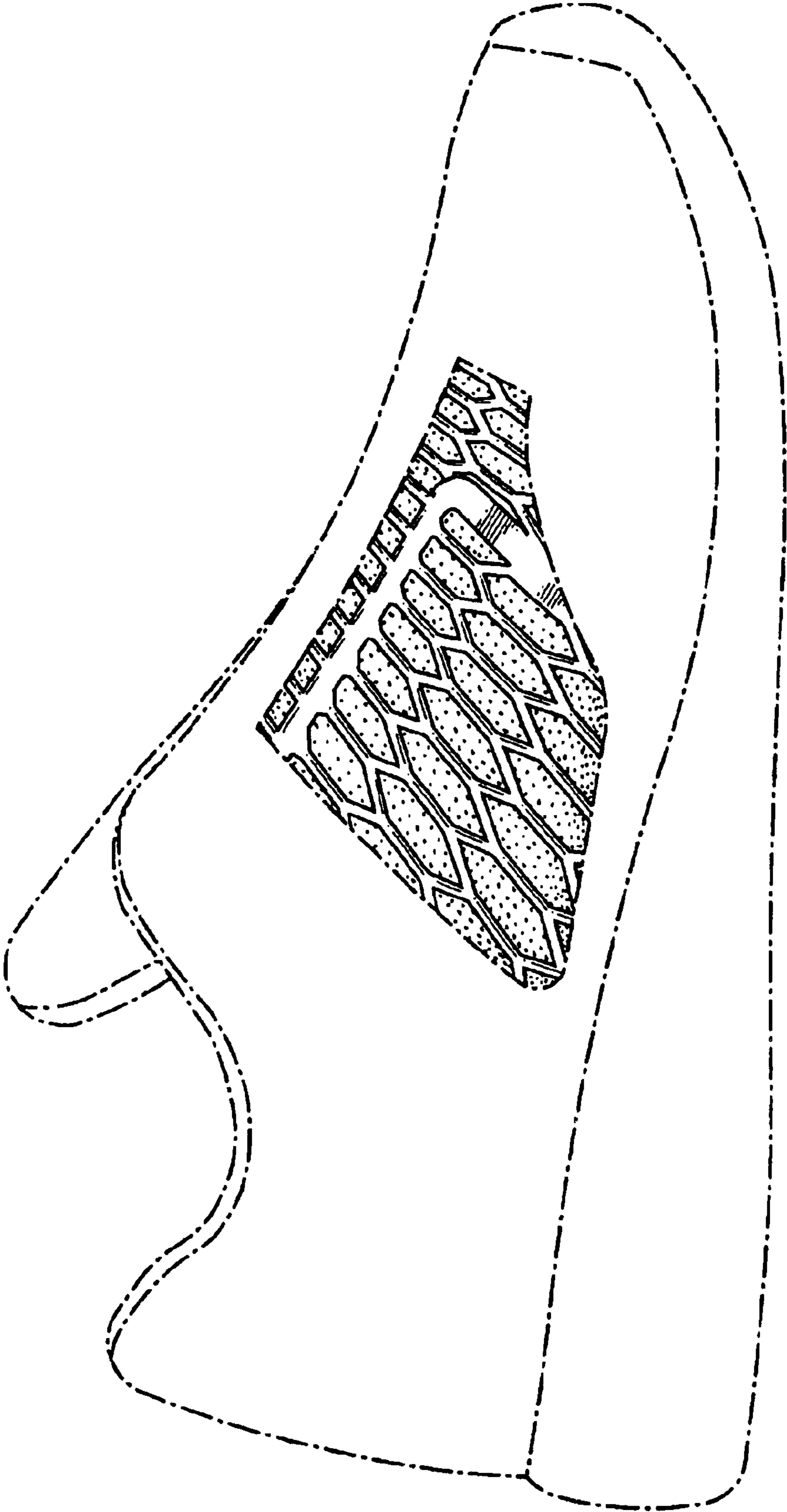


FIG. 2

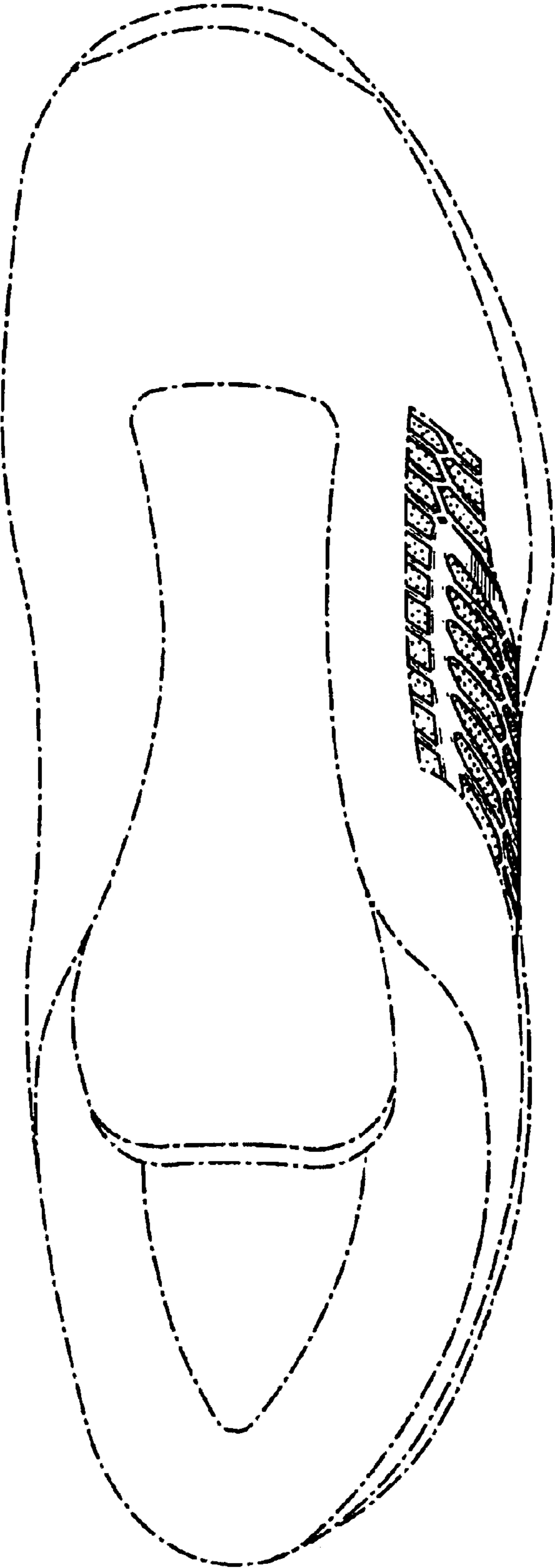


FIG.3