



US00D498581S

(12) **United States Design Patent** (10) **Patent No.:** **US D498,581 S**
Hudson (45) **Date of Patent:** **** Nov. 23, 2004**

(54) **PORTION OF A SHOE UPPER**

(75) Inventor: **Peter A. Hudson**, Portland, OR (US)

(73) Assignee: **Nike, Inc.**, Beaverton, OR (US)

(**) Term: **14 Years**

(21) Appl. No.: **29/198,461**

(22) Filed: **Jan. 30, 2004**

(51) **LOC (7) Cl.** **02-99**

(52) **U.S. Cl.** **D2/972; D2/973**

(58) **Field of Search** **D2/907, 908, 943, D2/944, 969, 972-974; 36/45, 50.1, 77 M, 77 R, 83, 88, 113, 114, 126-130**

(56) **References Cited**

U.S. PATENT DOCUMENTS

D83,790 S	*	3/1931	Brown	D2/945
D105,028 S		6/1937	Odencrants		
D114,276 S	*	4/1939	Allen	D2/944
3,703,775 A		11/1972	Gatti		
4,517,753 A		5/1985	Rosenbaum et al.		
D281,458 S		11/1985	Roberts et al.		
4,616,432 A		10/1986	Bunch et al.		
4,617,746 A		10/1986	Hannah		
D364,266 S		11/1995	Orzeck		
D375,617 S		11/1996	Orzeck		
D381,495 S	*	7/1997	Avar	D2/972
D431,349 S		10/2000	Matis et al.		
D437,104 S		2/2001	Mallery		
D452,769 S		1/2002	Jacobs		
D469,597 S		2/2003	Jacobs		

OTHER PUBLICATIONS

Nike Footwear Catalog Holiday 1995, p. 75, published Mar. 1995.

Nike Footwear Catalog Late Spring 1997, p. 7, published Sep. 1996.

Nike Footwear Catalog Late Spring 1997, p. 103, published Sep. 1996.

Nike Footwear Catalog Late Fall 1998, p. 146, published Mar. 1998.

Nike Footwear Catalog Late Fall 1998, p. 156, published Mar. 1998.

Nike Footwear Catalog Holiday 1999, p. M141, published Mar. 1999.

Nike Footwear Catalog Holiday 2000, p. M99, published Mar. 2000.

Nike Footwear Catalog Spring 2001, p. M101, published Jun. 2000.

Nike Footwear Catalog Spring 2002, p. M73, published Jun. 2001.

* cited by examiner

Primary Examiner—Dominic Simone

(74) *Attorney, Agent, or Firm*—Banner & Witcoff, Ltd.

(57) **CLAIM**

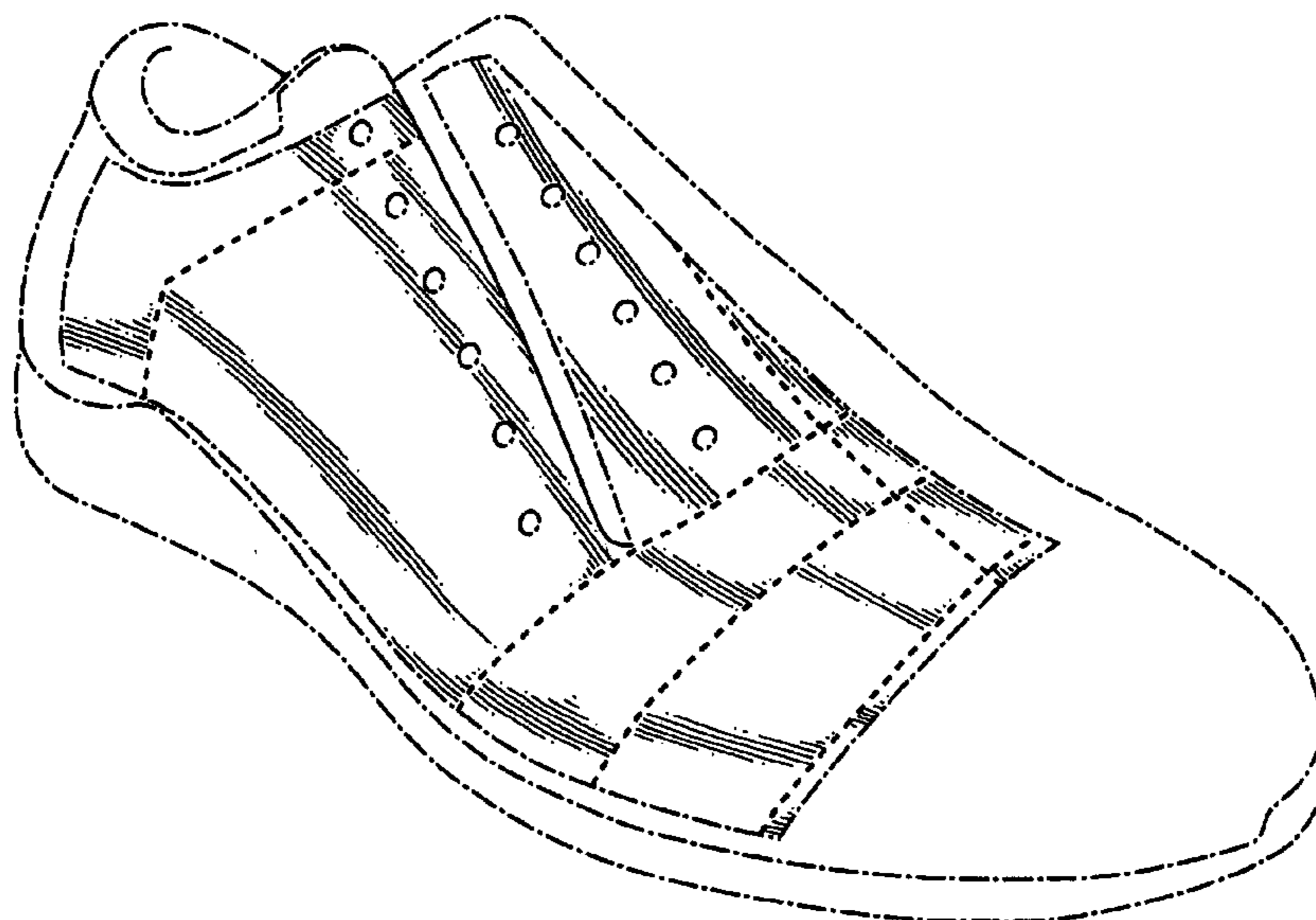
The ornamental design for a portion of a shoe upper, as shown and described.

DESCRIPTION

FIG. 1 is a front perspective view of a portion of a shoe upper showing my new design; FIG. 2 is a side view thereof; FIG. 3 is a top view thereof; FIG. 4 is a front view thereof; and, FIG. 5 is a rear perspective view thereof.

The broken line eyelets in the figures represent an unclaimed portion of the design. The uneven broken line bounding the shaded area of the design in the figures represents an unclaimed boundary of the design. The heavy even broken lines in the figures represent stitching. The uneven broken line showing of the remainder of the shoe is for illustrative purposes only and forms no part of the claimed design.

1 Claim, 5 Drawing Sheets



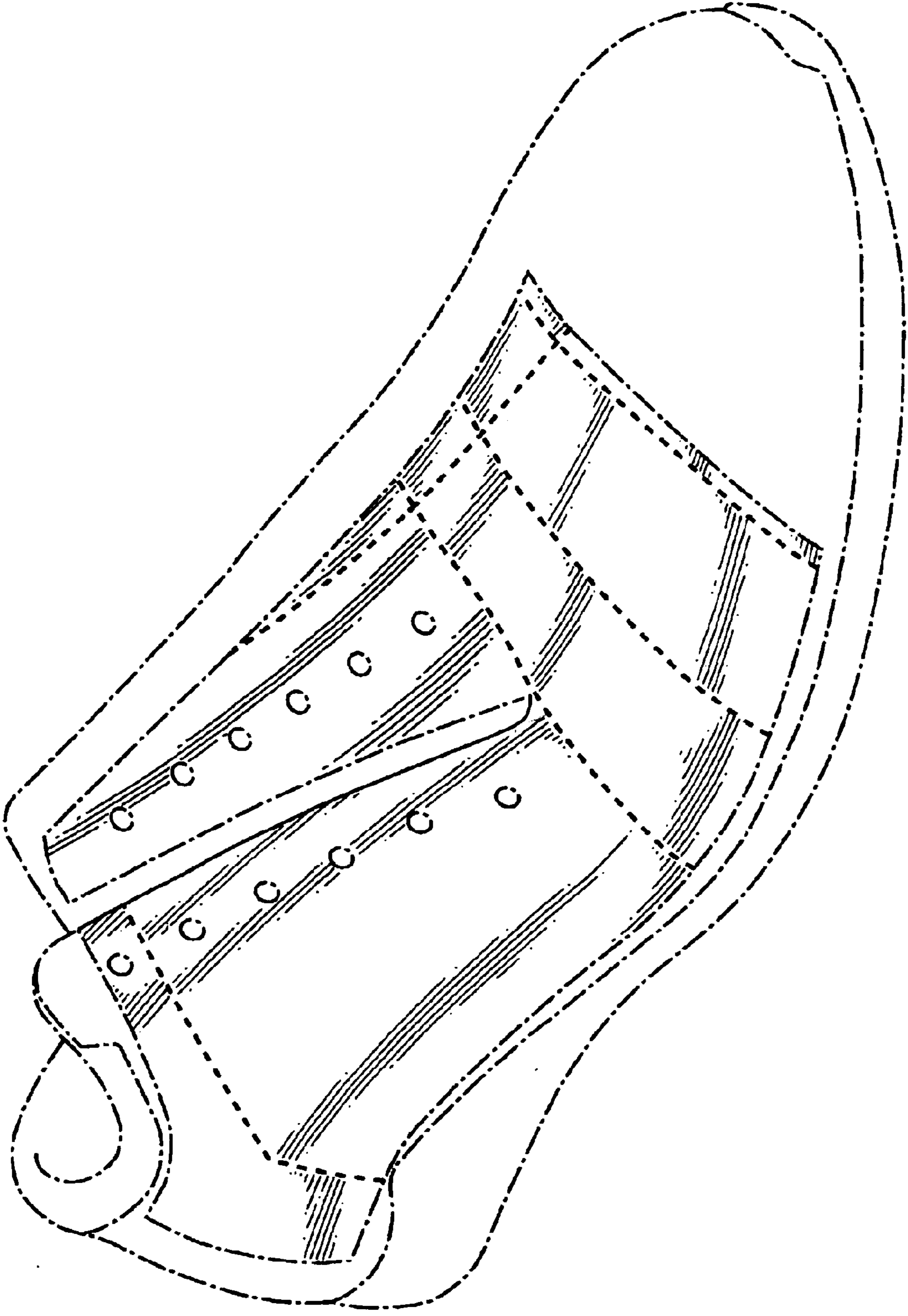


FIG.1

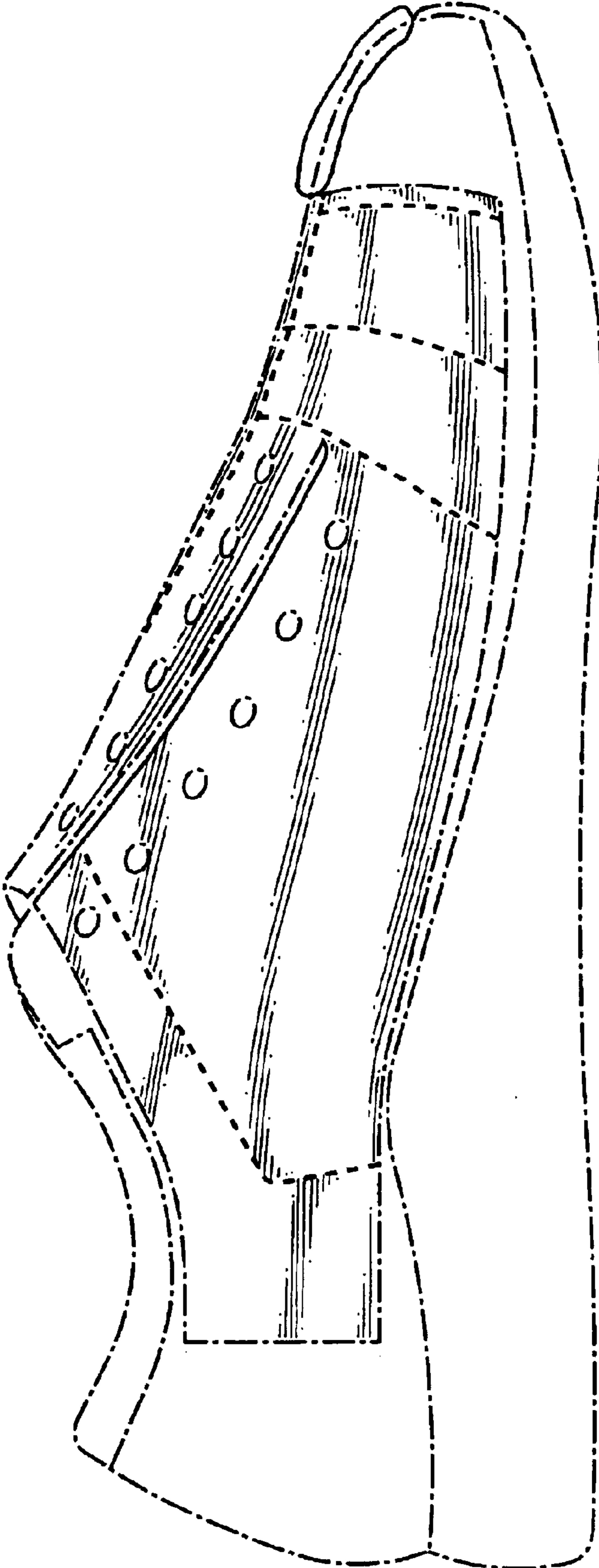


FIG. 2

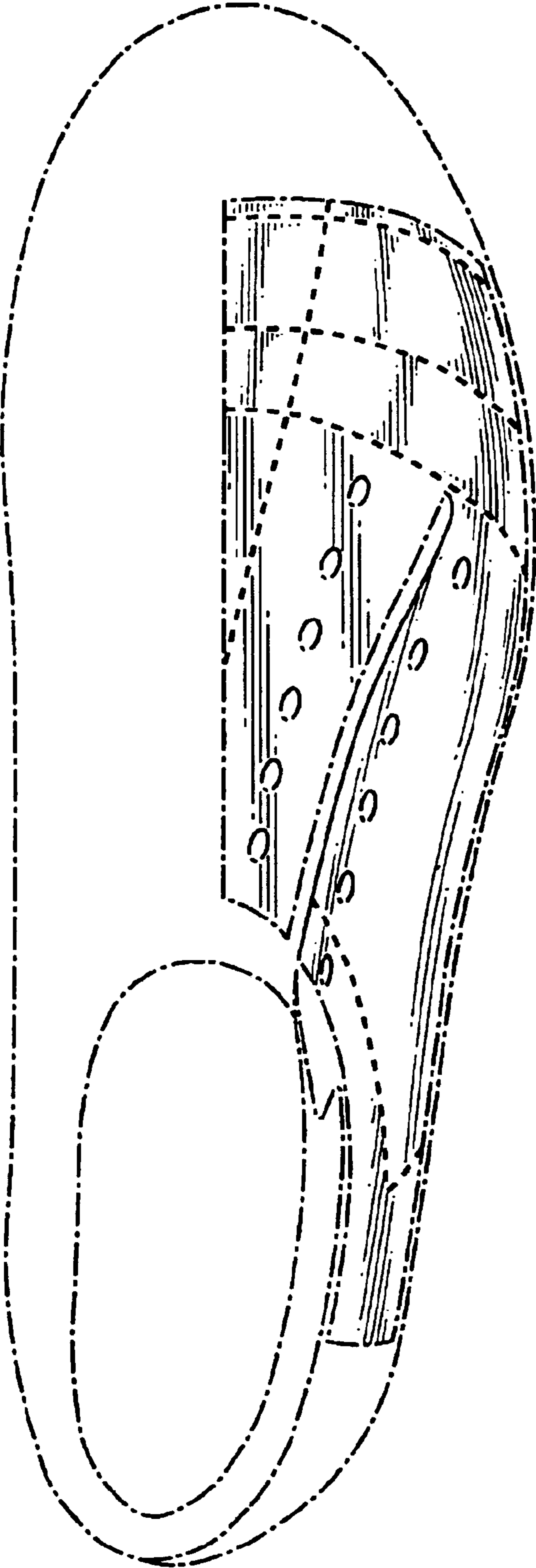


FIG.3

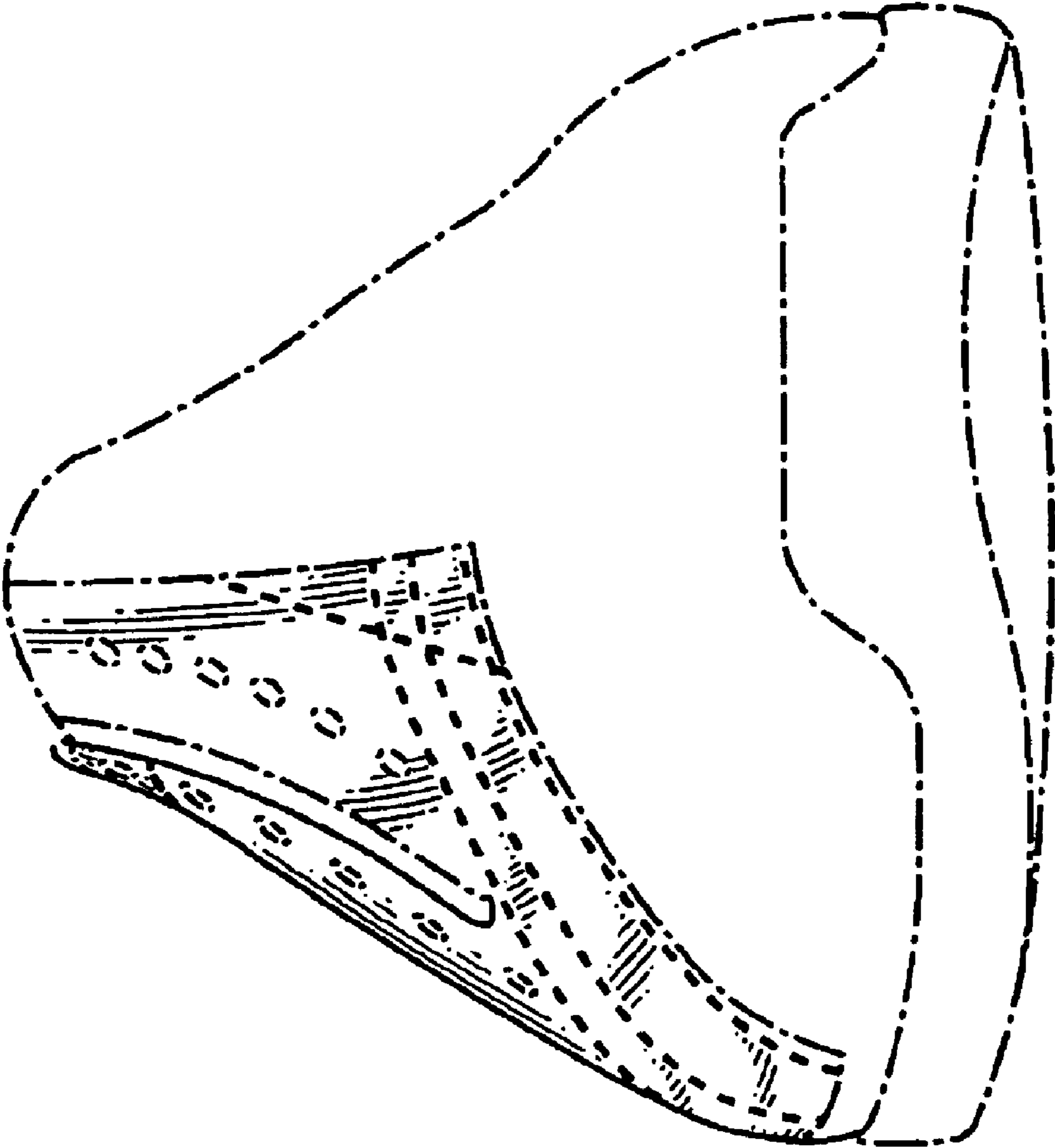


FIG.4

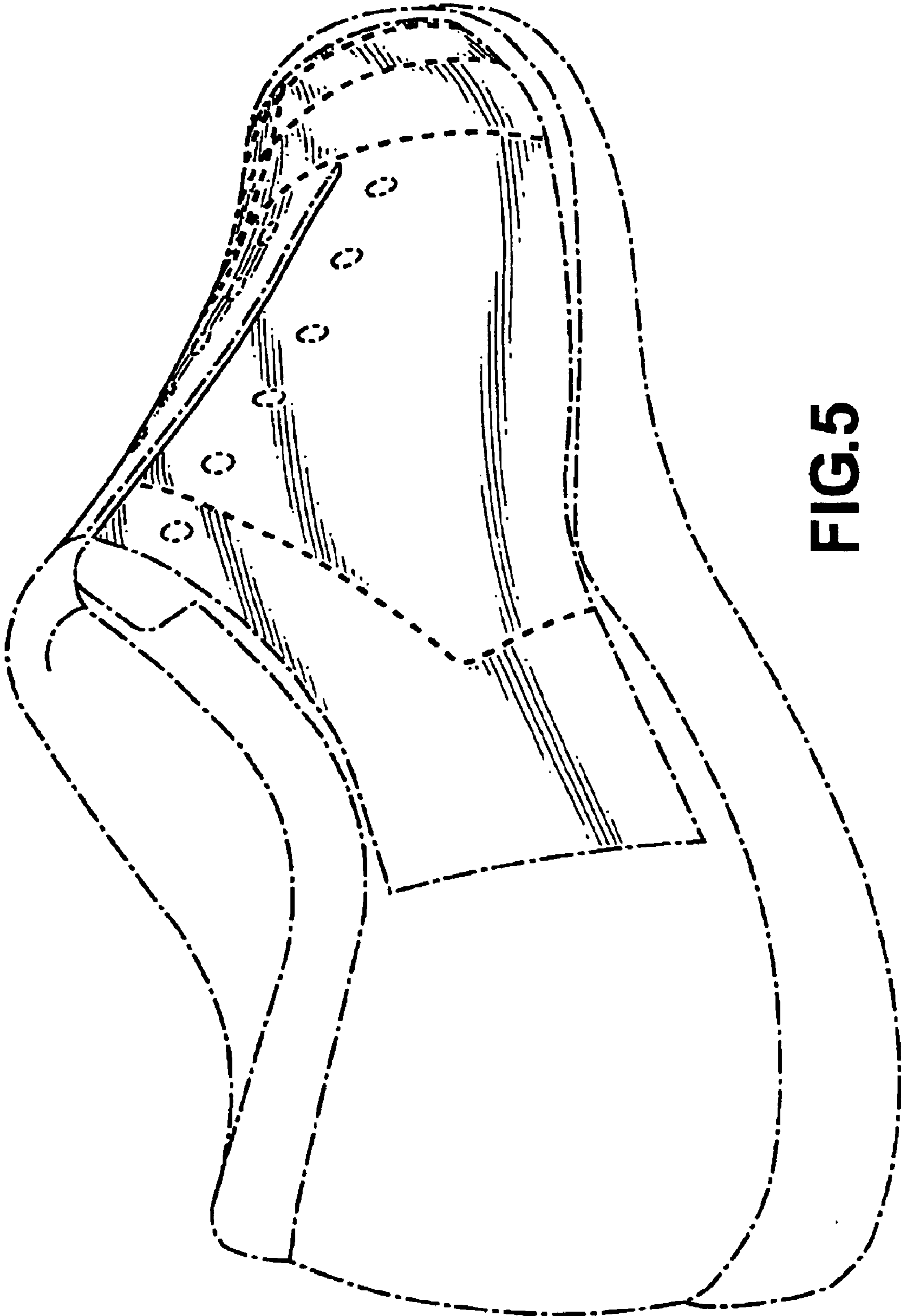


FIG.5