

US00D498578S

(12) **United States Design Patent**
Gebhardt

(10) **Patent No.:** **US D498,578 S**

(45) **Date of Patent:** **** Nov. 23, 2004**

(54) **BOOT UPPER**

D489,516 S * 5/2004 Gebhardt D2/898
D490,218 S * 5/2004 Gebhardt D2/898

(76) Inventor: **Joseph Gebhardt**, 3006 Lafayette,
Trenton, MI (US) 48183

* cited by examiner

(**) Term: **14 Years**

Primary Examiner—Dominic Simone

(74) *Attorney, Agent, or Firm*—Marshall & Melhorn, LLC

(21) Appl. No.: **29/187,294**

(57) **CLAIM**

(22) Filed: **Jul. 30, 2003**

The ornamental design for a boot upper, as shown and described.

(51) **LOC (7) Cl.** **02-99**

(52) **U.S. Cl.** **D2/970**

(58) **Field of Search** D2/897-899, 910-912,
D2/970; 36/4, 83

DESCRIPTION

(56) **References Cited**

U.S. PATENT DOCUMENTS

- D181,761 S * 12/1957 Thielen D2/899
- D282,310 S * 1/1986 Valori D2/899
- D357,793 S * 5/1995 Loader D2/899
- D422,778 S * 4/2000 Yang D2/899
- D429,872 S * 8/2000 Yang D2/899
- D447,319 S * 9/2001 Yang D2/899
- D471,701 S * 3/2003 Moehring et al. D2/970
- D479,386 S * 9/2003 Gebhardt D2/898

FIG. 1 is a perspective view of the ornamental design for a boot upper described and shown herein.

FIG. 2 is a left side elevational view thereof.

FIG. 3 is a right side elevational view thereof.

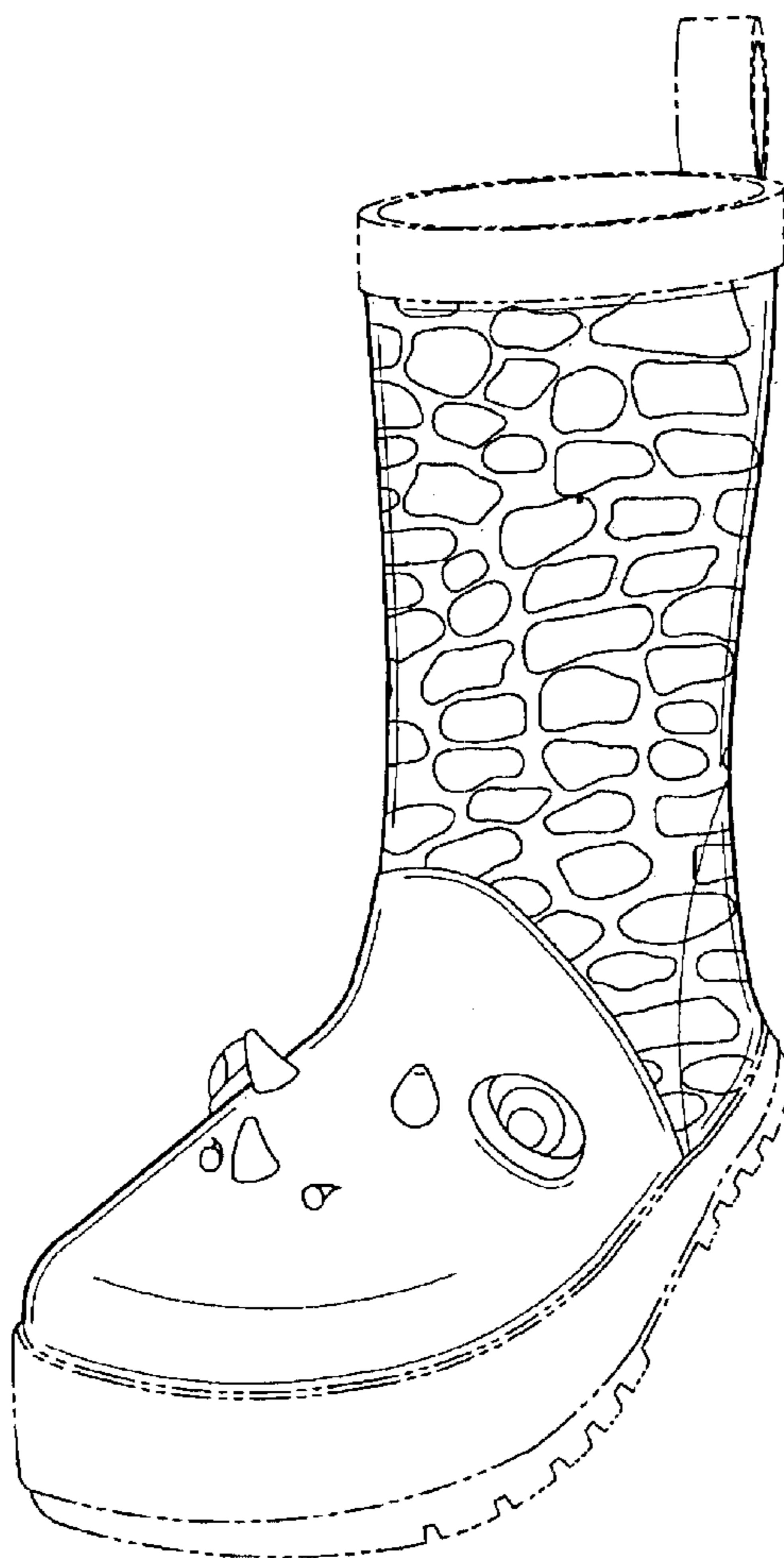
FIG. 4 is a front elevational view thereof.

FIG. 5 is a rear elevational view thereof; and,

FIG. 6. is a top view thereof.

The surfaces of the articles not shown in the drawing, and the portions of articles shown in phantom lines, form no part of the claimed design.

1 Claim, 6 Drawing Sheets



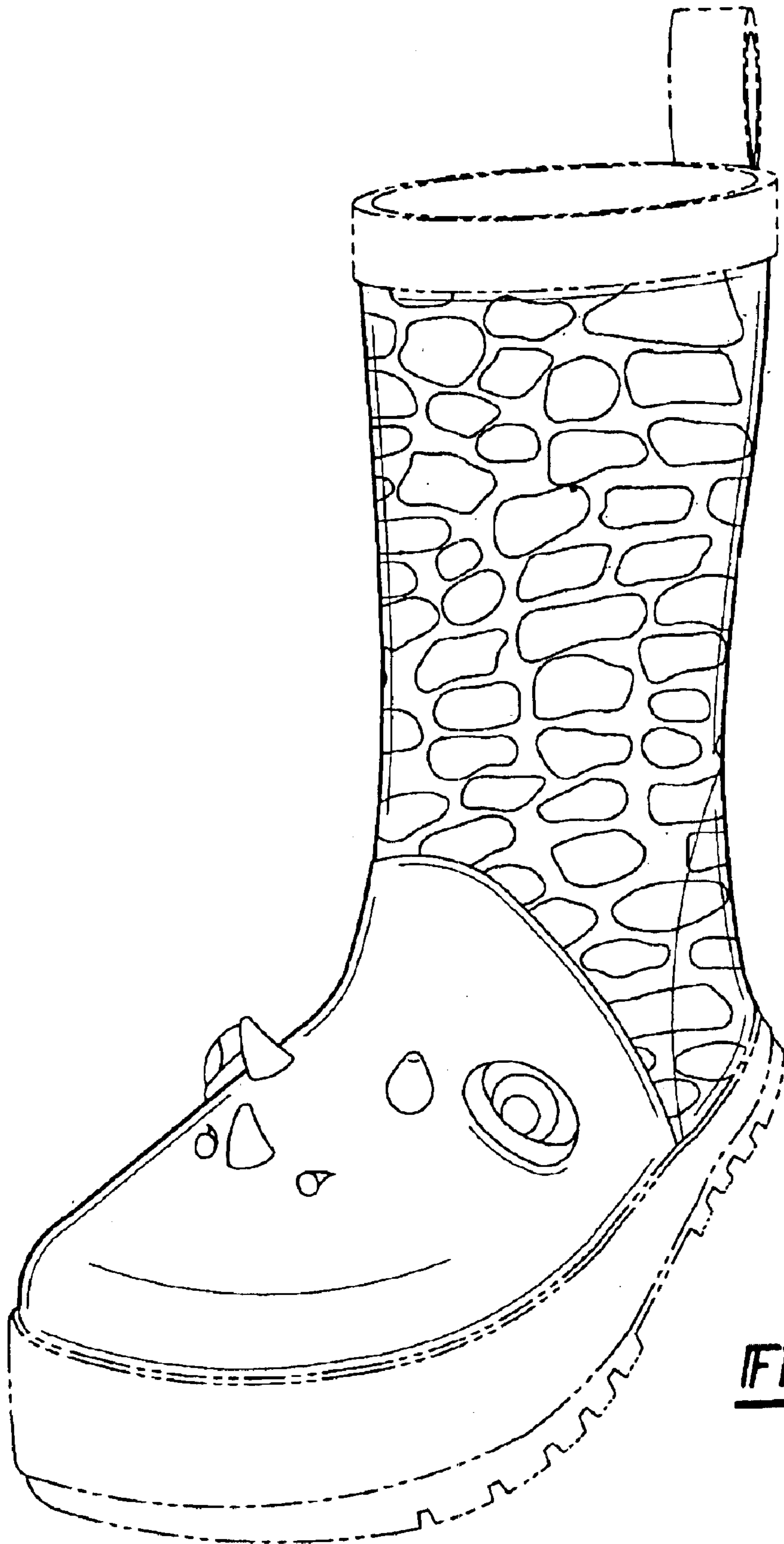


Fig-1




Fig-2



Fig-3

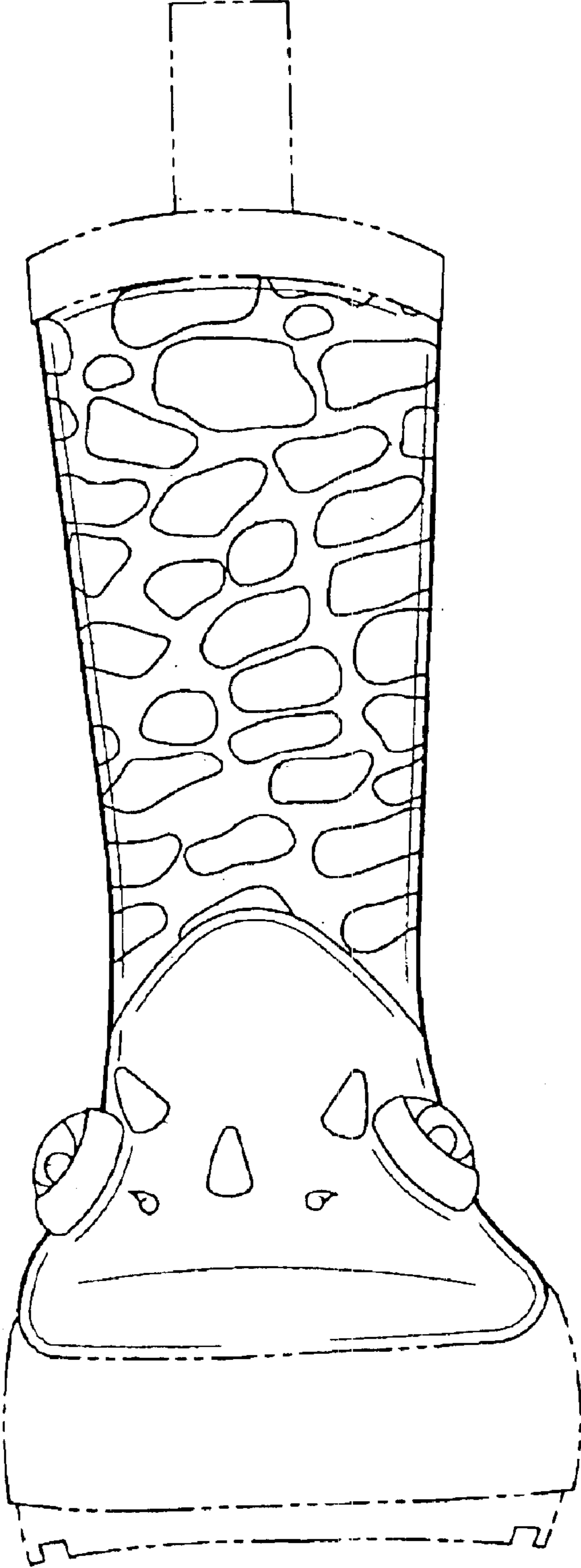


Fig-4

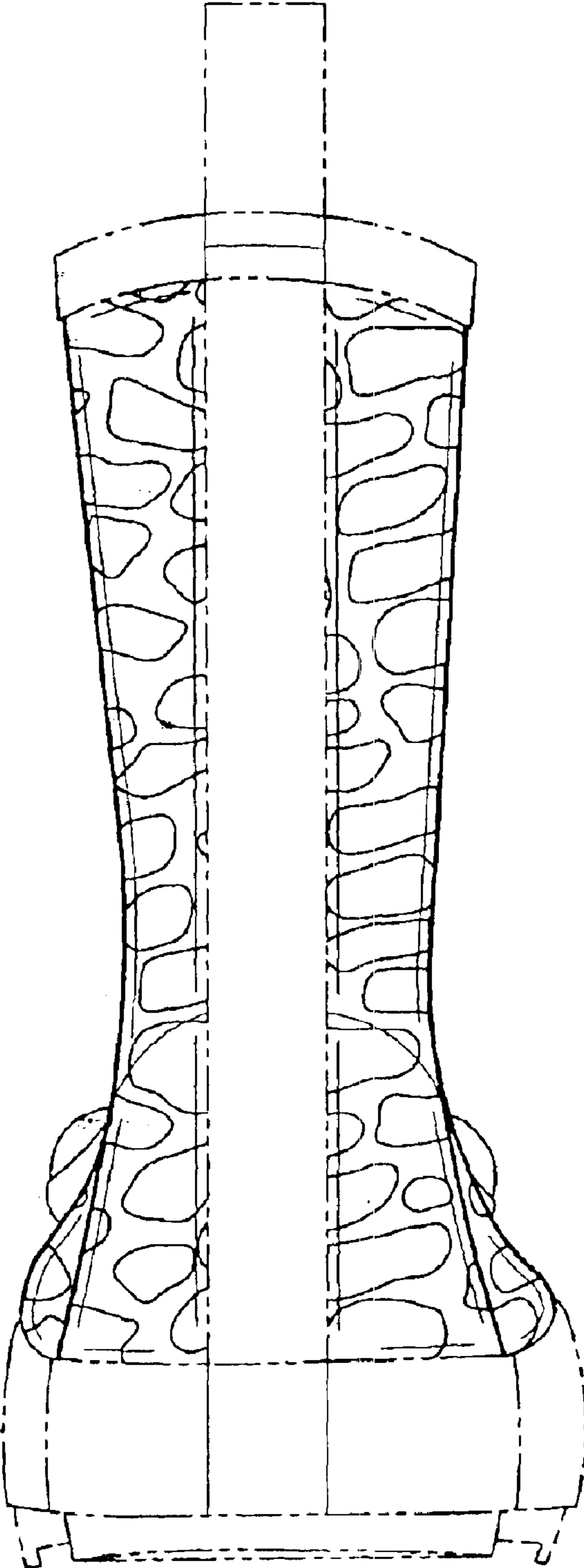


Fig-5

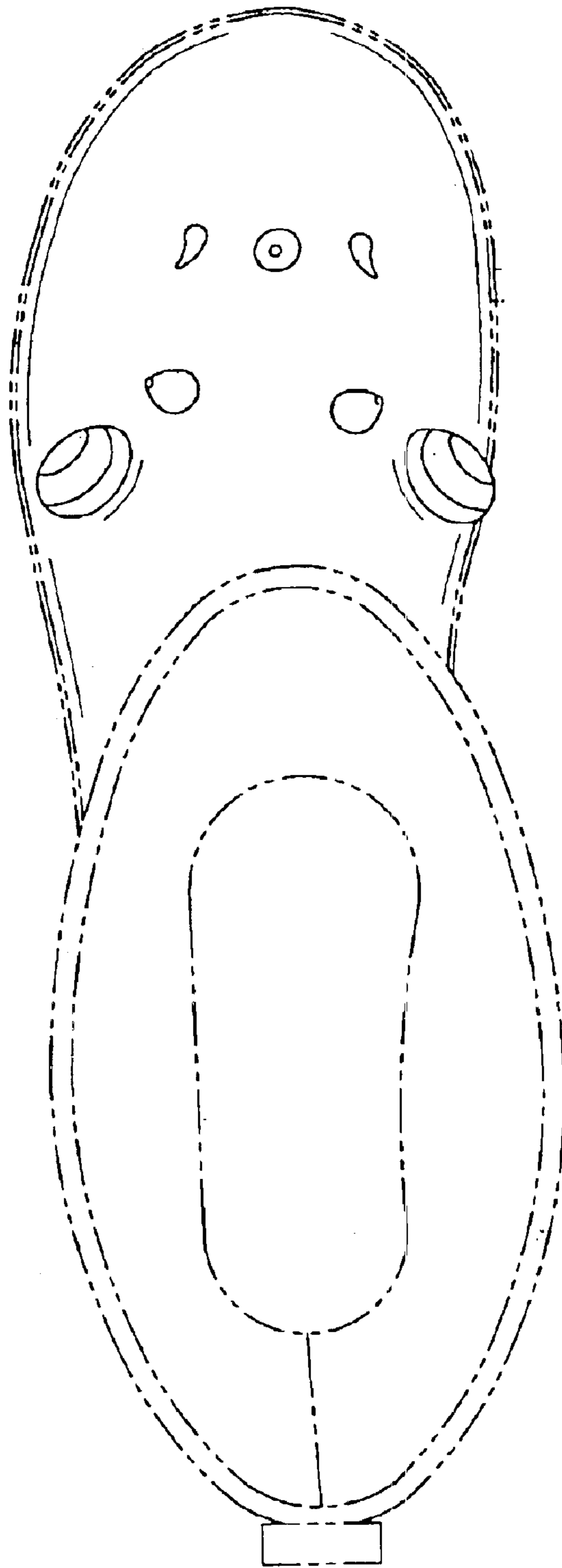


Fig-6