

US00D498575S

(12) **United States Design Patent** (10) **Patent No.:** **US D498,575 S**
Fuerst (45) **Date of Patent:** **** Nov. 23, 2004**

(54) **SANDAL OUTSOLE**
 (75) **Inventor:** **Rory W. Fuerst**, Atherton, CA (US)
 (73) **Assignee:** **Keen LLC**, Alameda, CA (US)
 (**) **Term:** **14 Years**
 (21) **Appl. No.:** **29/173,098**
 (22) **Filed:** **Dec. 20, 2002**
 (51) **LOC (7) Cl.** **02-04**
 (52) **U.S. Cl.** **D2/953; D2/951; D2/977**
 (58) **Field of Search** D2/896, 902, 908,
 D2/909, 914, 946-949, 951-962, 967, 972,
 977; 36/7.1, 7.2, 7.3, 7.5, 14, 22 R, 25 R,
 32 A, 32 R, 59 R, 239

D409,362 S * 5/1999 Turner et al. D2/960
 D410,966 S * 6/1999 Cretinon D2/960
 D412,777 S 8/1999 Norton et al.
 D425,292 S 5/2000 Matis
 D431,710 S * 10/2000 Panella D2/957
 D433,791 S * 11/2000 Laberge D2/957
 D434,550 S * 12/2000 LaBerge D2/957
 D437,674 S * 2/2001 Santa D2/908
 D440,034 S 4/2001 Matis
 D440,748 S * 4/2001 Morgan D2/957
 6,298,583 B1 10/2001 Allen
 D462,157 S * 9/2002 Burt D2/953
 D464,477 S * 10/2002 Adams D2/960
 D468,083 S * 1/2003 Morais D2/960
 D468,893 S * 1/2003 Lupo D2/952

* cited by examiner

Primary Examiner—Celia A. Murphy
 (74) *Attorney, Agent, or Firm*—Foley & Lardner LLP

(56) **References Cited**
U.S. PATENT DOCUMENTS

114,340 A	5/1871	Prusha et al.	
D77,029 S	11/1928	Richter et al.	
1,803,554 A	5/1931	Knilians	
2,283,273 A	5/1942	Marcy	
2,297,595 A	9/1942	Weinstat	
2,317,870 A	4/1943	Weinstat	
2,468,573 A	4/1949	Rimer	
D158,653 S	5/1950	Fenlason	
2,583,826 A	1/1952	Fischer	
D172,251 S	5/1954	Salmeri	
2,773,317 A	12/1956	Helle	
2,981,010 A	* 4/1961	Aaskov	
4,132,016 A	1/1979	Vaccari	
D255,171 S	* 6/1980	Bowers	D2/908
4,389,798 A	* 6/1983	Tilles	36/129
D270,870 S	* 10/1983	Tilles	D2/908
4,535,554 A	8/1985	De Obaldia	
4,542,598 A	* 9/1985	Misevich et al.	36/114
D321,587 S	* 11/1991	Hase	D2/959
5,469,638 A	11/1995	Crawford, III	
D373,674 S	9/1996	Dolinsky	
D404,899 S	* 2/1999	Conta	D2/957
D406,691 S	* 3/1999	McDowell	D2/960

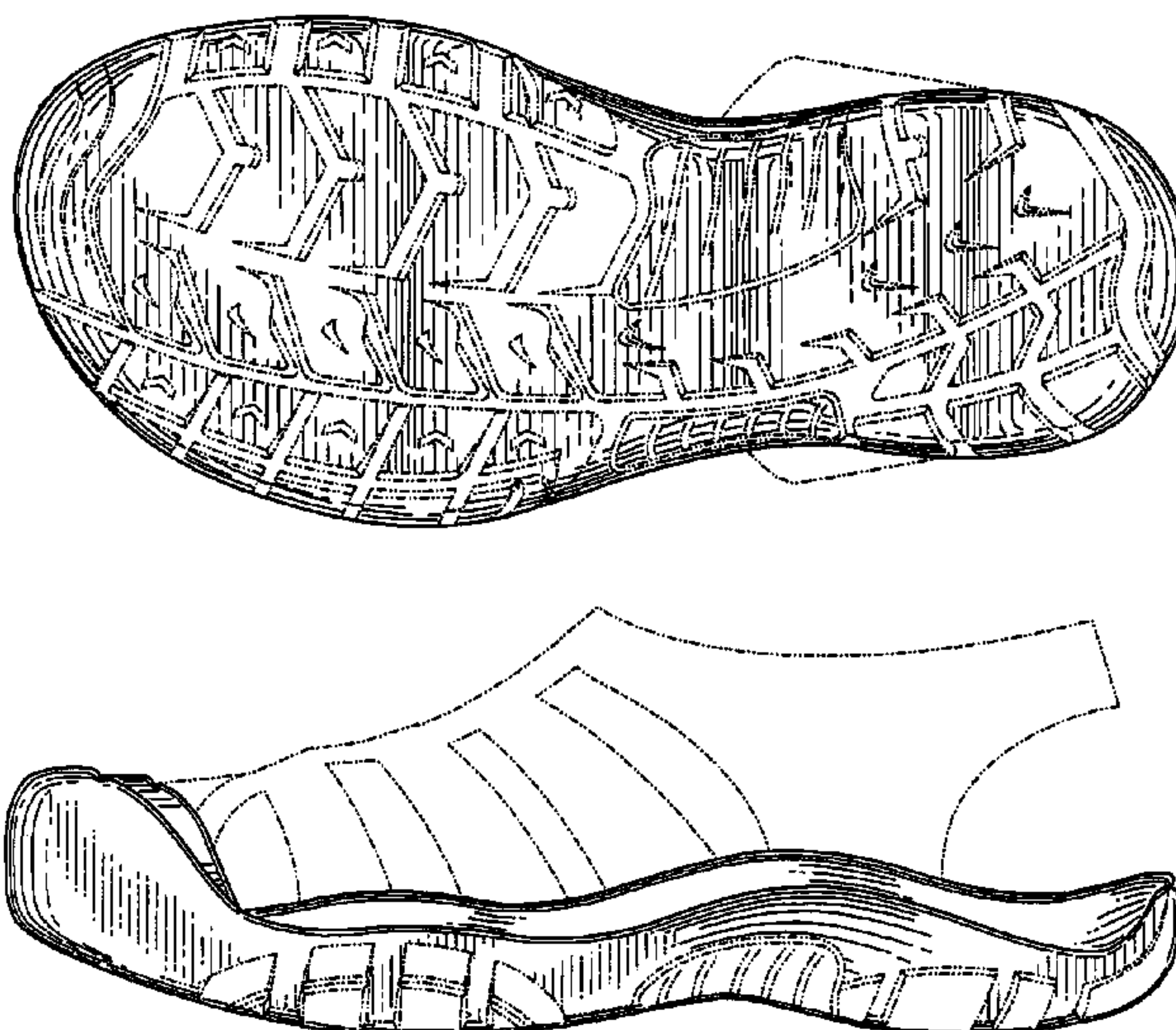
(57) **CLAIM**

The ornamental design for a sandal outsole, as shown and described.

DESCRIPTION

FIG. 1 is a downward, offset front perspective view of the sandal outsole;
 FIG. 2 is a top view of the sandal outsole;
 FIG. 3 is a bottom view of the sandal outsole;
 FIG. 4 is an inside side view of the sandal outsole;
 FIG. 5 is an outside side view of the sandal outsole;
 FIG. 6 is a front view of a sandal outsole; and,
 FIG. 7 is a rear view of a sandal outsole.
 Broken lines appear in these drawings. These broken lines represent a broken line boundary. The lines themselves and the areas within do not form any part of the design as claimed.
 The broken lines showing the upper throughout the views are included for the purpose of showing the portion of the design that forms no part of the claim.

1 Claim, 4 Drawing Sheets



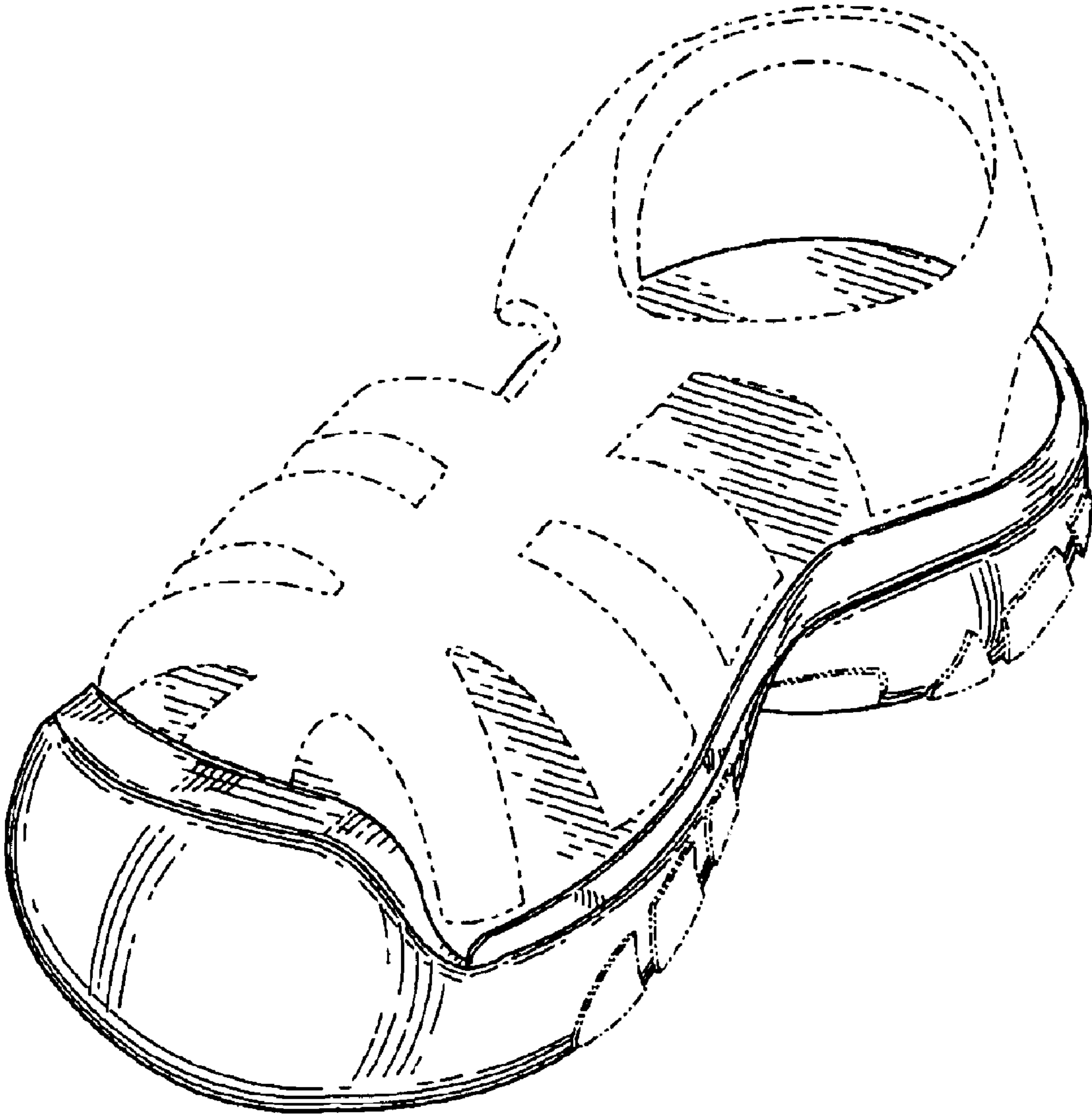


FIG. 1

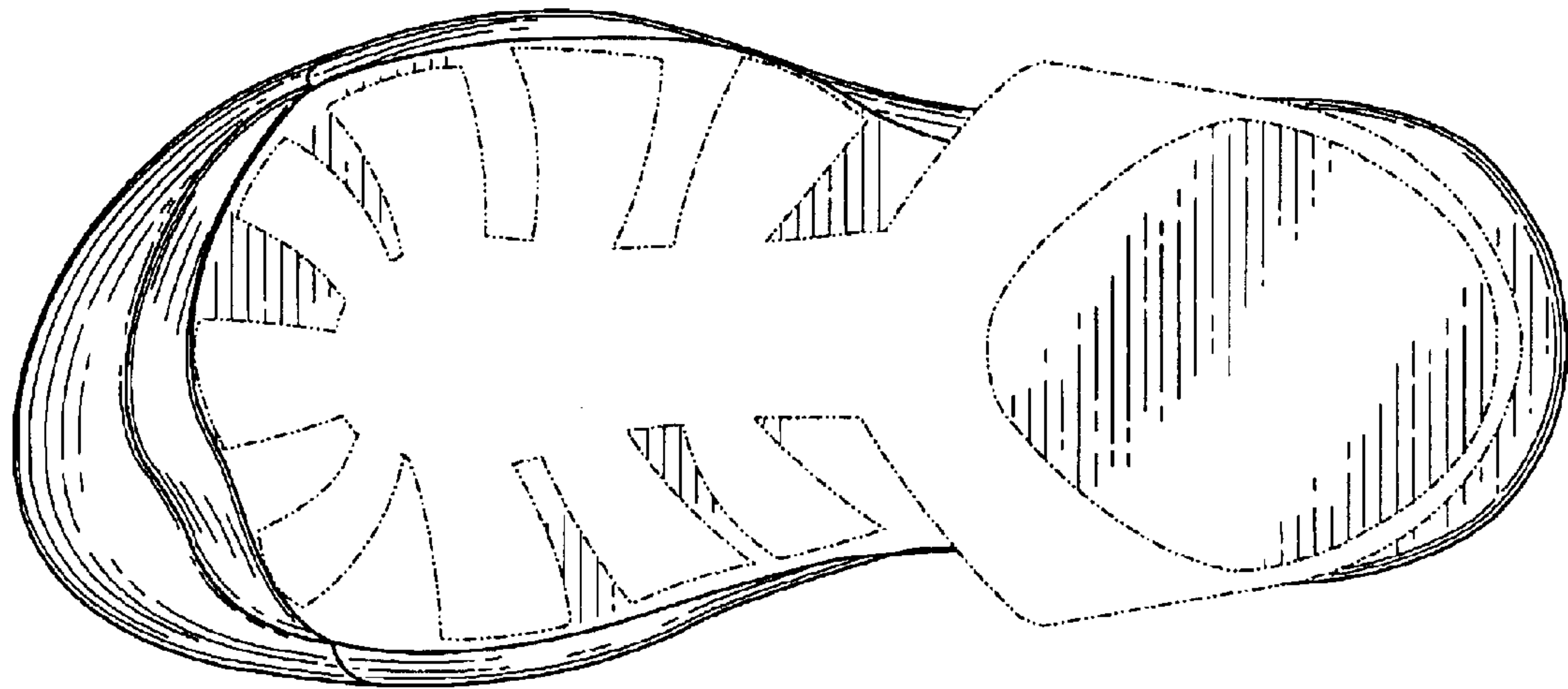


FIG. 2

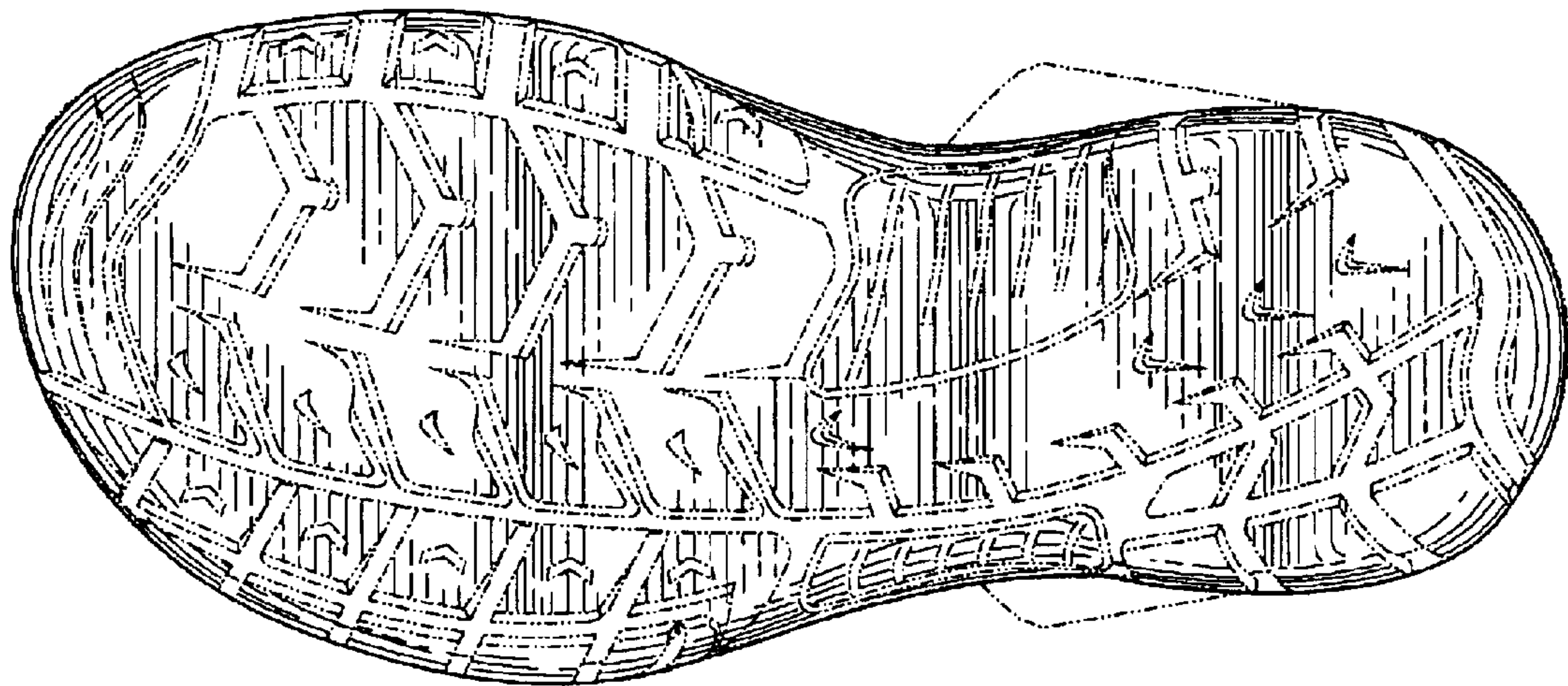


FIG. 3

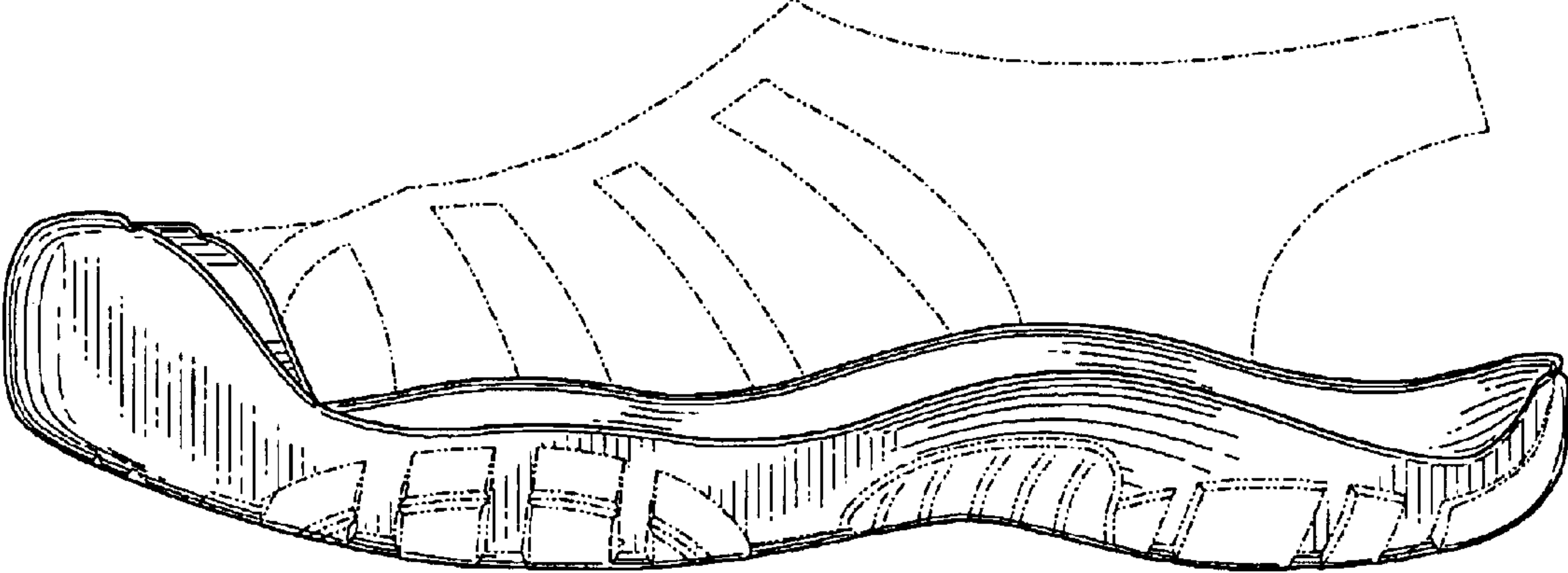


FIG. 4

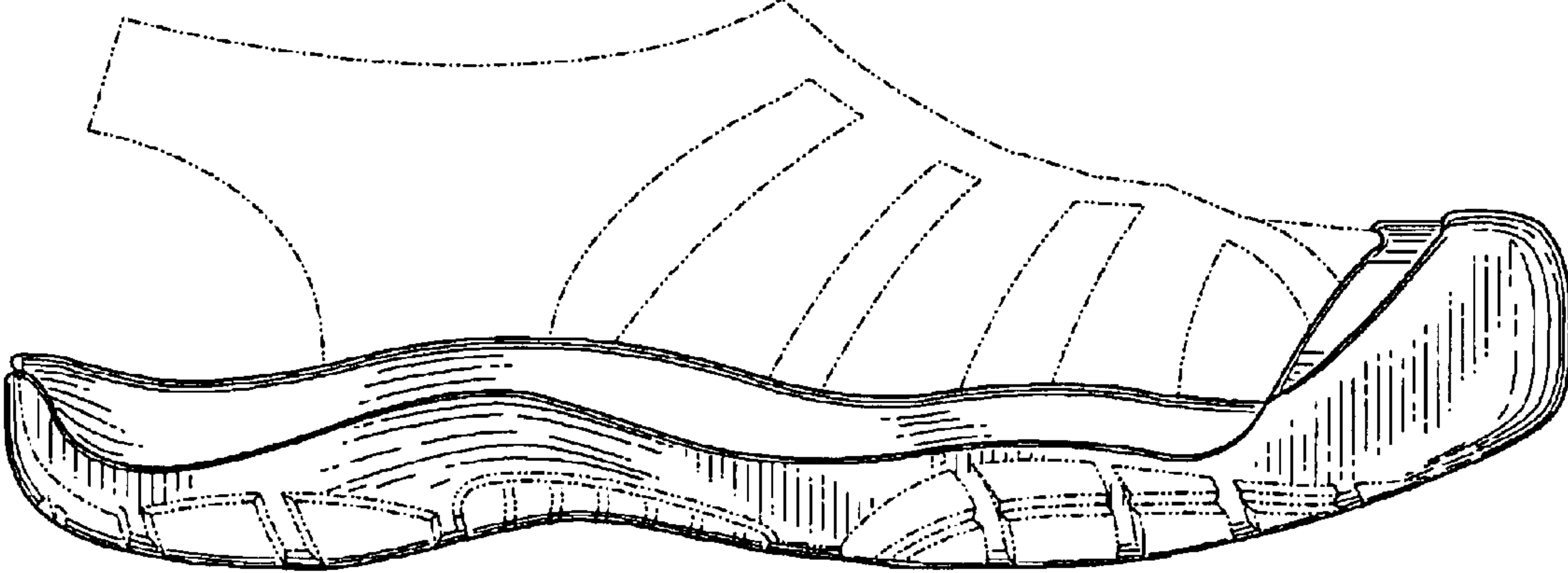


FIG. 5

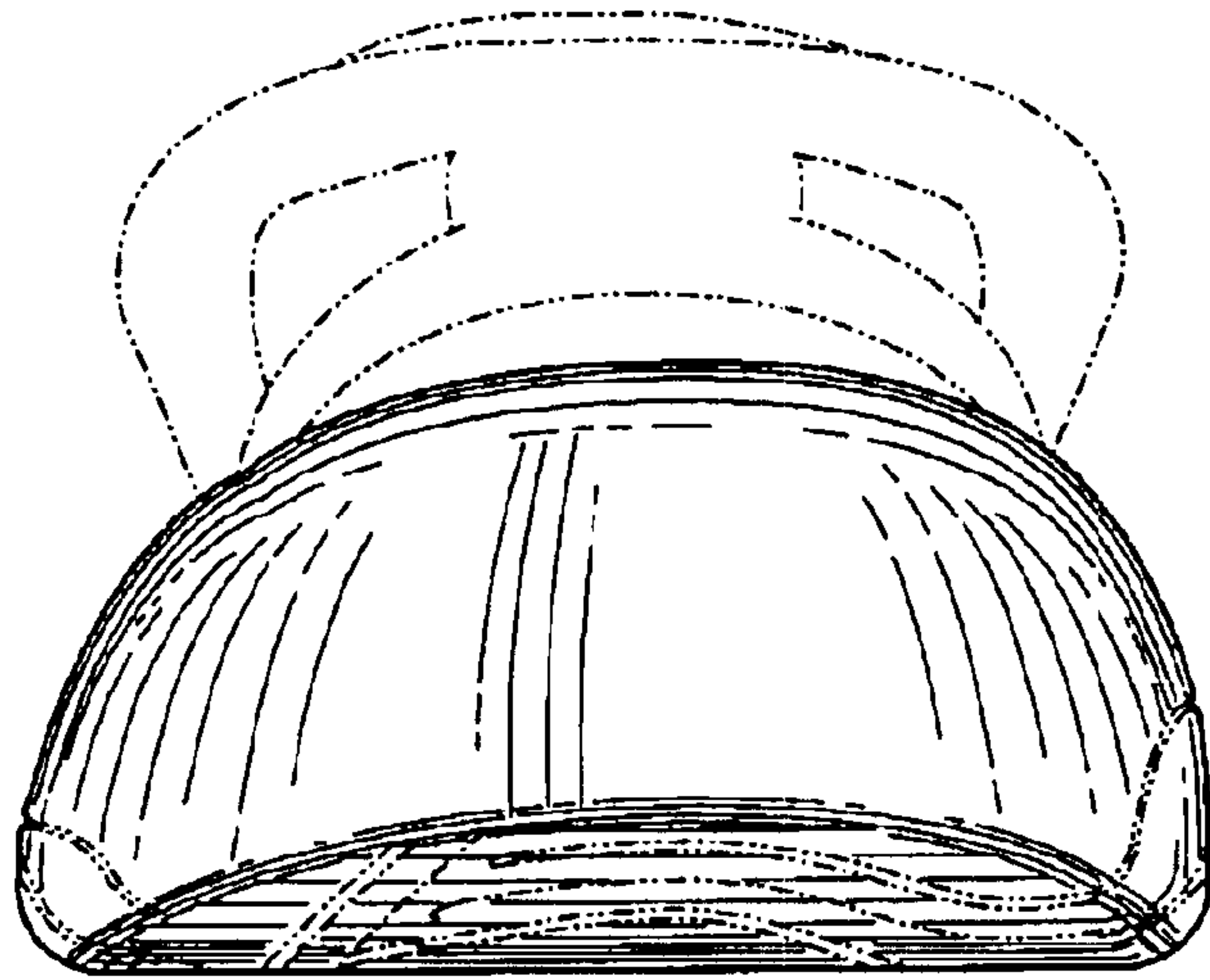


FIG. 6

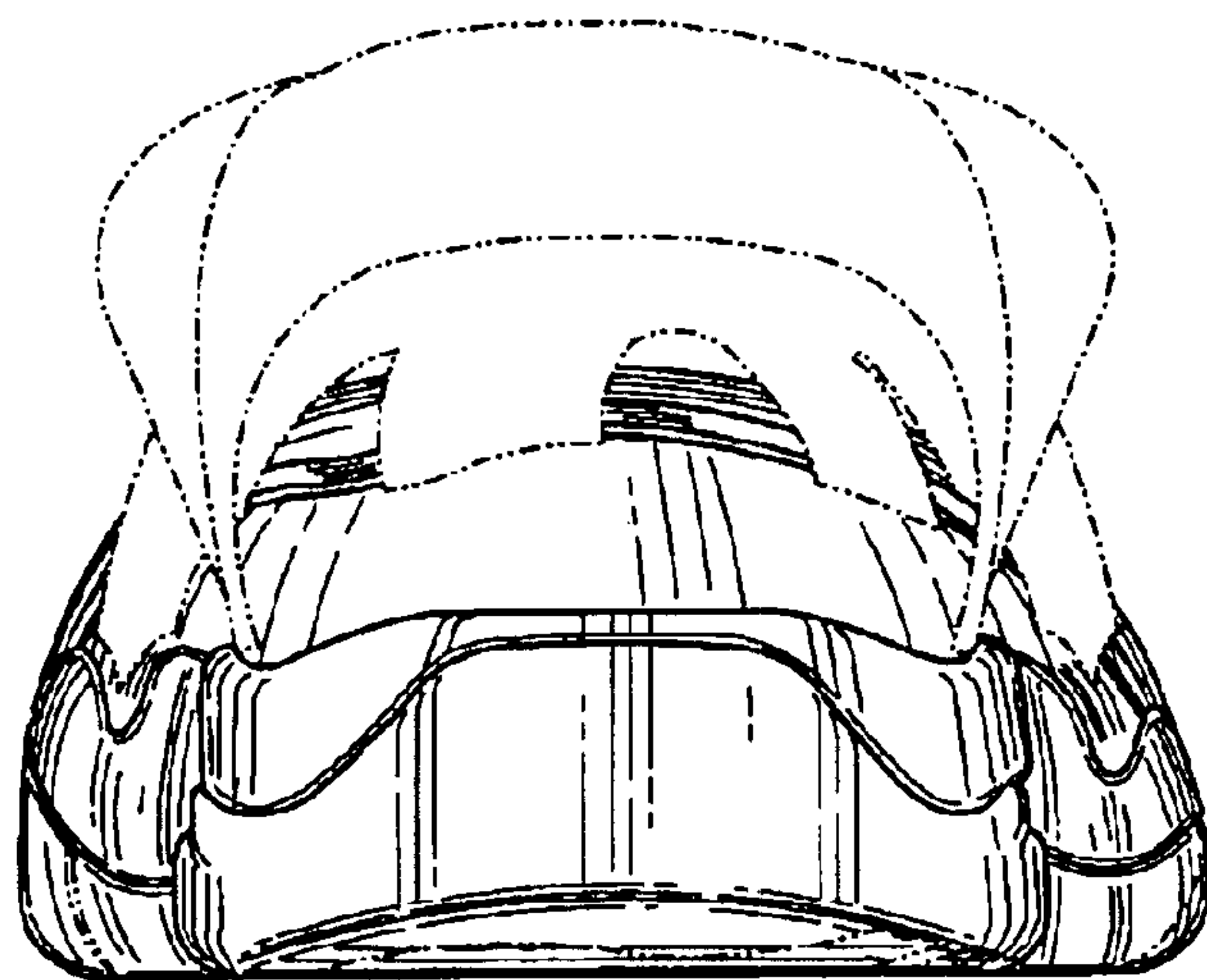


FIG. 7