

US00D498571S

(12) **United States Design Patent** (10) **Patent No.:** **US D498,571 S**
Lawrenson et al. (45) **Date of Patent:** **** Nov. 23, 2004**

(54) **DOG TREAT**

(75) Inventors: **Paul Lawrenson, West Yorkshire (GB); Andrew Harris, Meersbrook (GB)**

(73) Assignee: **Mars Incorporated, McLean, VA (US)**

(**) Term: **14 Years**

(21) Appl. No.: **29/194,240**

(22) Filed: **Nov. 21, 2003**

(30) **Foreign Application Priority Data**

May 23, 2003 (EP) 52691-0001

(51) **LOC (7) Cl.** **01-01**

(52) **U.S. Cl.** **D1/199; D1/122**

(58) **Field of Search** D1/199, 122, 125, D1/127, 128, 200, 121; D30/160; 426/282, 104, 808, 128-129, 94, 623, 574, 641, 414, 450, 804, 512, 635, 514

(56) **References Cited**

U.S. PATENT DOCUMENTS

2,827,383 A * 3/1958 Gorthon, Jr. 426/282

D212,542 S * 10/1968 McCarthy D21/386
 3,911,154 A * 10/1975 Weatherspoon 426/282
 D283,460 S * 4/1986 Thomassen et al. D1/121
 5,972,374 A * 10/1999 Theisen 424/440
 6,584,938 B2 * 7/2003 Sherrill et al. 119/710

* cited by examiner

Primary Examiner—Pamela Burgess

(74) *Attorney, Agent, or Firm*—Fitzpatrick, Cella, Harper & Scinto

(57) **CLAIM**

The ornamental design for a dog treat, substantially as shown and described.

DESCRIPTION

FIG. 1 is a front perspective view of a dog treat showing our new design;

FIG. 2 is a front elevation view thereof;

FIG. 3 is a back elevation view thereof;

FIG. 4 is a right side elevation view thereof;

FIG. 5 is a left side elevation view thereof;

FIG. 6 is a top plan view thereof; and,

FIG. 7 is a bottom plan view thereof.

1 Claim, 2 Drawing Sheets

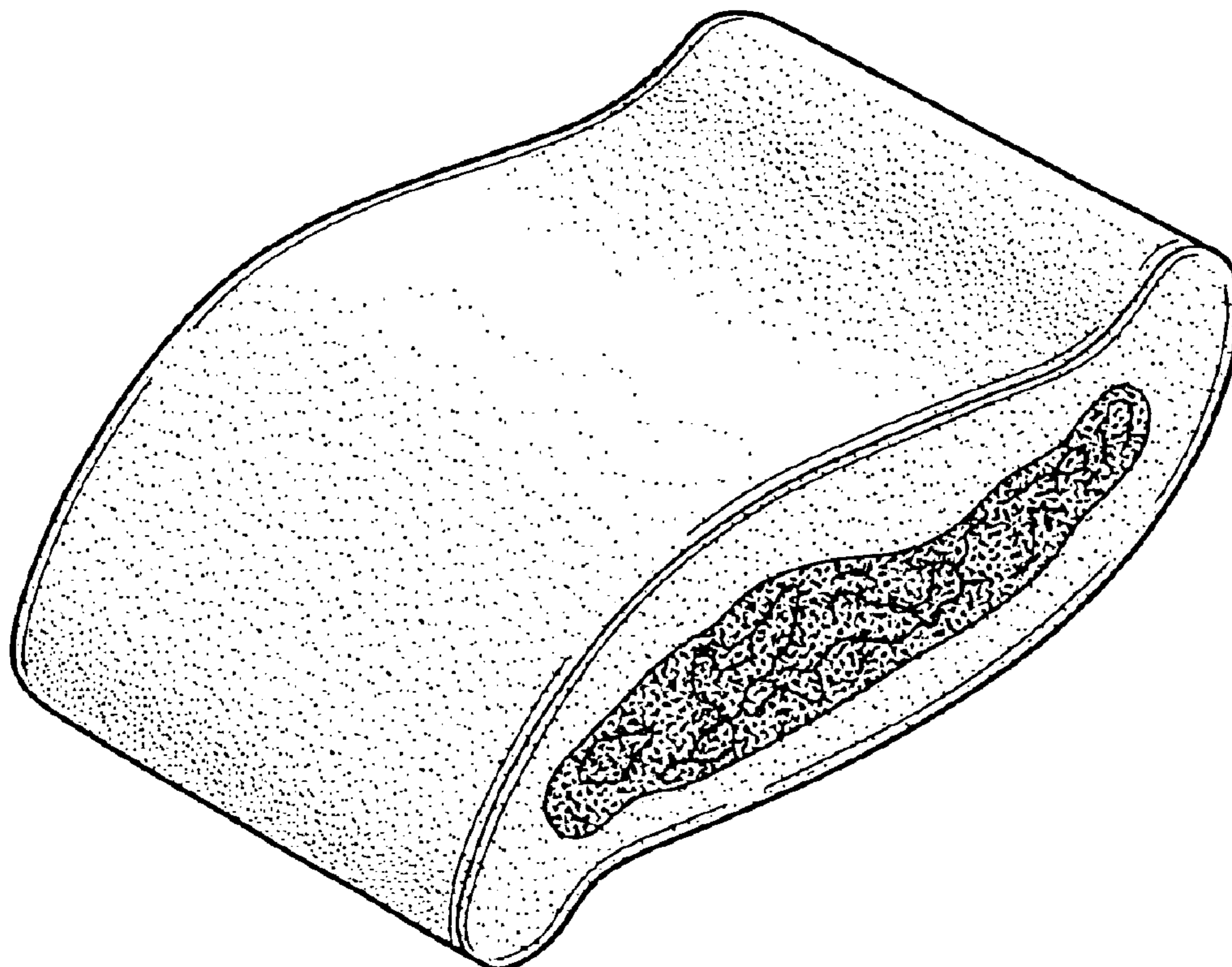


FIG. 1

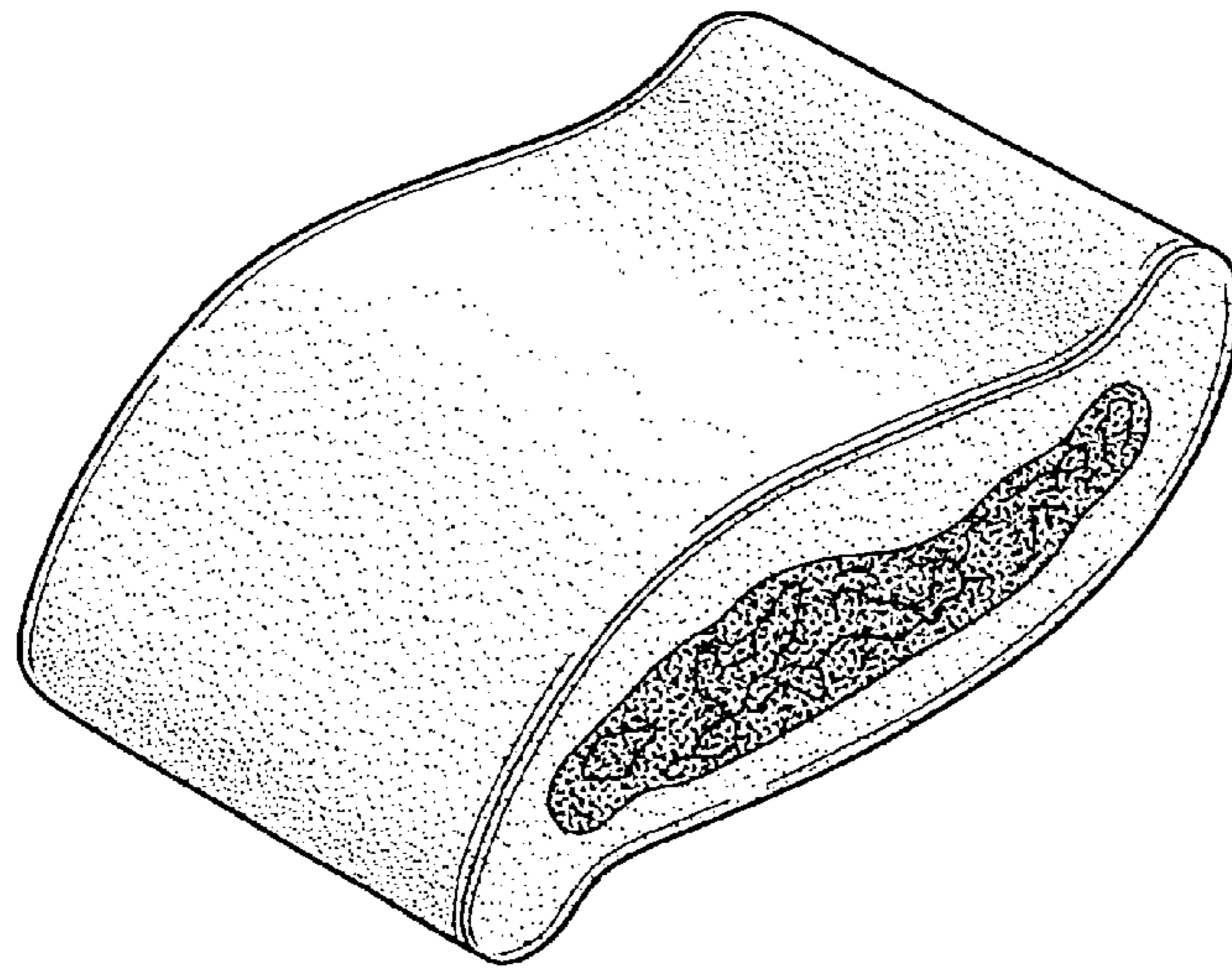


FIG. 2




FIG. 3




FIG. 4

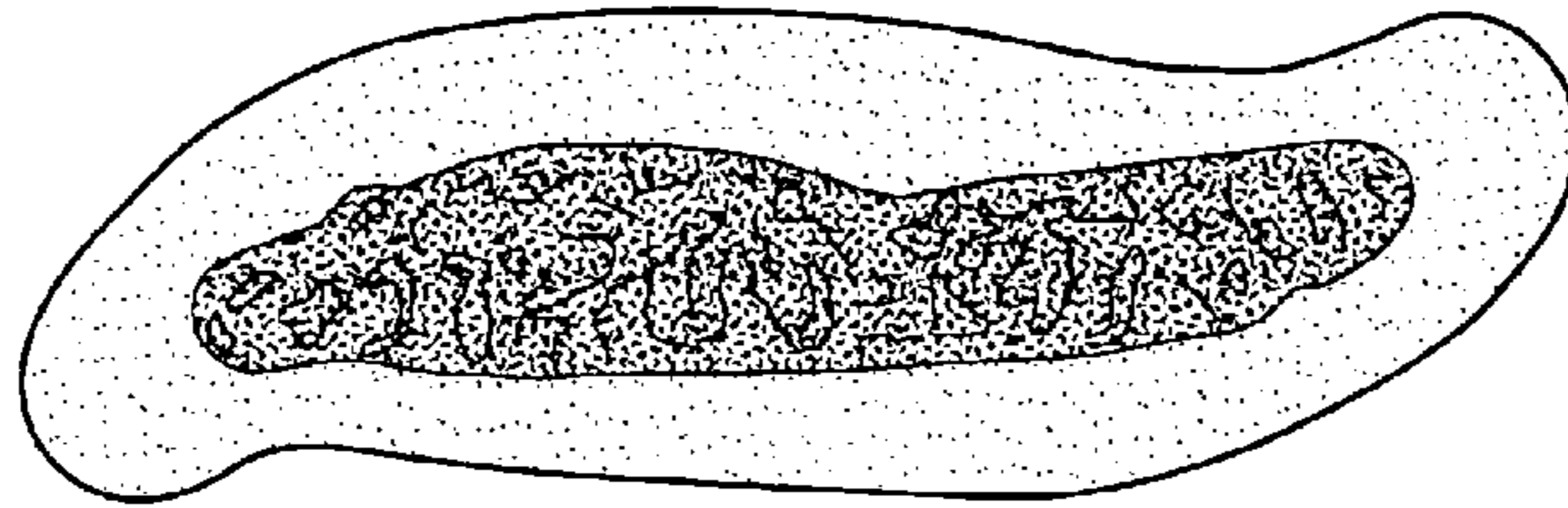


FIG. 5

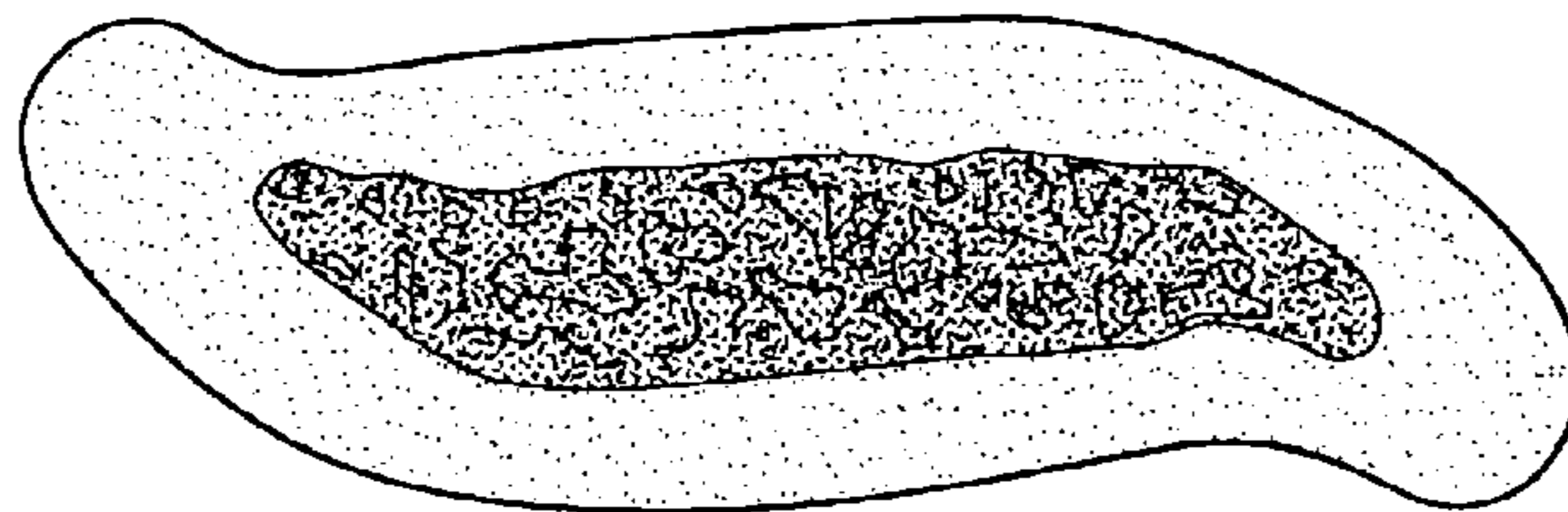


FIG. 6




FIG. 7

