

US00D498558S

(12) **United States Design Patent**  
**Kwok**

(10) **Patent No.:** **US D498,558 S**

(45) **Date of Patent:** **\*\* Nov. 16, 2004**

(54) **LIGHTER**

(75) **Inventor:** **Yuen Tung Kwok, Hong Kong (HK)**

(73) **Assignee:** **John Gibson Enterprises INC, Los Osos**

(\*\*) **Term:** **14 Years**

(21) **Appl. No.:** **29/201,569**

(22) **Filed:** **Mar. 11, 2004**

(51) **LOC (7) Cl.** ..... **27-05**

(52) **U.S. Cl.** ..... **D27/148; D14/173**

(58) **Field of Search** ..... **D27/141-143, D27/148, 154-161; 431/141-144, 151-153, 253-256, 273-277; D14/173**

(56) **References Cited**

**U.S. PATENT DOCUMENTS**

D146,175 S \* 1/1947 Fuller ..... D14/173  
D156,378 S \* 12/1949 Schwartz ..... D14/173

D316,858 S \* 5/1991 Gobindram ..... D14/173  
D328,202 S \* 7/1992 Tippit ..... D14/173  
D340,407 S \* 10/1993 Rahe et al. .... D14/173

\* cited by examiner

*Primary Examiner*—Jennifer Rivard

(57) **CLAIM**

The ornamental design for a lighter, as shown.

**DESCRIPTION**

The claimed lighter is used for kindling a fire and could be used for lighting gas stoves, fireplaces, gas lamps, cigarettes, cigars and candles.

FIG. 1 is a front elevational view of a lighter showing my new design;

FIG. 2 is a rear elevational view thereof;


FIG. 3 is a left side view thereof;

FIG. 4 is a right side view thereof;

FIG. 5 is a top plan view thereof; and,

FIG. 6 is a bottom plan view thereof.

**1 Claim, 2 Drawing Sheets**






FIG. 1

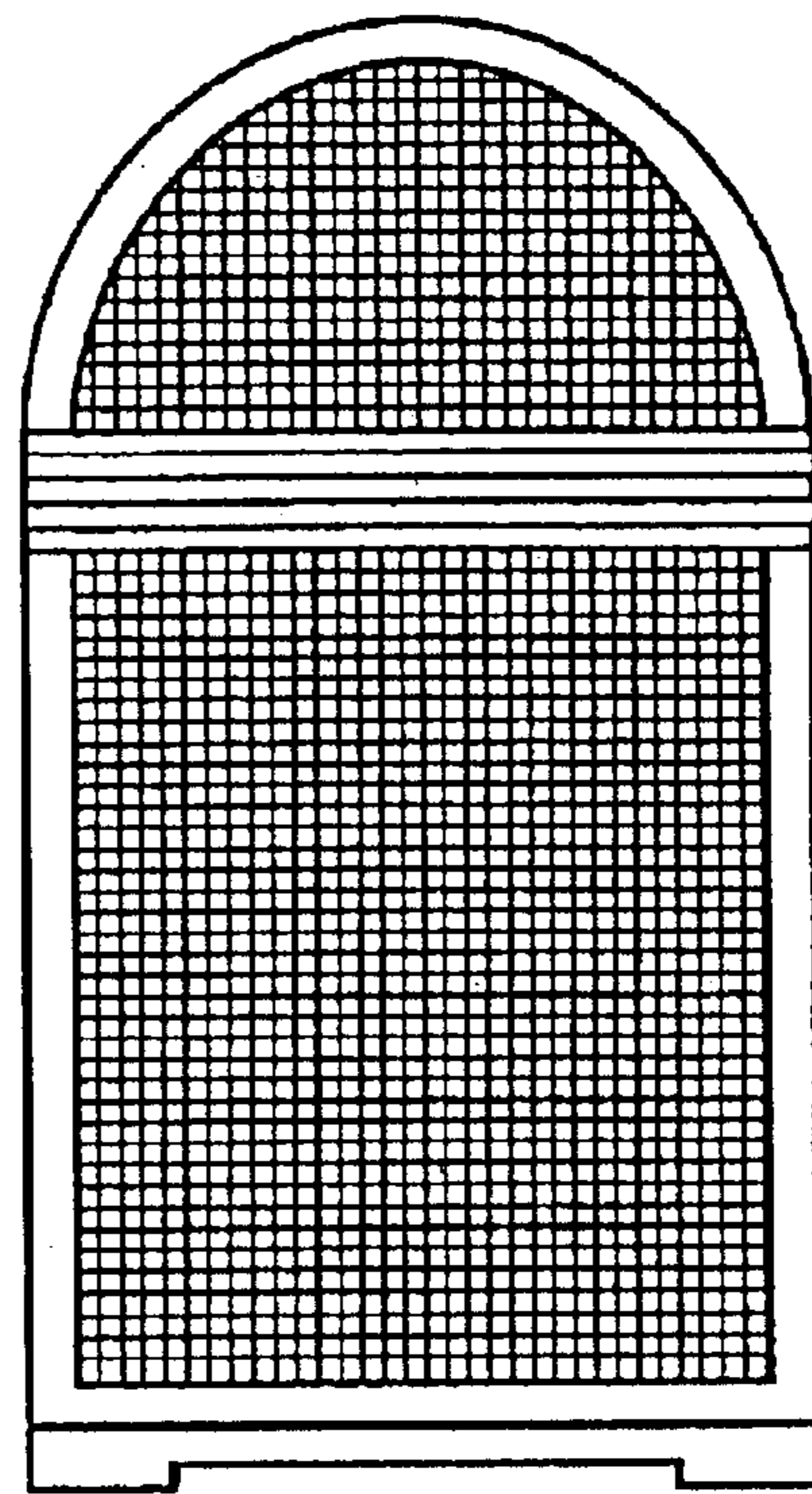


FIG. 2

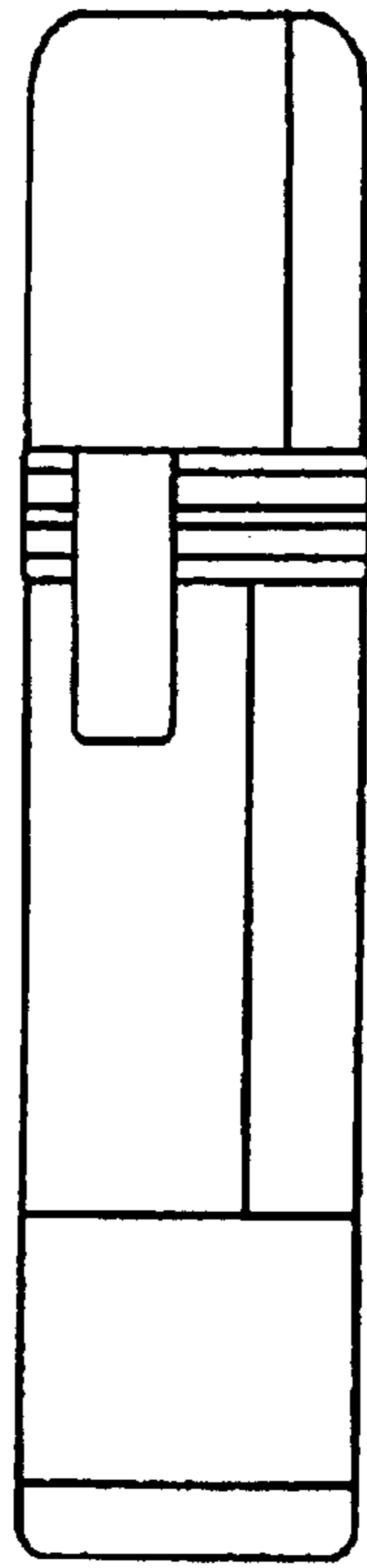


FIG. 3

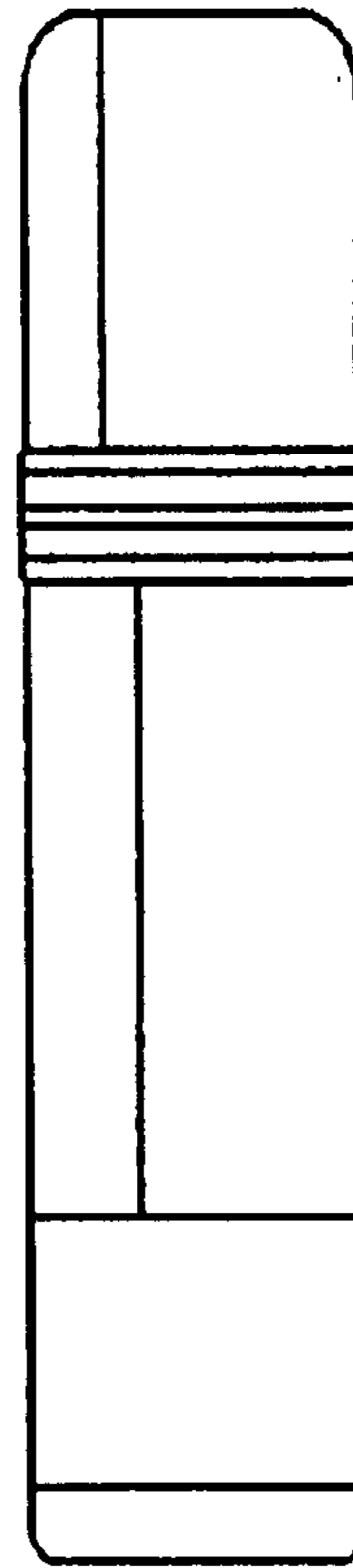


FIG. 4




FIG. 5

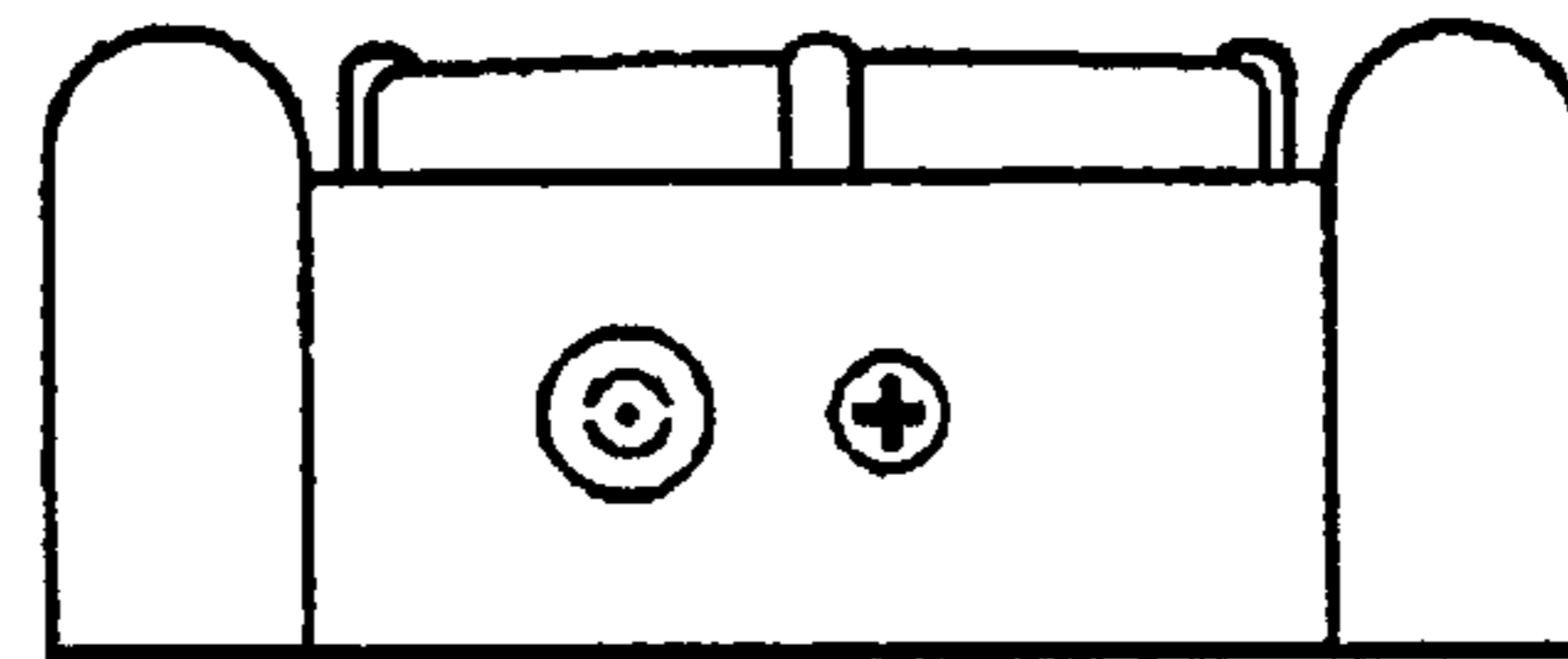


FIG. 6