

US00D498557S

(12) **United States Design Patent** (10) **Patent No.:** **US D498,557 S**
Yando et al. (45) **Date of Patent:** **** Nov. 16, 2004**

(54) **LIGHT FIXTURE**

(75) Inventors: **Roslyn Yando**, Brainardsville, NY (US); **Andrew Schonbek**, Plattsburgh, NY (US)

(73) Assignee: **Schonbek Worldwide Lighting, Inc.**, Plattsburgh, NY (US)

(**) Term: **14 Years**

(21) Appl. No.: **29/197,499**

(22) Filed: **Jan. 15, 2004**

(51) **LOC (7) Cl.** **26-99**

(52) **U.S. Cl.** **D26/155; D26/81**

(58) **Field of Search** **D26/72-92, 155, D26/142-144; 362/147, 404-408**

(56) **References Cited**

U.S. PATENT DOCUMENTS

D62,137 S	*	3/1923	Crowell	D26/84
D66,118 S	*	12/1924	Goddard	D26/155
D66,757 S	*	3/1925	Sutherland	D26/81
D66,965 S	*	4/1925	Boehringer	D26/155
D70,197 S	*	5/1926	Villaret	D26/155
D70,487 S	*	6/1926	Schmitt	D26/155
D70,561 S	*	7/1926	Holz	D26/84
D75,265 S	*	5/1928	Lipsky	D26/146
1,668,772 A	*	5/1928	Kestell	362/405
D416,346 S	*	11/1999	Palacios	D26/84
D463,602 S	*	9/2002	Yando	D26/81
D492,810 S	*	7/2004	Cuevas et al.	D26/84

OTHER PUBLICATIONS

World Imports Catalog No. 17 (c)1990; item#160-22 on p. 80.*

Design Lighting Products Co. Catalog #4, (c)1990; item#87618-36-XTAL-S on p. 1.*

Rainbow—Exuberant Italian Chandeliers; Florentine circa 19th century with 6 candles; Found on Jul. 11, 2004 at <http://www.rainbowlondon.com>.*

“Wicker Chandelier”, Marston and Langinger wirework; <http://www.marston-and-langinger.com/wirework.asp>.

“Crystal Chandeliers”, Lights of Distinction Catalog: Fixtures, published by the Crystorama Lighting Group, 2002, p. 6.

“Beaded Florentine Chandelier”, manufactured by Tigerfish for Rainbow, London, U.K., <http://www.rainbowlondon/florentine-venetian.htm>, 2 sheets.

“Ferro”, City Report, Met Home, Jan./Feb. 2001, p. 38.

* cited by examiner

Primary Examiner—Clare E Heflin

(74) *Attorney, Agent, or Firm*—Heslin Rothenberg Farley & Mesiti P.C.

(57) **CLAIM**

The ornamental design for a light fixture, as shown and described.

DESCRIPTION

This application is related to commonly owned concurrently filed U.S. design patent application Ser. No. 29/197,498.

FIG. 1 is a perspective view of the light fixture of the present design;

FIG. 2 is a front elevation view thereof;

FIG. 3 is a side elevation view thereof; the other side being a mirror image thereof;


FIG. 4 is a back elevational view thereof;

FIG. 5 is a top plan view thereof; and,

FIG. 6 is a bottom plan view thereof.

The broken lines shown are for illustrative purposes only and form no part of the claimed design.

1 Claim, 6 Drawing Sheets






FIG. 1




FIG. 2




FIG. 3




FIG. 4

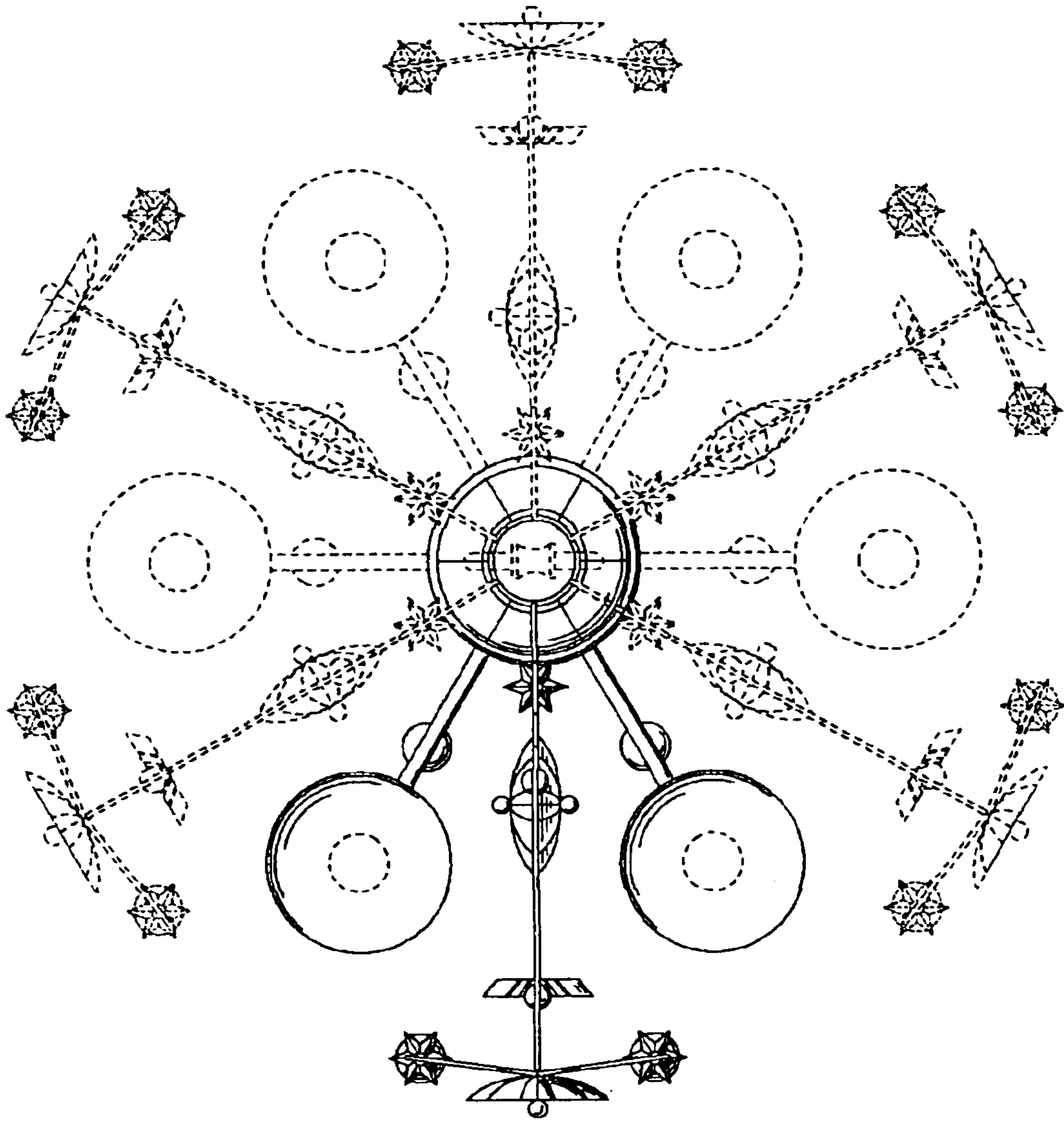


FIG. 5

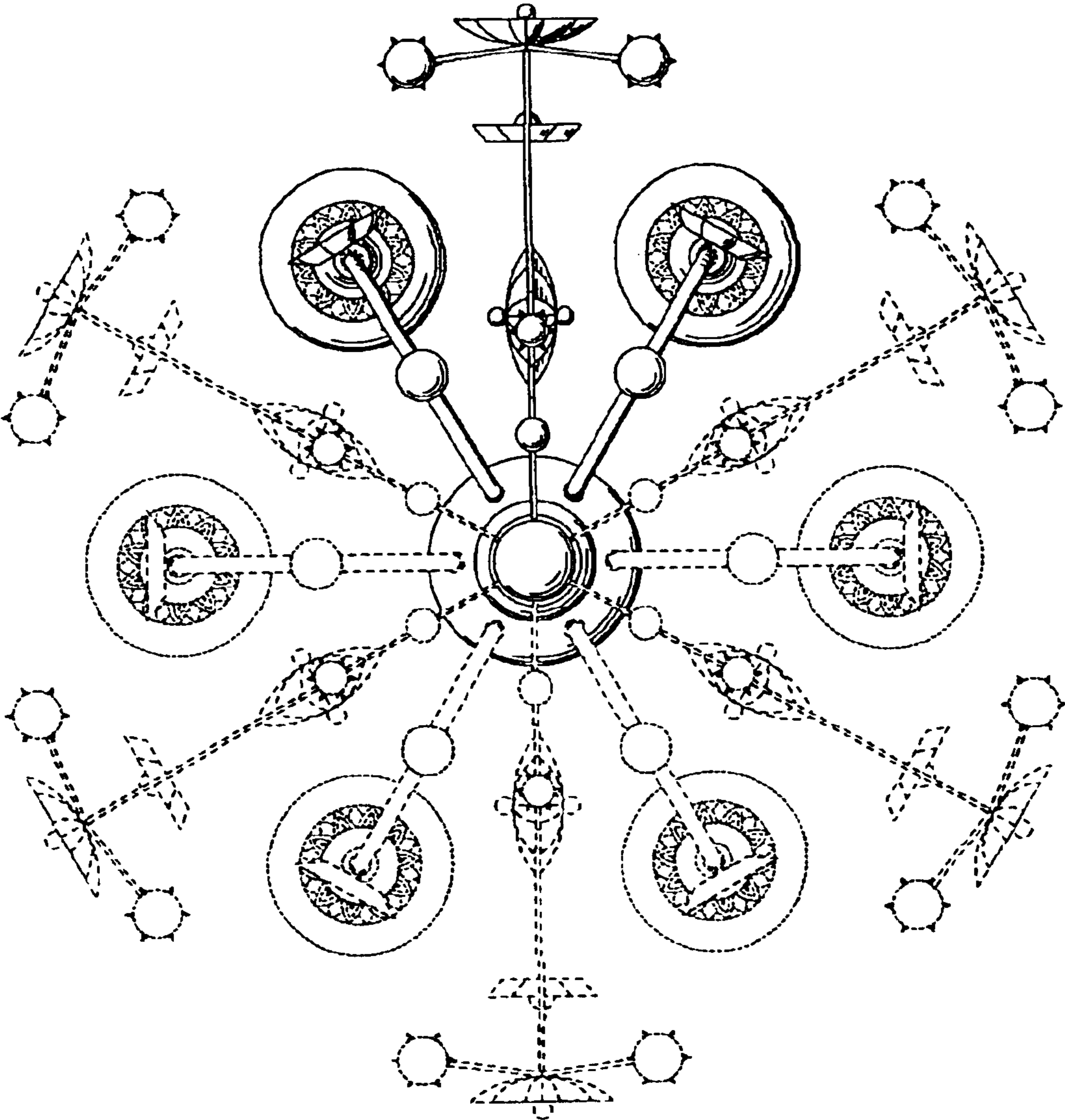


FIG. 6