

US00D498548S

(12) **United States Design Patent**
Kawashima et al.

(10) **Patent No.:** **US D498,548 S**
(45) **Date of Patent:** **** Nov. 16, 2004**

(54) **COMBINATION LAMP FOR AN
AUTOMOBILE**

(75) Inventors: **Tsuyoshi Kawashima**, Aichi-ken (JP);
Hiroshi Suzuki, Aichi-ken (JP)

(73) Assignee: **Toyota Jidosha Kabushiki Kaisha**,
Aichi-ken (JP)

(**) Term: **14 Years**

(21) Appl. No.: **29/180,074**

(22) Filed: **Apr. 21, 2003**

(51) **LOC (7) Cl.** **26-04**

(52) **U.S. Cl.** **D26/28**

(58) **Field of Search** D26/28-36; 362/459-468,
362/473-476, 485-487

(56) **References Cited**

U.S. PATENT DOCUMENTS

D477,429 S	*	7/2003	Lin	D26/28
D483,890 S	*	12/2003	Lin	D26/28
D484,259 S	*	12/2003	Horowitz	D26/28
D485,381 S	*	1/2004	Lung	D26/28

OTHER PUBLICATIONS

Brochure of Caldina, Aug. 2001.

Brochure of Estima Hybrid, Jun. 2001.

* cited by examiner

Primary Examiner—Marcus A. Jackson

(74) *Attorney, Agent, or Firm*—Finnegan, Henderson,
Farabow, Garrett & Dunner, L.L.P.

(57) **CLAIM**

The ornamental design for a combination lamp for an
automobile, as shown and described.

DESCRIPTION

FIG. 1 is a right front perspective view of a combination
lamp for an automobile showing my new design, wherein
the broken line and projection outside the peripheral rim on
the lower left forms no part of the claimed design;

FIG. 2 is a front elevational view thereof;

FIG. 3 is a top plan view thereof;


FIG. 4 is a bottom plan view thereof;

FIG. 5 is a right side elevational view thereof;

FIG. 6 is a left side elevational view thereof; and,

FIG. 7 is a rear elevational view thereof.

1 Claim, 2 Drawing Sheets






FIG. 1

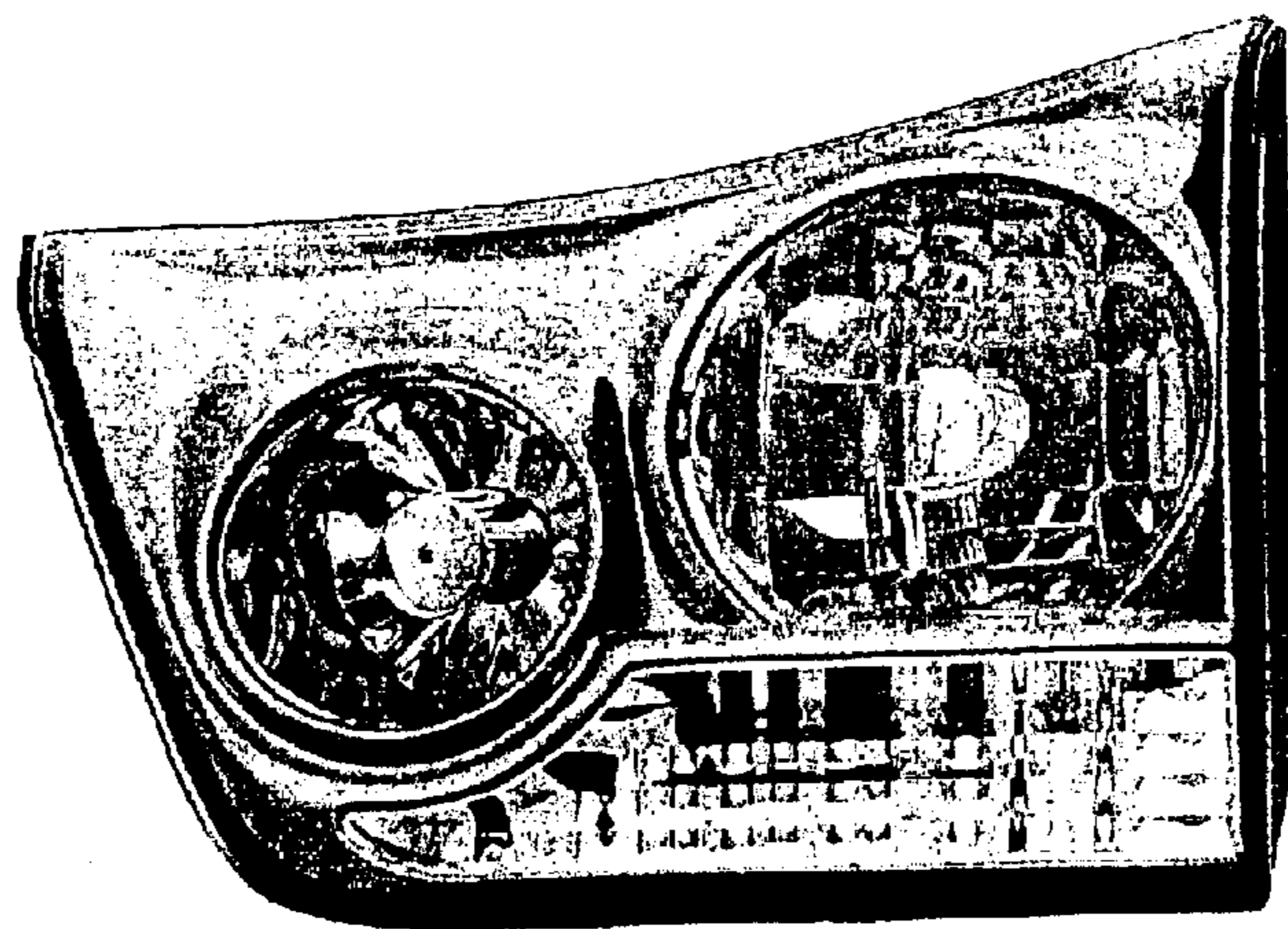


FIG. 2




FIG. 3




FIG. 4




FIG. 5



FIG. 6




FIG. 7