

US00D498547S

(12) **United States Design Patent**  
**Leung et al.**

(10) **Patent No.:** **US D498,547 S**

(45) **Date of Patent:** **\*\* Nov. 16, 2004**

(54) **LAMP**

D471,653 S \* 3/2003 Lin et al. .... D26/3  
D479,344 S \* 9/2003 Kakuno et al. .... D26/3  
D488,874 S \* 4/2004 Li ..... D26/3

(76) Inventors: **Benson Chung-Pun Leung**, Unit 901,  
53-57 Kwai Fung Crescent, Kwai  
Chung, New Territories (HK); **Ambrose  
Shing-Yin Leung**, Unit 901, 53-57  
Kwai Fung Crescent, Kwai Chung, New  
Territories (HK)

\* cited by examiner

*Primary Examiner*—Marcus A. Jackson  
(74) *Attorney, Agent, or Firm*—Wallenstein Wagner &  
Rockey, Ltd.

(\*\*) **Term:** **14 Years**

(57) **CLAIM**

(21) **Appl. No.:** **29/202,440**

We claim the ornamental design for lamp, as shown and  
described.

(22) **Filed:** **Mar. 31, 2004**

**DESCRIPTION**

(51) **LOC (7) Cl.** ..... **26-04**

FIG. 1 is a perspective view of a lamp according to the new  
design.

(52) **U.S. Cl.** ..... **D26/3**

FIG. 2 is a front view of the lamp shown in FIG. 1.

(58) **Field of Search** ..... D26/1-4; 313/313,

FIG. 3 is a side view of the lamp shown in FIG. 1.

313/315, 318, 493; 315/52, 53, 56, 57,

FIG. 4 is a top view of the lamp shown in FIG. 1; and,

58, 324; 362/216

FIG. 5 is a bottom view of the lamp shown in FIG. 1.

Features shown in broken lines in the drawings are not part  
of the claim.

(56) **References Cited**

**U.S. PATENT DOCUMENTS**

D429,348 S \* 8/2000 Holzer ..... D26/3

**1 Claim, 2 Drawing Sheets**

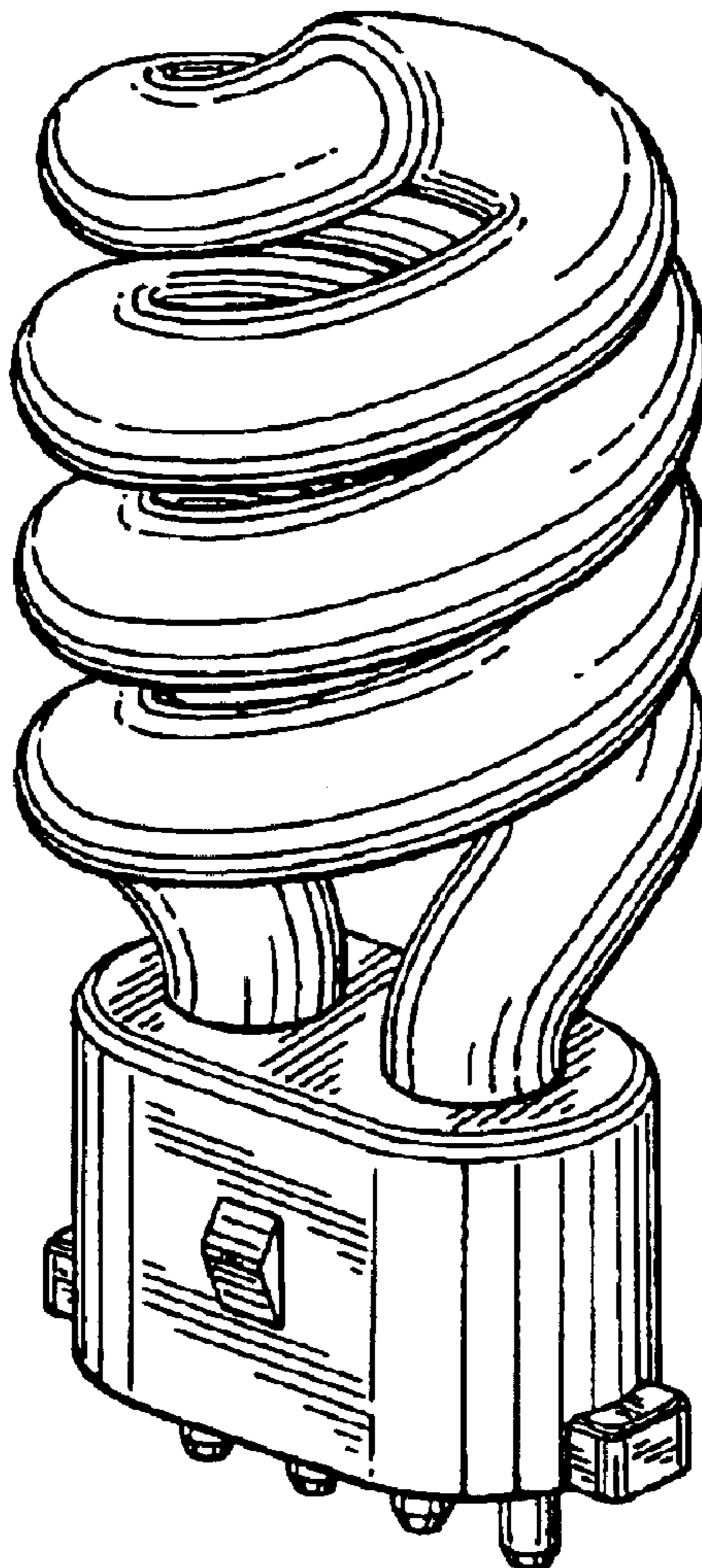


FIG. 1




FIG. 2

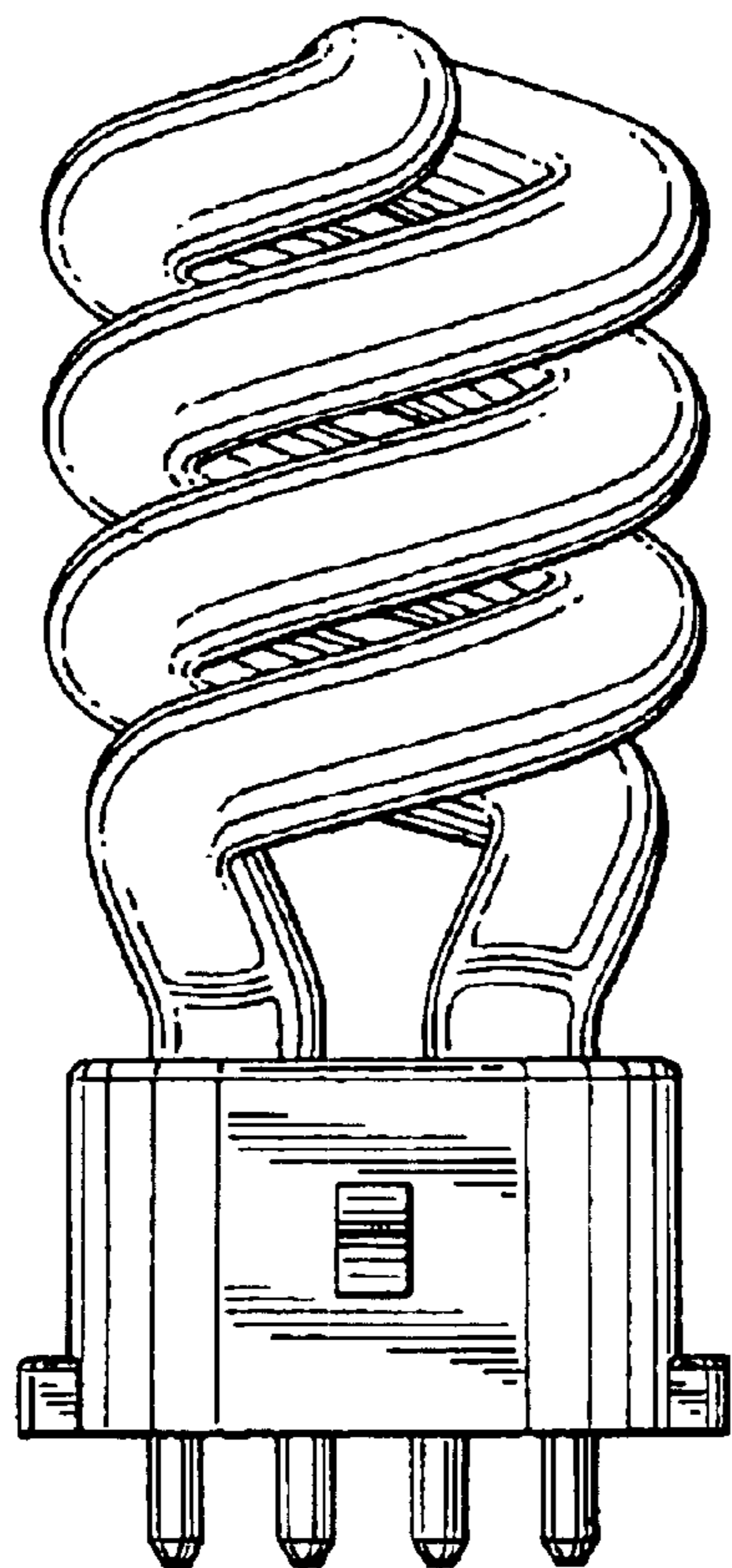


FIG. 3

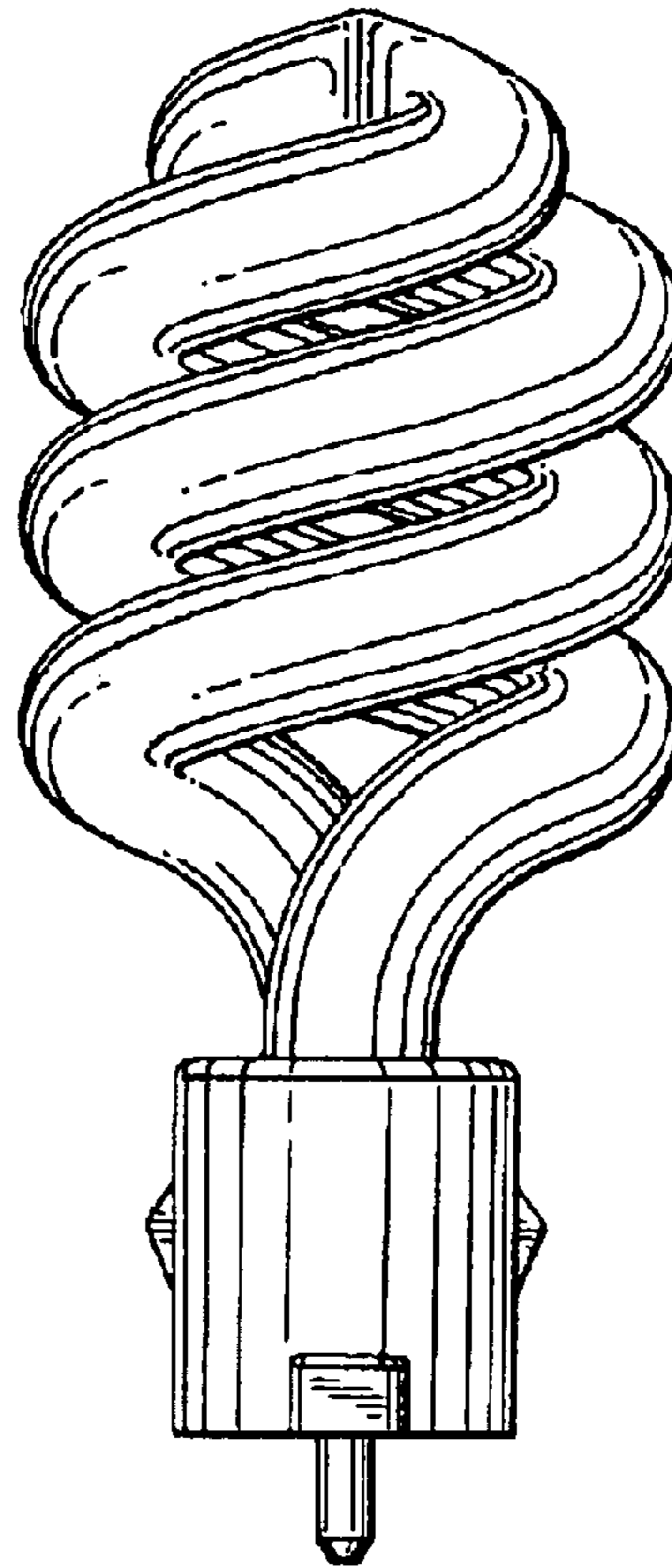


FIG. 4




FIG. 5

