



US00D498544S

(12) **United States Design Patent**  
**Mignone**

(10) **Patent No.:** **US D498,544 S**

(45) **Date of Patent:** **\*\* Nov. 16, 2004**

(54) **POOL COPING BRICK**

4,510,724 A \* 4/1985 Magnuson ..... D25/113

(76) **Inventor:** **Mirta Mignone**, 2032 Talwood La.,  
Port St. Lucie, FL (US) 34952

\* cited by examiner

*Primary Examiner*—Robert A. Delehanty

(74) *Attorney, Agent, or Firm*—Robert M. Downey, P.A.

(\*\*) **Term:** **14 Years**

(57) **CLAIM**

(21) **Appl. No.:** **29/189,391**

The ornamental design for a pool coping brick, as shown and described.

(22) **Filed:** **Sep. 4, 2003**

(51) **LOC (7) Cl.** ..... **25-01**

**DESCRIPTION**

(52) **U.S. Cl.** ..... **D25/113**

(58) **Field of Search** ..... D25/113–118,  
D25/164; D21/484–486; 405/16, 284; 404/27–31,  
34; 52/596, 600, 612

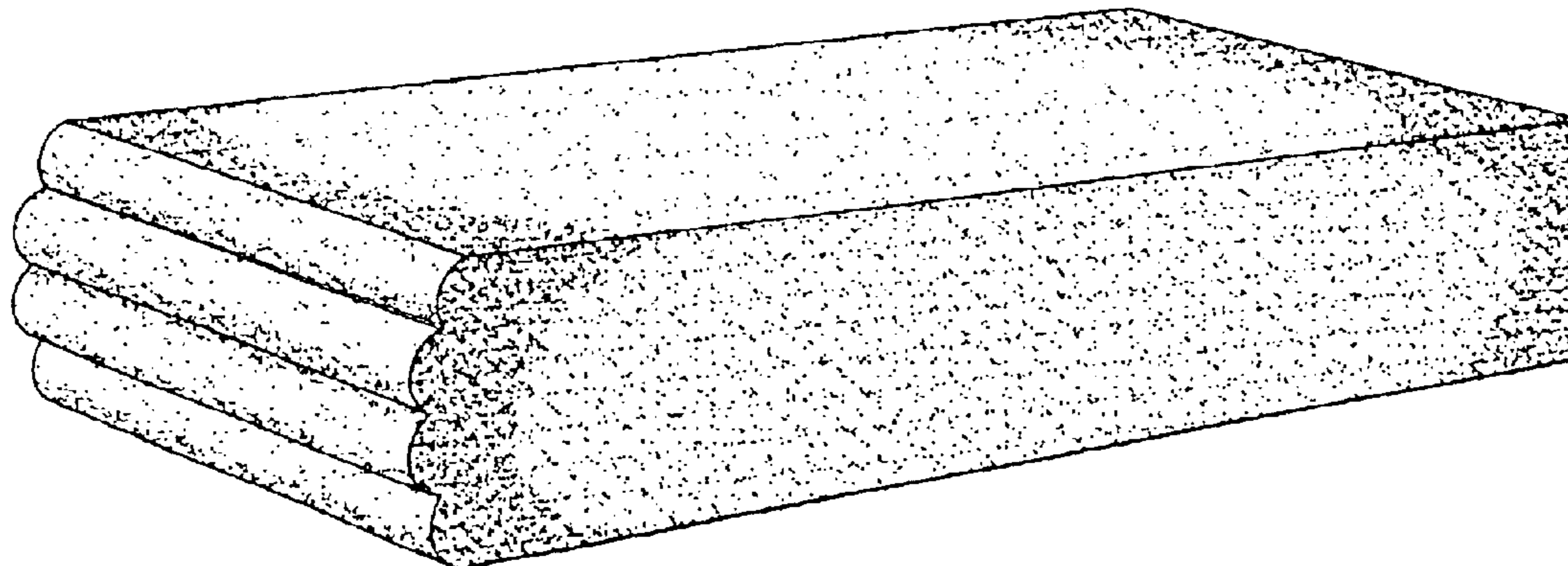
FIG. 1 is a front, top perspective view of the pool coping brick showing my new design;  
FIG. 2 is a top plan view thereof, the bottom plan view being identical;  
FIG. 3 is a right side elevational view thereof, the opposite left side elevational view being identical;  
FIG. 4 is a front elevational view thereof; and,  
FIG. 5 is a rear elevational view thereof.

(56) **References Cited**

**U.S. PATENT DOCUMENTS**

- 263,914 A \* 9/1882 Kern ..... D25/113
- 346,209 A \* 7/1886 Mankey ..... D25/113
- D275,996 S \* 10/1984 Rassias et al. .... D25/116

**1 Claim, 1 Drawing Sheet**



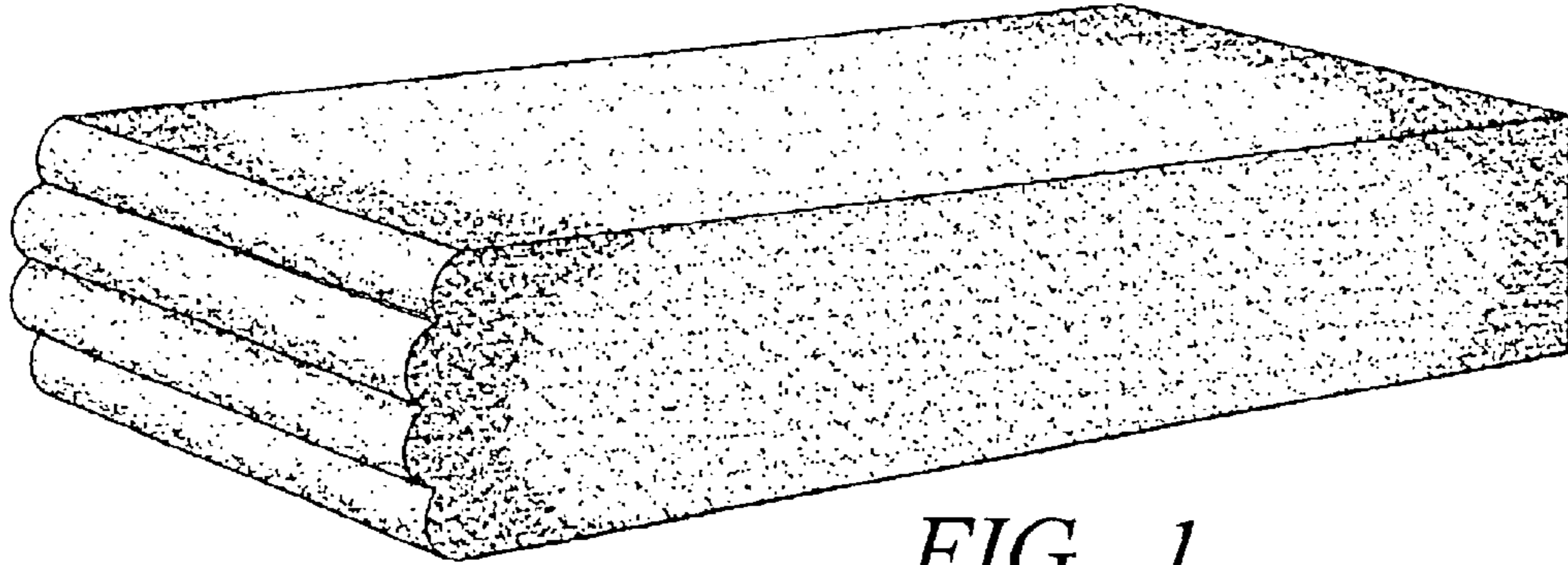


FIG. 1




FIG. 2




FIG. 3




FIG. 4




FIG. 5