

US00D498526S

(12) **United States Design Patent**
Emrich

(10) **Patent No.:** **US D498,526 S**

(45) **Date of Patent:** **** Nov. 16, 2004**

(54) **DIFFUSER**

(75) **Inventor:** **Ronni Lynn Emrich**, Norridge, IL (US)

(73) **Assignee:** **Candle Corporation of America**, Des Plaines, IL (US)

(**) **Term:** **14 Years**

(21) **Appl. No.:** **29/185,694**

(22) **Filed:** **Jul. 1, 2003**

(51) **LOC (7) Cl.** **23-04**

(52) **U.S. Cl.** **D23/366**

(58) **Field of Search** D23/366-369;
261/DIG. 65

(56) **References Cited**

U.S. PATENT DOCUMENTS

D332,488 S	1/1993	Martin	D23/367
D345,789 S	4/1994	Martin	D23/367
D346,207 S	4/1994	Martin	D23/367
D359,346 S	6/1995	Martin	D23/366
D364,450 S	11/1995	Kearnes		
D365,390 S	12/1995	King	D23/367
D379,651 S	6/1997	Rondeau		
D379,652 S	6/1997	Okamoto		
D381,444 S	7/1997	Yuen		
5,647,053 A	7/1997	Schroeder et al.	392/390
D390,941 S	2/1998	Cessaroni et al.		
D393,063 S	3/1998	Wefler	D23/363
5,725,152 A	3/1998	Akyu		
D395,529 S	6/1998	Yuen		
D400,662 S	11/1998	Davis		
D411,881 S	* 7/1999	Weick	D23/366
D422,350 S	4/2000	Wu		
6,104,867 A	8/2000	Stathakis et al.	392/403
D430,659 S	9/2000	Zaragoza et al.		
D433,521 S	11/2000	Jaworski	D26/26
D435,895 S	1/2001	Davis	D23/366
D440,291 S	4/2001	Wolpert et al.	D23/360
D441,468 S	5/2001	Bing	D26/26
D447,550 S	9/2001	Basaganas	D23/366

D458,359 S	* 6/2002	Blanchette	D23/366
D462,755 S	9/2002	Basaganas Millan		
6,446,583 B2	9/2002	Vieira	122/366
D464,416 S	10/2002	Von Dohlen et al.		
D466,205 S	11/2002	Garcia		
D469,862 S	2/2003	Cruver, IV et al.		
D471,267 S	3/2003	Ahn et al.		
D477,065 S	7/2003	Lonczak et al.		
D477,067 S	7/2003	Lonczak et al.		
D484,583 S	* 12/2003	Hunt et al.	D23/360
D485,607 S	* 1/2004	Wu	D23/366
D487,308 S	* 3/2004	Engerant	D23/366

FOREIGN PATENT DOCUMENTS

WO WO 00/76292 12/2000

OTHER PUBLICATIONS

Ambi-Pur Diffuser, Copied from advertisement on Internet on Apr. 16, 2002 (1 page).

* cited by examiner

Primary Examiner—Lisa Lichtenstein

(74) *Attorney, Agent, or Firm*—Marshall, Gerstein & Borun LLP

(57) **CLAIM**

The ornamental design for a “diffuser,” as shown and described.

DESCRIPTION

FIG. 1 is a left side perspective view taken from the front and side of a diffuser, showing my new design;
FIG. 2 is a front view thereof;
FIG. 3 is a left side elevational view thereof;
FIG. 4 is a right side elevational view thereof;
FIG. 5 is a top plan view thereof;
FIG. 6 is a bottom plan view thereof; and,
FIG. 7 is a rear view thereof.

The broken line showing an electric vaporizer is for illustrative purposes only and forms no part of the claimed design.

1 Claim, 2 Drawing Sheets

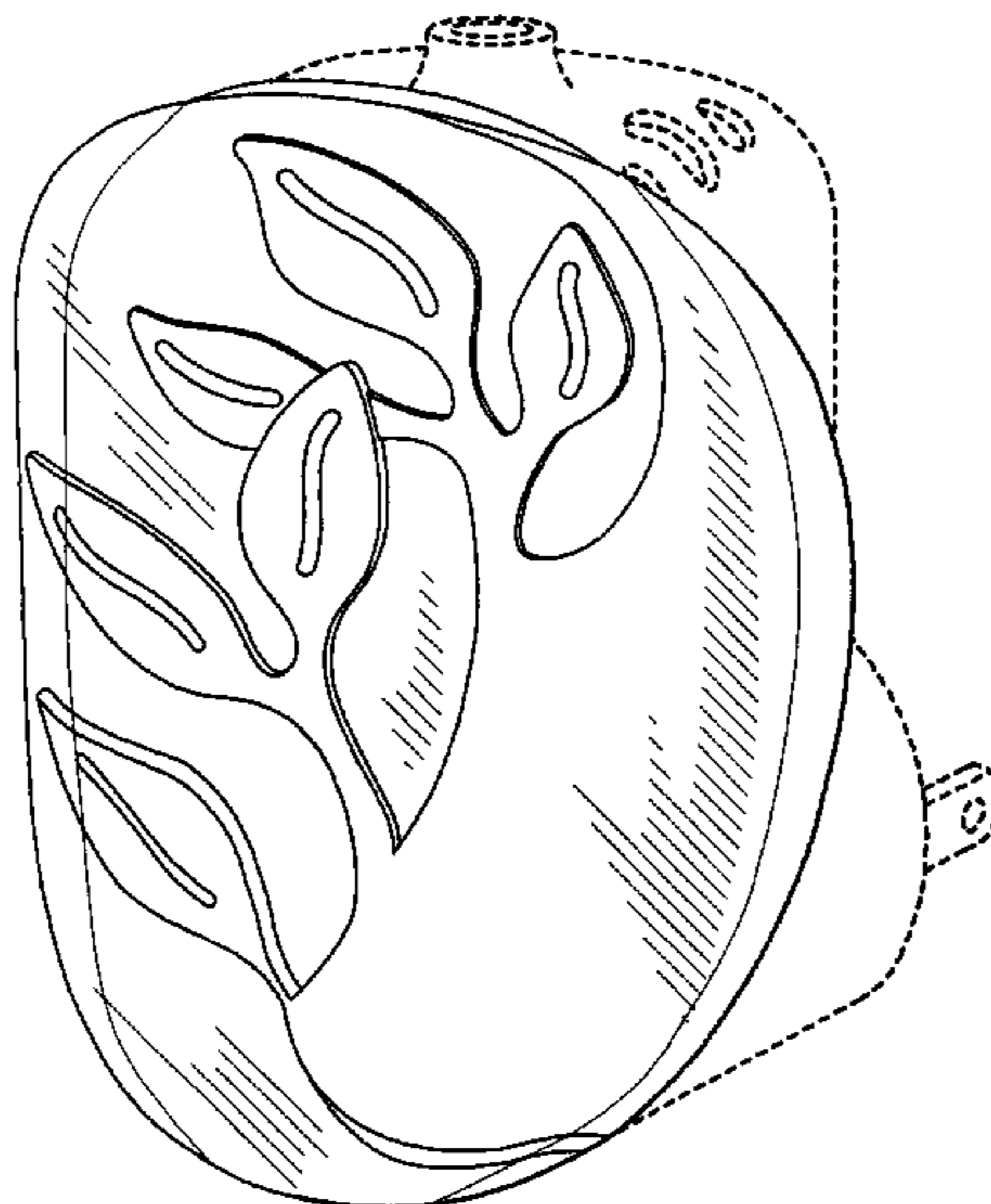




FIG. 1

FIG. 2

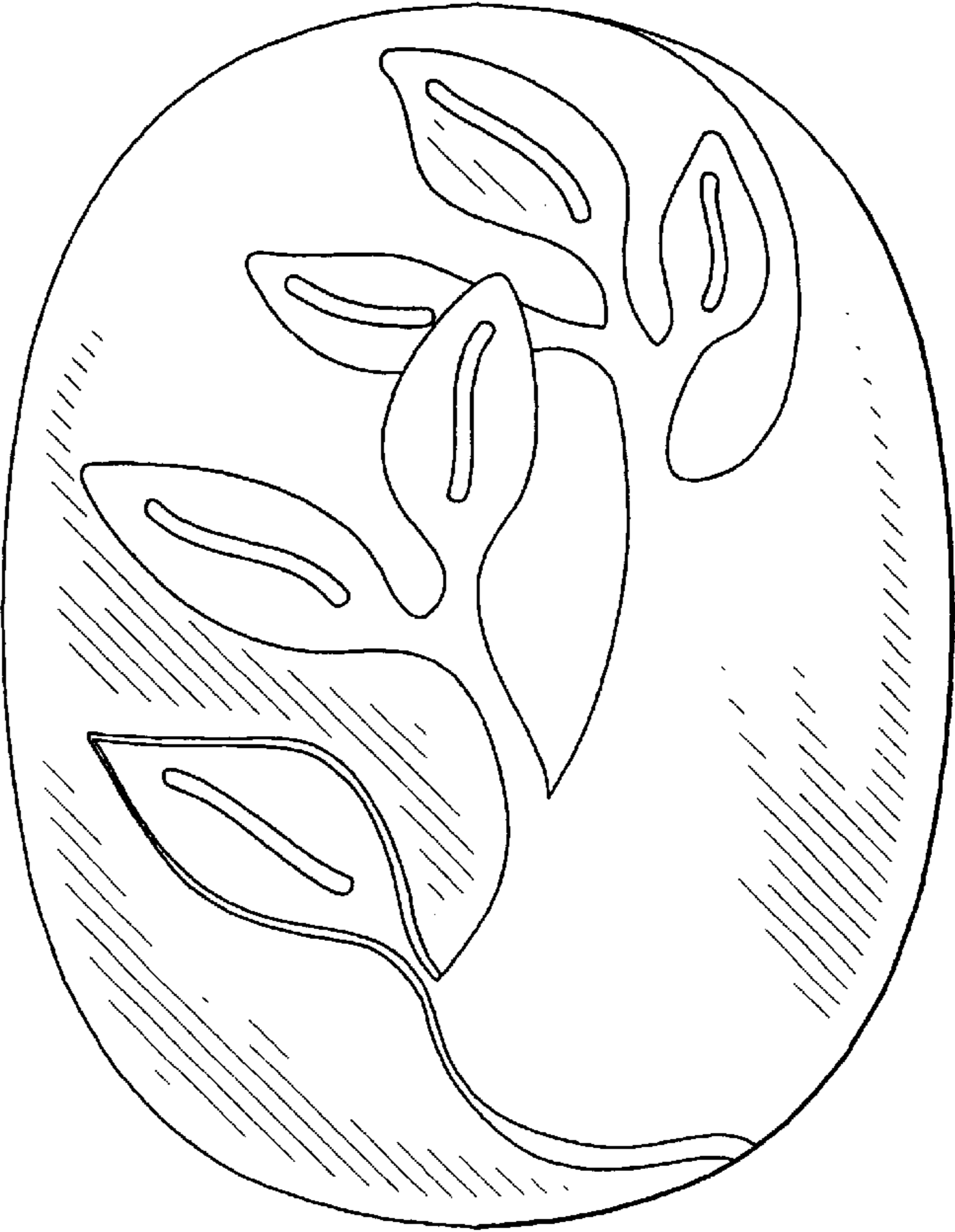


FIG. 3

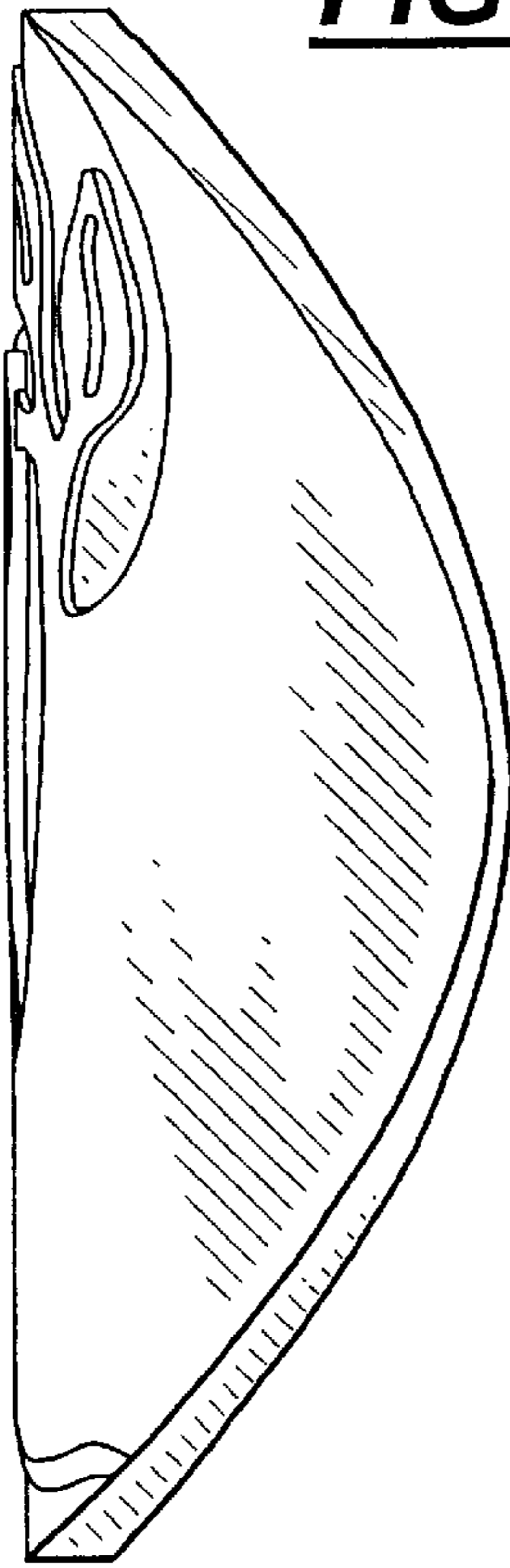


FIG. 5

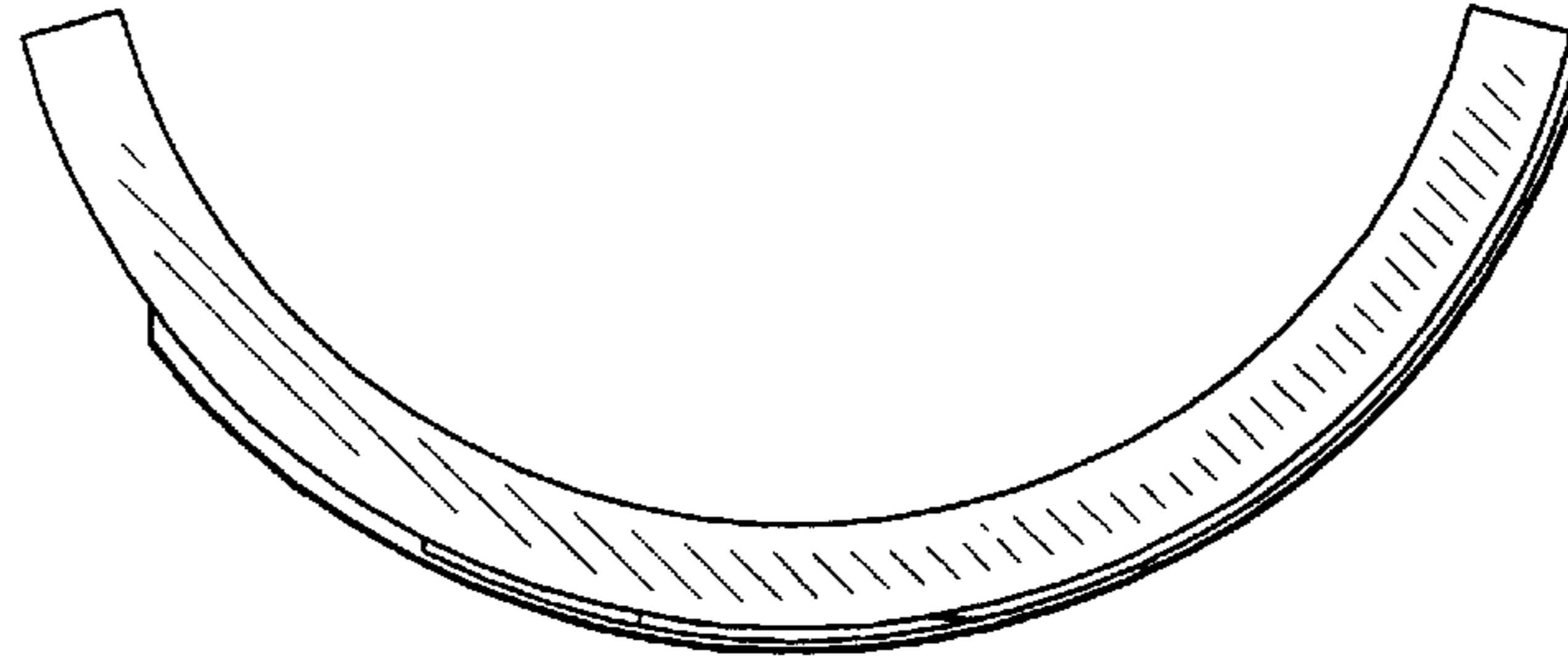


FIG. 6

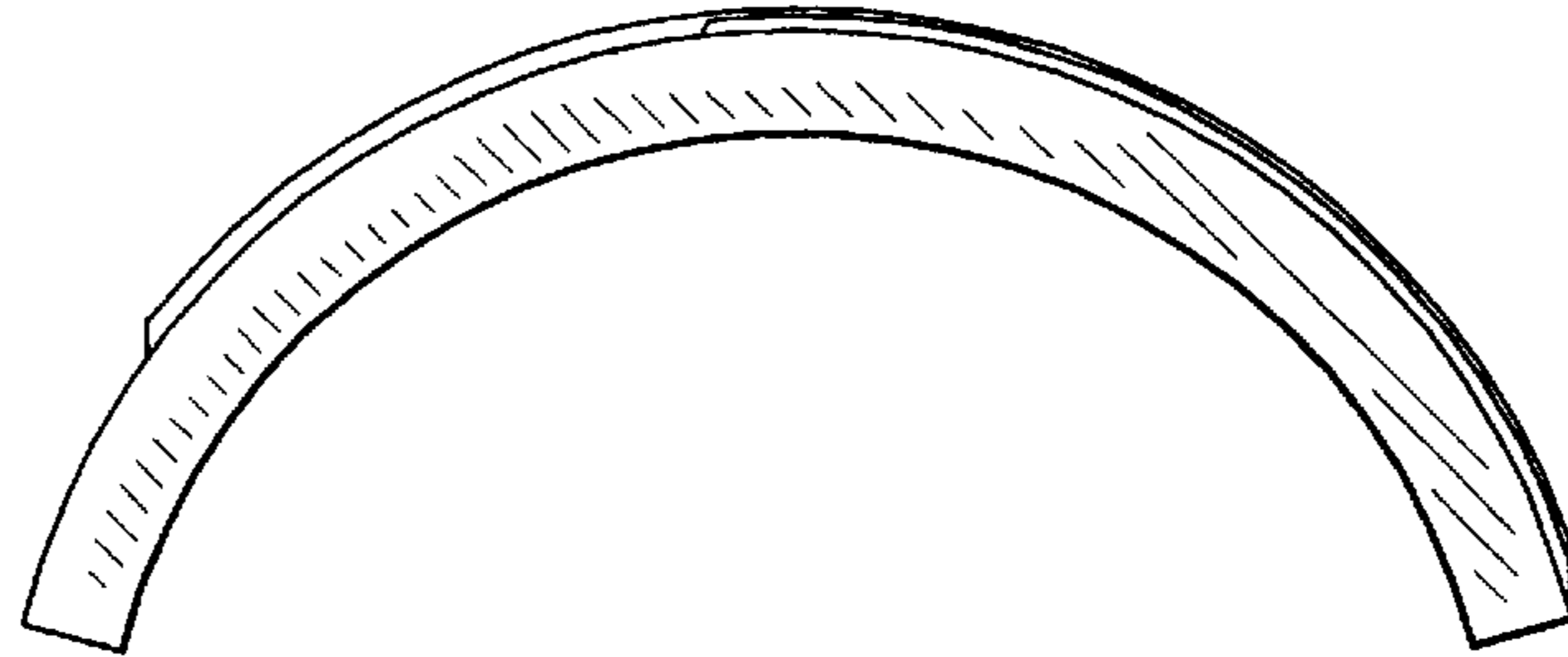


FIG. 4

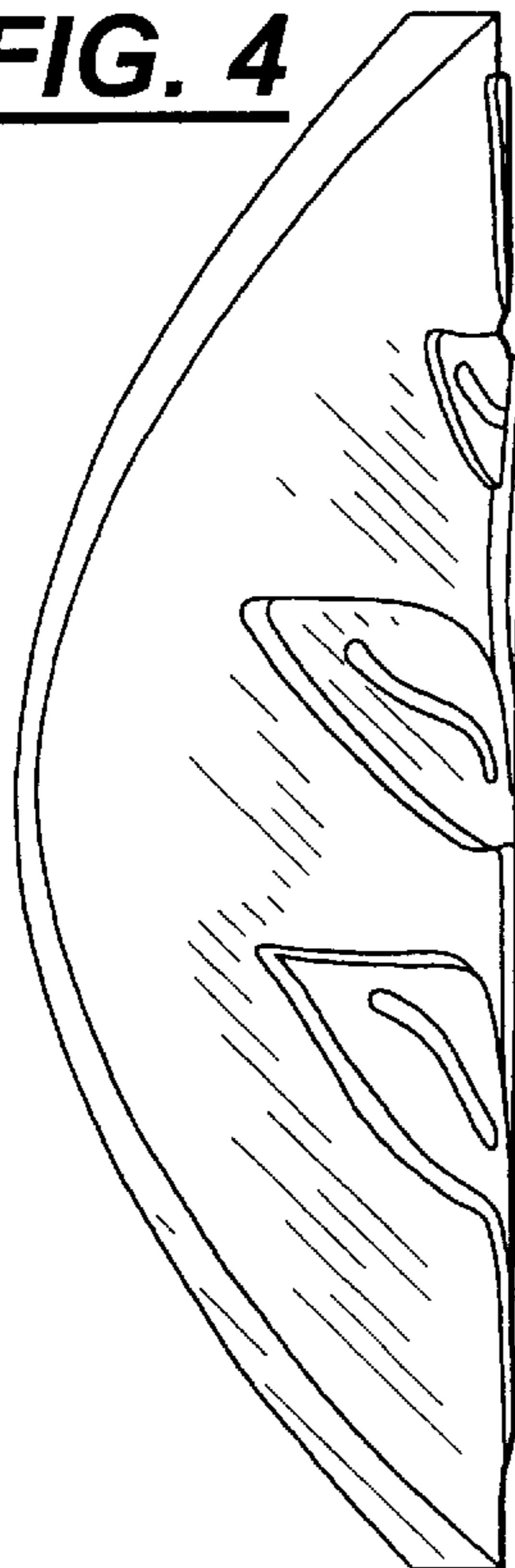


FIG. 7

