



US00D498524S

(12) **United States Design Patent**
Morillas

(10) **Patent No.:** **US D498,524 S**

(45) **Date of Patent:** **** Nov. 16, 2004**

(54) **AIR FRESHENER DEVICE**

(75) **Inventor:** **Lluis Morillas, Barcelona (ES)**

(73) **Assignee:** **Reckitt Benckiser (UK) Limited, Slough (GB)**

(**) **Term:** **14 Years**

(21) **Appl. No.:** **29/177,709**

(22) **Filed:** **Mar. 14, 2003**

(30) **Foreign Application Priority Data**

Sep. 16, 2002 (GB) 3007046

(51) **LOC (7) Cl.** **23-04**

(52) **U.S. Cl.** **D23/366**

(58) **Field of Search** D23/366-369;
261/DIG. 65; 239/53-60, 34; 422/122,
305

(56) **References Cited**

U.S. PATENT DOCUMENTS

D431,075 S * 9/2000 Barraclough D23/366
D441,441 S * 5/2001 Upton D23/366
D487,308 S * 3/2004 Engerant D23/366

* cited by examiner

Primary Examiner—Lisa Lichtenstein

(74) *Attorney, Agent, or Firm*—Norris McLaughlin & Marcus PA

(57) **CLAIM**

The ornamental design for an air freshener device, as shown and described.

DESCRIPTION

FIG. 1 is a side perspective view of a face of the air freshener device.

FIG. 2 is a side perspective view of a face of the air freshener device.

FIG. 3 is a plan view of the face of the air freshener device depicted on FIG. 1.

FIG. 4 is a plan view of the face of the air freshener device depicted on FIG. 2.

FIG. 5 is a plan view of the top of the air freshener device.

FIG. 6 is plan view of the bottom of the air freshener device.

FIG. 7 is a plan view of one side of the air freshener device; and,

FIG. 8 is a plan view of a side of the air freshener device.

1 Claim, 2 Drawing Sheets

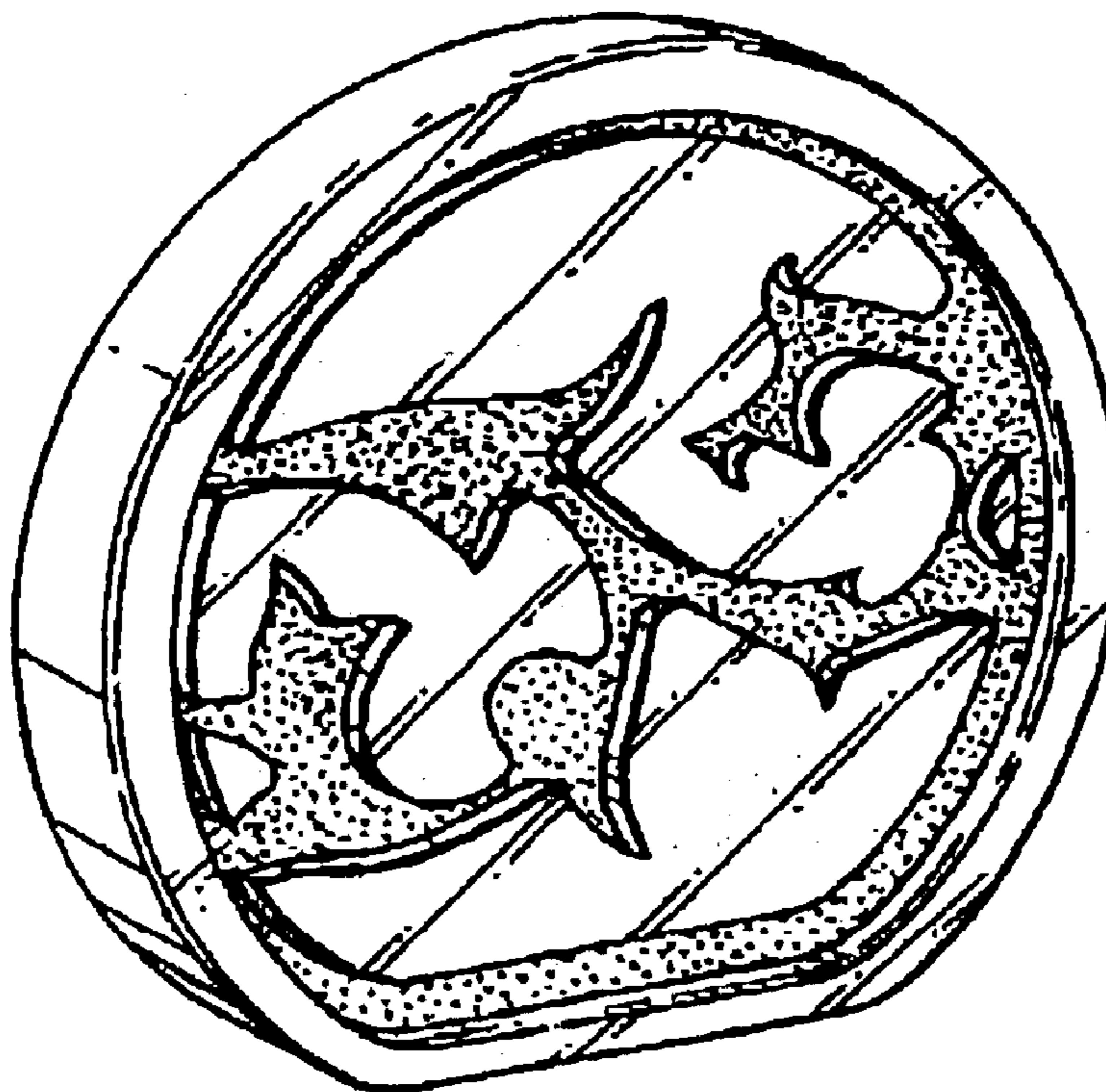




Fig. 1.



Fig. 2.



Fig. 3.



Fig. 4.

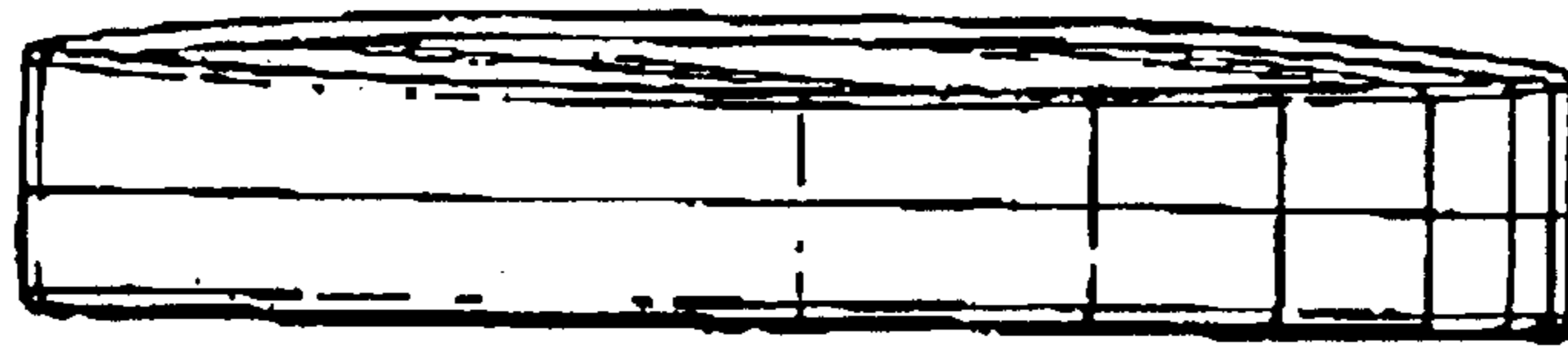


Fig. 5.

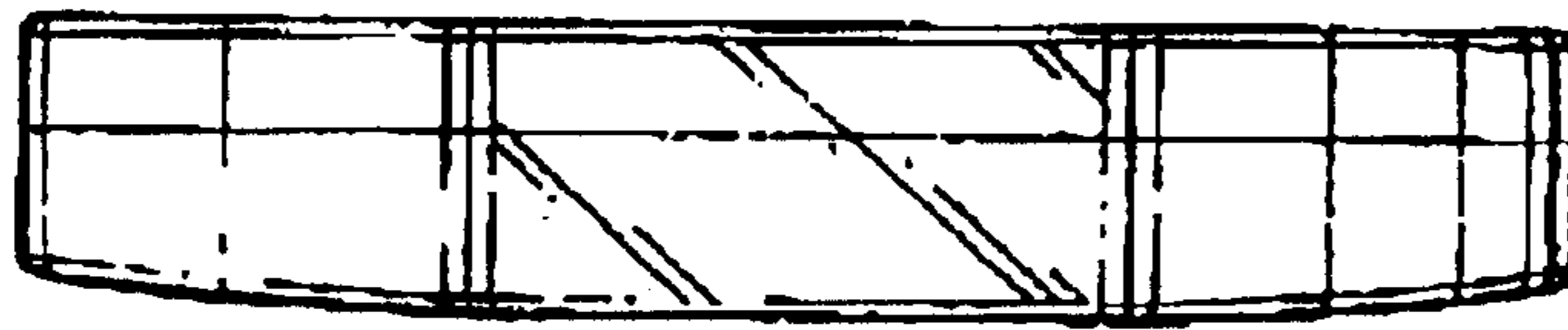


Fig. 6.

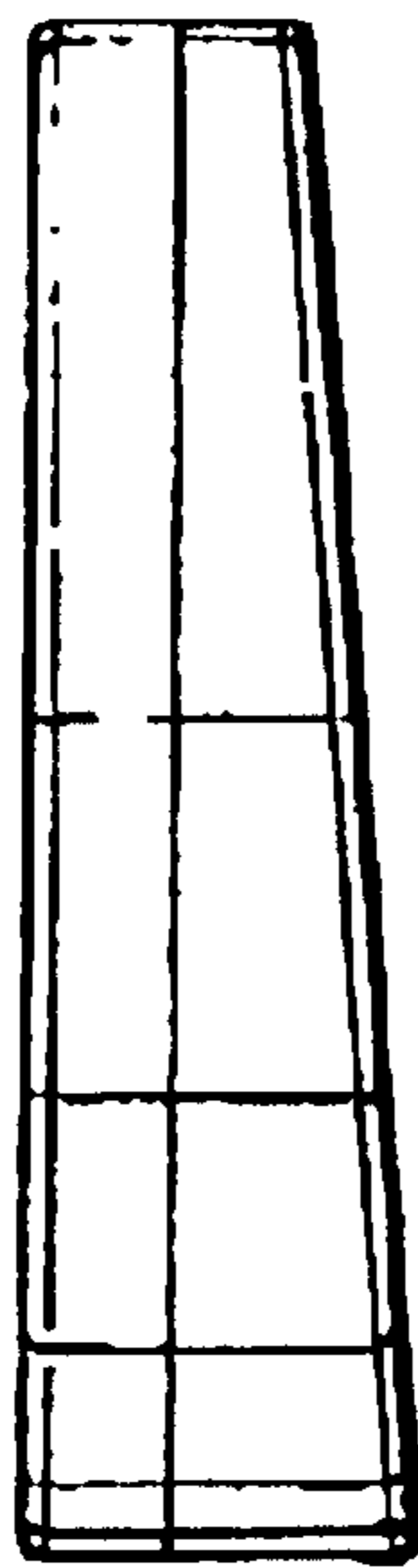


Fig. 7.



Fig. 8.