

US00D498523S

(12) **United States Design Patent**
Davis

(10) **Patent No.:** **US D498,523 S**
(45) **Date of Patent:** **** Nov. 16, 2004**

(54) **OUTDOOR FIREPLACE WITH CURVED BACK SURFACE**

D427,298 S * 6/2000 Maust et al. D23/343
D455,206 S * 4/2002 Davis et al. D23/350

(75) Inventor: **Mark E. Davis**, Midland, GA (US)

* cited by examiner

(73) Assignee: **W.C. Bradley Company**, Columbus, GA (US)

Primary Examiner—Dominic Simone
(74) *Attorney, Agent, or Firm*—James W. Kayden; Thomas, Kayden, Horstemeyer & Risley, LLP

(**) Term: **14 Years**

(57) **CLAIM**

(21) Appl. No.: **29/165,473**

The ornamental design of a outdoor fireplace with curved back surface, as shown and described.

(22) Filed: **Aug. 9, 2002**

DESCRIPTION

(51) **LOC (7) Cl.** **23-03**

(52) **U.S. Cl.** **D23/332; D23/343**

(58) **Field of Search** D23/332, 343,
D23/348, 350; D7/332, 334, 337; 126/500,
519, 540, 544, 543, 548

FIG. 1 is a perspective view showing my new outdoor fireplace with curved back surface;

FIG. 2 is a left side elevational view thereof; the right side elevational view thereof being a mirror image of that which is shown.

FIG. 3 is a front elevational view thereof;

FIG. 4 is a top plan view thereof; the bottom plan not forming any part of the invention; and,

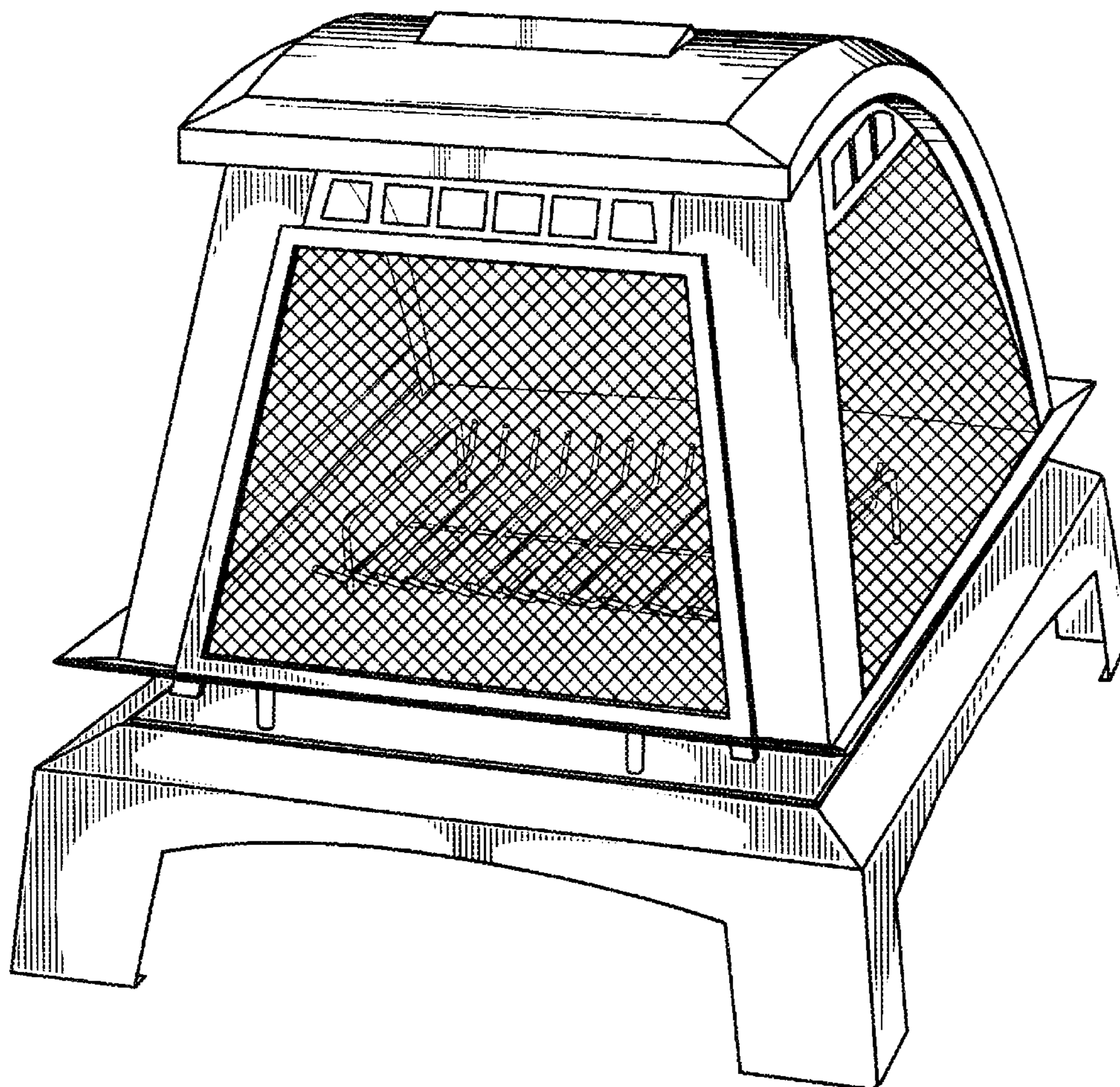
FIG. 5 is a rear elevational view thereof.

(56) **References Cited**

U.S. PATENT DOCUMENTS

D187,770 S * 4/1960 Du Sell D23/350
3,080,862 A * 3/1963 Desagagne D23/343
D234,358 S * 2/1975 Lever D23/350

1 Claim, 3 Drawing Sheets



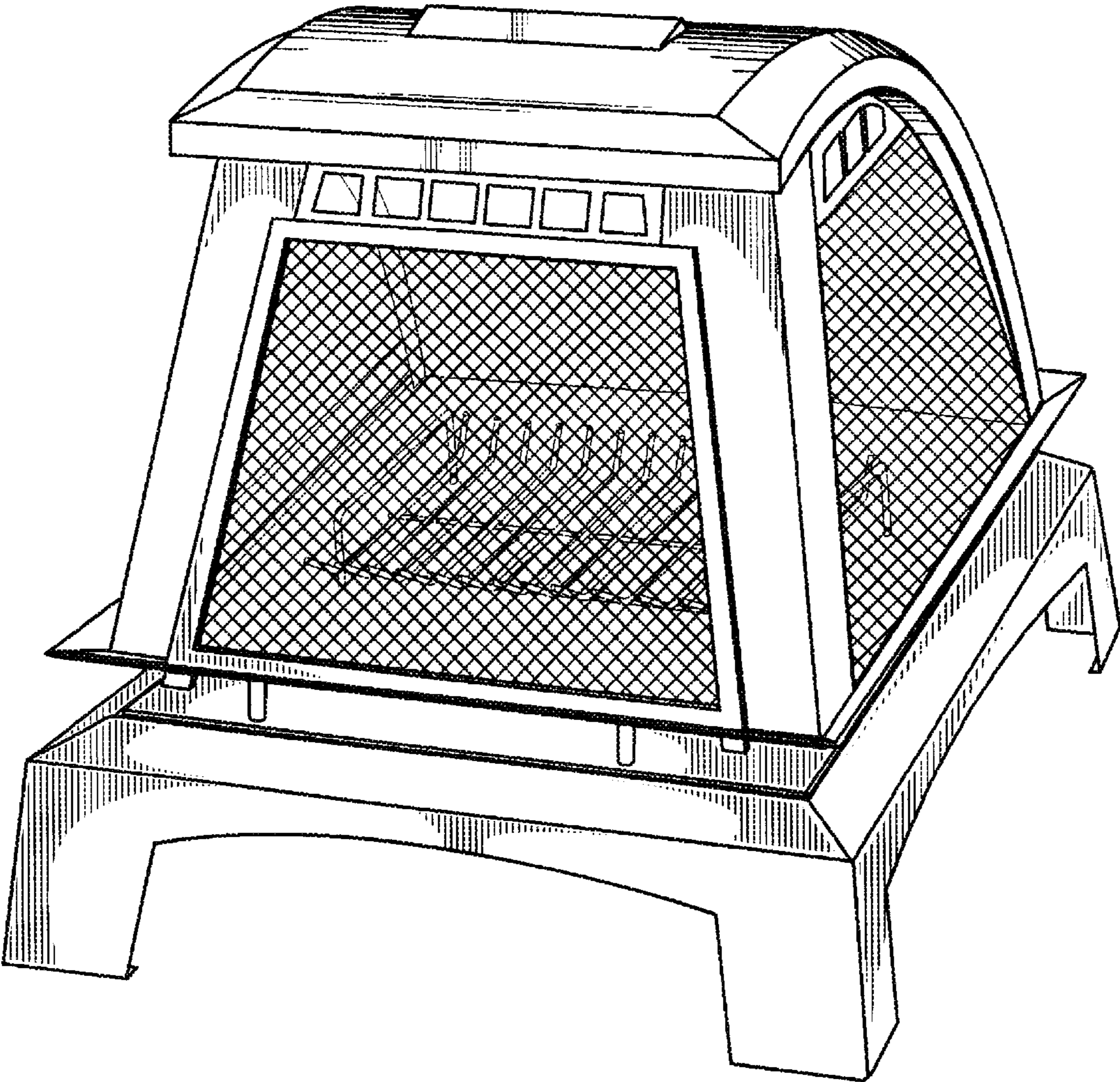


Fig. 1

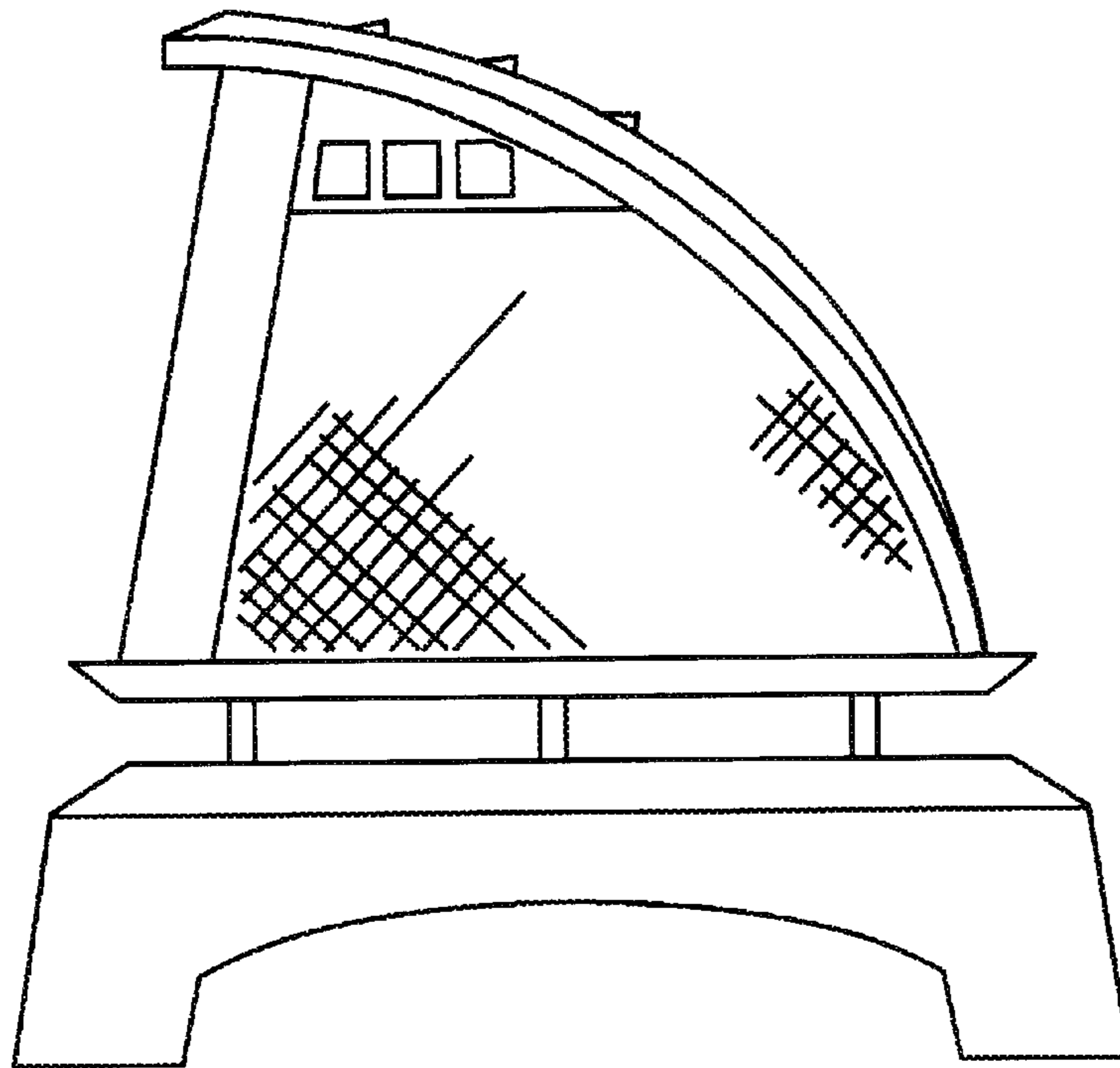


Fig. 2




Fig. 3




Fig. 4

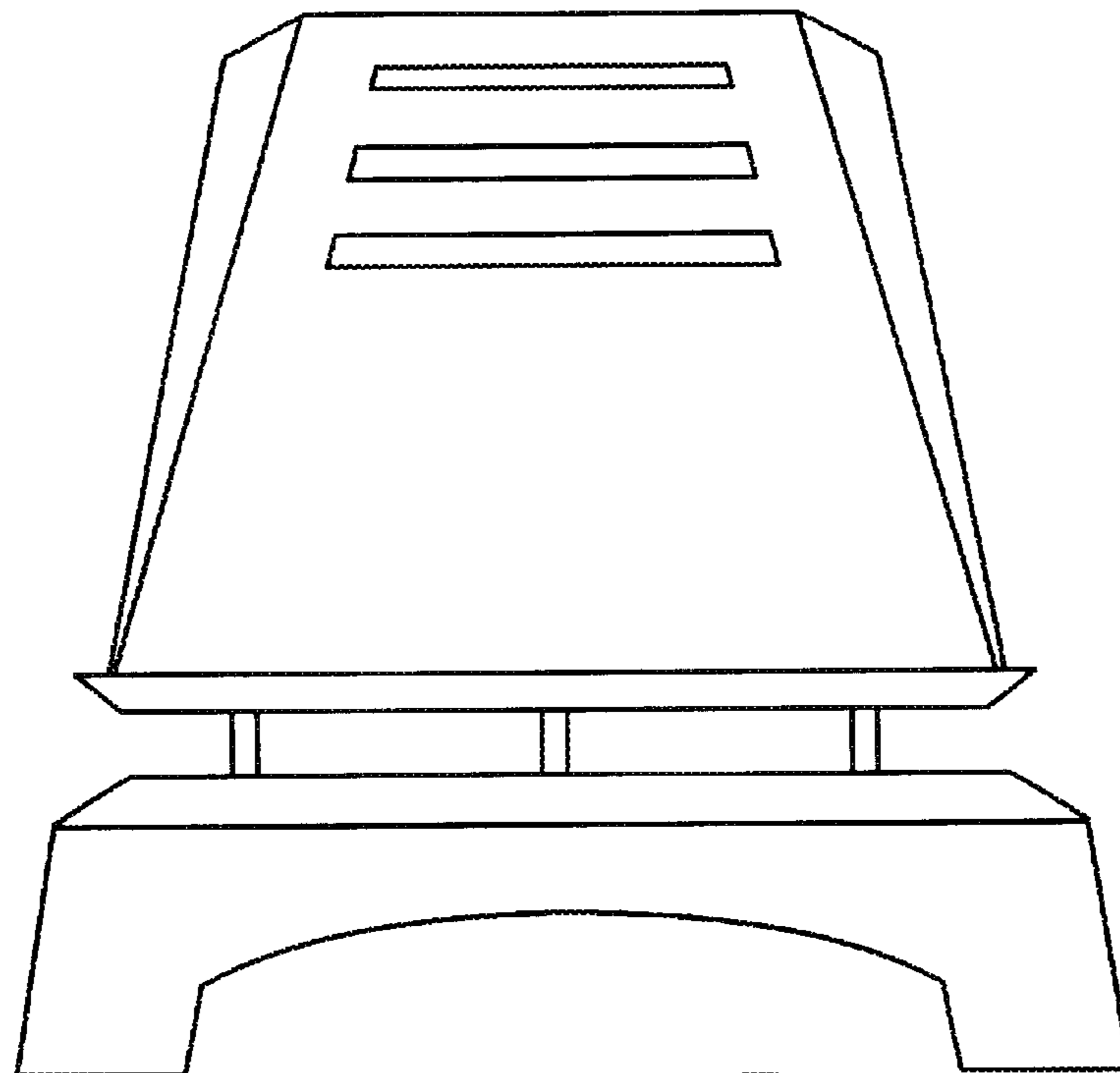


Fig. 5