

US00D498473S

(12) **United States Design Patent**
Sheu

(10) **Patent No.:** **US D498,473 S**

(45) **Date of Patent:** **** Nov. 16, 2004**

(54) **KEY BUTTON ARRANGEMENT**

(75) **Inventor:** **Wei-Jong William Sheu**, Woodland Hills, CA (US)

(73) **Assignee:** **Nokia Corporation**, Espoo (FI)

(**) **Term:** **14 Years**

(21) **Appl. No.:** **29/200,531**

(22) **Filed:** **Mar. 2, 2004**

Related U.S. Application Data

(62) Division of application No. 29/170,247, filed on Nov. 1, 2002, now Pat. No. Des. 491,172.

(51) **LOC (7) Cl.** **14-03**

(52) **U.S. Cl.** **D14/247**

(58) **Field of Search** D14/137, 192, D14/138, 218, 147-148, 247-248, 144, 401, 341-347, 191; 379/433.01-433.13, 419, 434, 428.01-428.04, 420.01-420.04, 440; D10/65, 78; 455/550.1-90.3; D21/517, 329, 331; D13/168; D18/2, 7; 345/168, 169

(56) **References Cited**

U.S. PATENT DOCUMENTS

D287,598 S	1/1987	Moggridge	
D304,939 S	12/1989	Sutoh	
D362,249 S	* 9/1995	Burstedt et al. D14/138
D389,488 S	1/1998	Williams et al.	
D396,472 S	7/1998	Harris et al.	
D402,981 S	12/1998	Galletti et al.	
D409,204 S	5/1999	Vuolteenaho	
D421,611 S	3/2000	Nuovo	
D424,571 S	5/2000	Finkbeiner	
D425,904 S	5/2000	Frye et al.	
D429,240 S	8/2000	Curtis	
D440,561 S	4/2001	Kolinen	
D448,021 S	9/2001	Arbisi et al.	
D448,367 S	9/2001	Johansson	

D451,503 S	12/2001	Langford et al.	
D455,421 S	4/2002	Lee	
D455,737 S	4/2002	Salmi et al.	
D456,391 S	4/2002	Kolinen	
D456,798 S	5/2002	Kolinen	
D457,883 S	5/2002	Sugioka et al.	
D459,324 S	6/2002	Ahlgren	
D459,332 S	6/2002	Peiker	
D459,344 S	6/2002	Vuolteenaho	
D469,757 S	2/2003	Majanen	
D471,184 S	3/2003	Dalby et al.	
D471,903 S	3/2003	Burns et al.	
D471,904 S	3/2003	Majanen	
D475,034 S	* 5/2003	Arbisi et al. D14/138
D475,999 S	6/2003	Pottie et al.	
D476,320 S	6/2003	Arbisi et al.	
D476,648 S	7/2003	Salmi	

(List continued on next page.)

FOREIGN PATENT DOCUMENTS

WO	DM/059367	* 3/2002
WO	DM/063 714	7/2003
WO	DM/065073	* 2/2004

Primary Examiner—Jeffrey Asch

(74) *Attorney, Agent, or Firm*—Banner & Witcoff, Ltd.

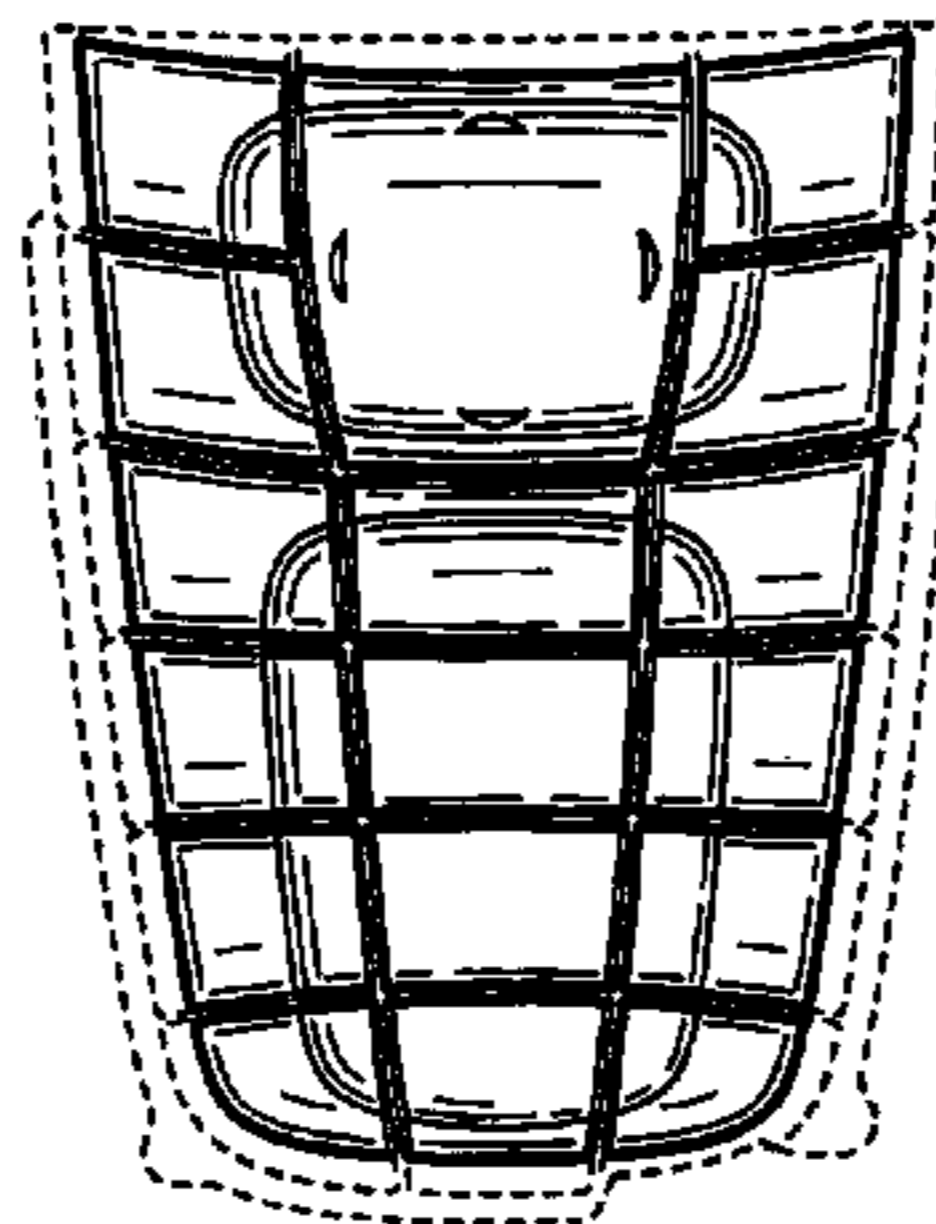

(57) **CLAIM**

The ornamental design for a key button arrangement, as shown and described.

DESCRIPTION

FIG. 1 is a front view of a key button arrangement showing my new design on a handset;
FIG. 2 is a perspective front view thereof;
FIG. 3 is a front view of the claimed key button arrangement on a keypad; and,
FIG. 4 is a perspective front view thereof.
The broken line showing of the remainder of the handset in FIGS. 1 and 2 and the remainder of the keypad in FIGS. 3 and 4 is for illustrative purposes only and forms no part of the claimed design.

1 Claim, 2 Drawing Sheets



US D498,473 S

Page 2

U.S. PATENT DOCUMENTS

D476,983 S	7/2003	Salmi	
D476,984 S	* 7/2003	Salmi	D14/247
D484,477 S	* 12/2003	Salmi	D14/138
D484,873 S	* 1/2004	Salmi	D14/247
D485,246 S	* 1/2004	Johansson et al.	D14/138
D487,438 S	* 3/2004	Sheu	D14/138
D487,572 S	* 3/2004	Munstermann	D14/138
D488,143 S	* 4/2004	Ting et al.	D14/138
D489,060 S	* 4/2004	Liao et al.	D14/247
D490,073 S	* 5/2004	Langford	D14/247
D490,390 S	* 5/2004	Johansson	D14/138
D490,792 S	* 6/2004	Lee	D14/138
D491,172 S	* 6/2004	Sheu	D14/247
D491,545 S	* 6/2004	Widiaman et al.	D14/138
D491,930 S	* 6/2004	Widiaman	D14/247
2003/0038787	A1	2/2003	Nishiyama
2003/0083021	A1	5/2003	Hsu et al.

* cited by examiner

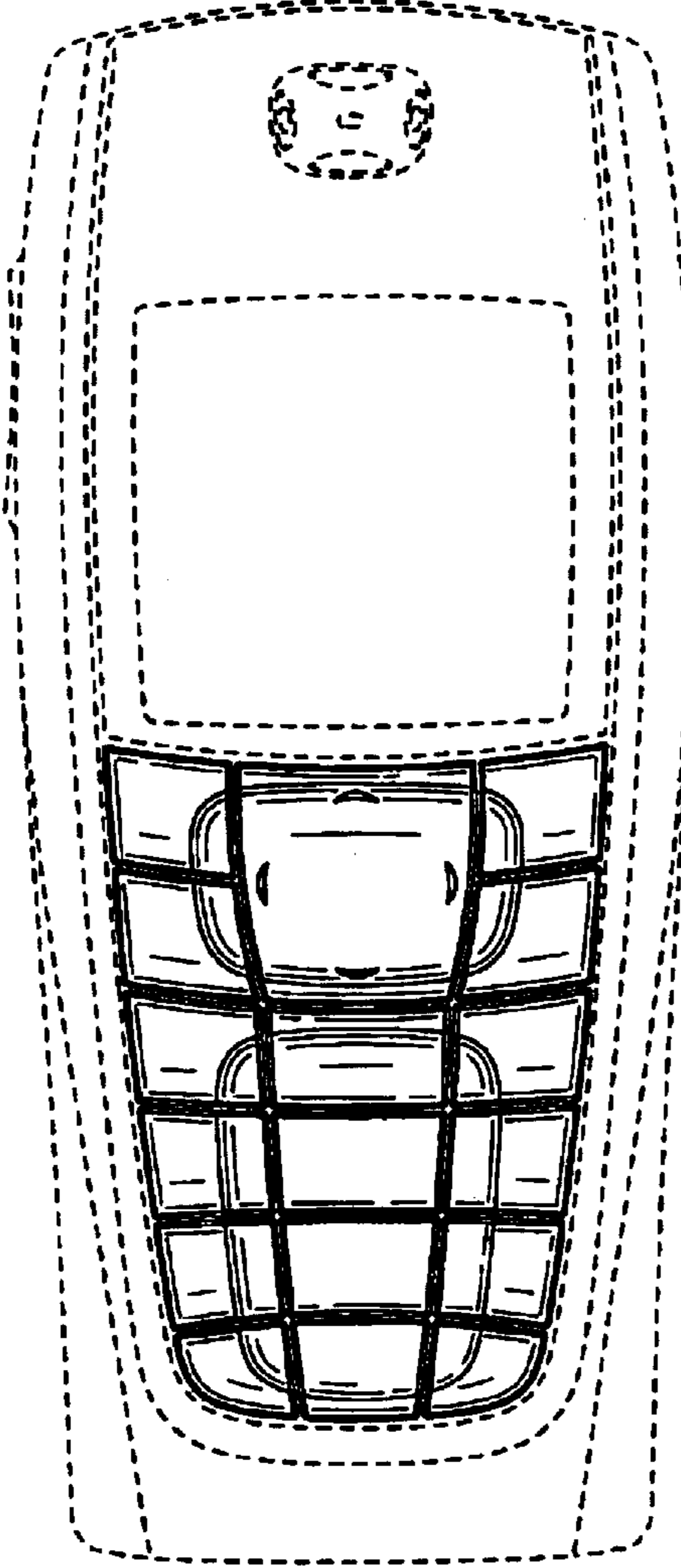


FIG. 1

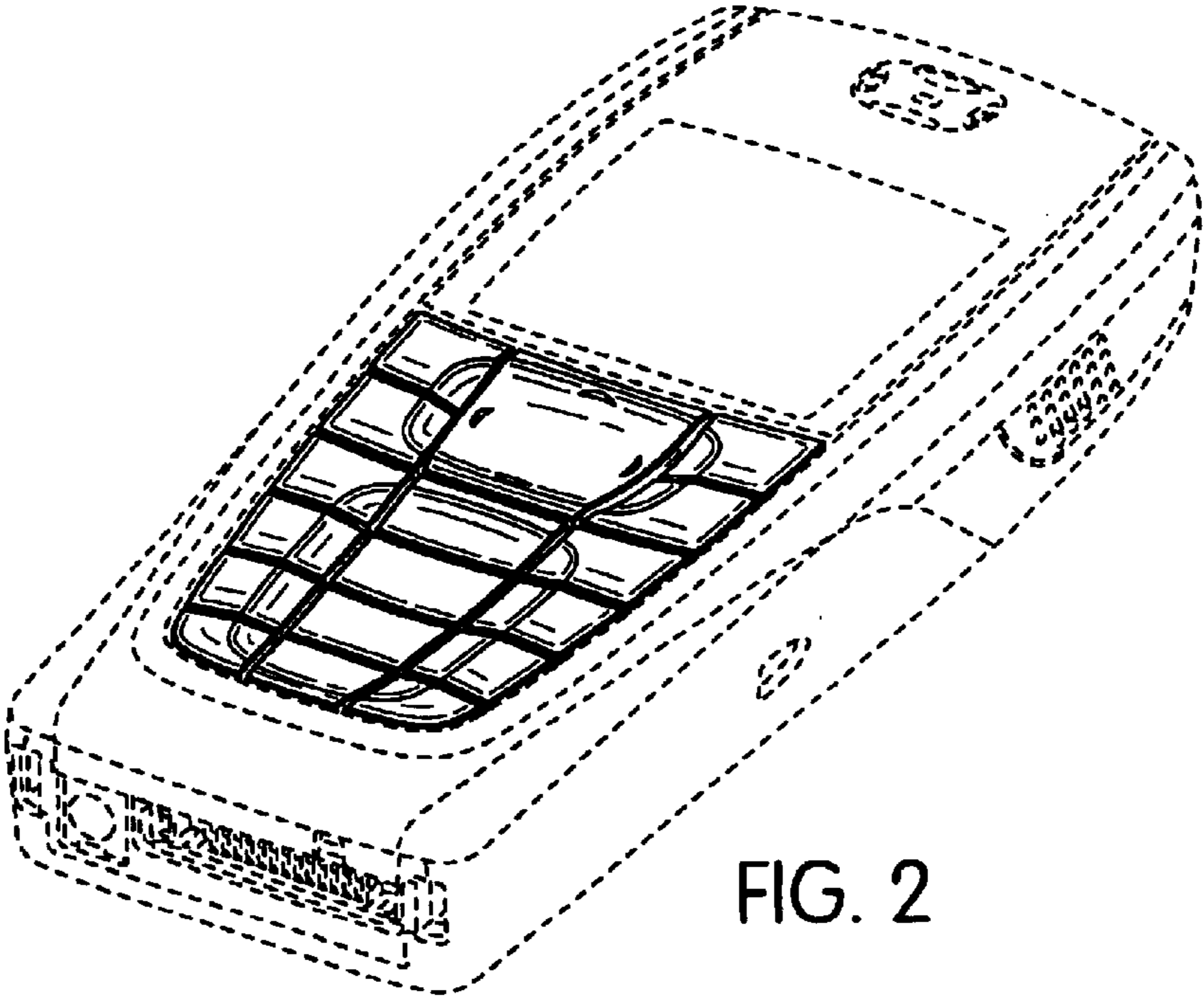


FIG. 2

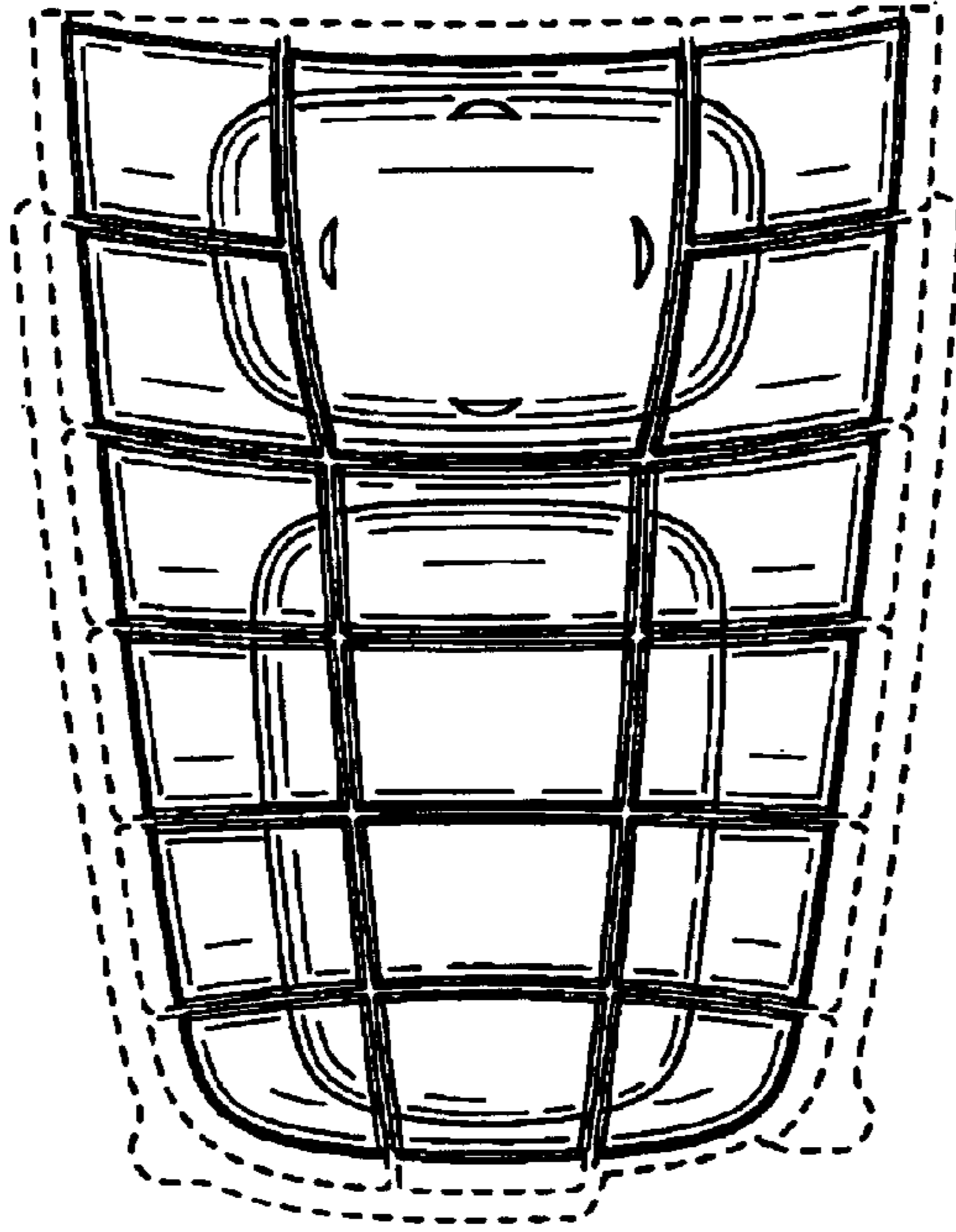


FIG 3




FIG 4