

US00D498471S

(12) **United States Design Patent**  
**Solland et al.**

(10) **Patent No.:** **US D498,471 S**

(45) **Date of Patent:** **\*\* Nov. 16, 2004**

(54) **PORTABLE LOUDSPEAKER**

(75) Inventors: **Kurt Solland**, Westlake Village, CA (US); **Nick Murrells**, Pasadena, CA (US); **Robert Tang**, San Gabriel, CA (US); **Glen Walters**, Moorpark, CA (US); **Sargam Patel**, West Hollywood, CA (US)

(73) Assignee: **Harman International Industries, Incorporated**, Northridge, CA (US)

(\*\*) Term: **14 Years**

(21) Appl. No.: **29/195,900**

(22) Filed: **Dec. 19, 2003**

**Related U.S. Application Data**

(63) Continuation-in-part of application No. 29/183,708, filed on Jun. 17, 2003, now abandoned.

(51) **LOC (7) Cl.** ..... **14-01**

(52) **U.S. Cl.** ..... **D14/215**

(58) **Field of Search** ..... D14/204, 207, D14/209-216, 356; 181/143-144, 147-148, 150-157, 198-199, 151, 153; 381/300-302, 306, 333, 345, 361-364, 386-388

(56) **References Cited**

**U.S. PATENT DOCUMENTS**

D282,540 S \* 2/1986 Clason ..... D14/214

D324,389 S \* 3/1992 Kamata ..... D14/215  
5,546,468 A \* 8/1996 Beard ..... 381/86  
D412,505 S \* 8/1999 Matsuoka ..... D14/213  
D417,668 S \* 12/1999 Tanaka ..... D14/214  
D469,754 S \* 2/2003 Lewis ..... D14/215

\* cited by examiner

*Primary Examiner*—Nanda Bondade

(74) *Attorney, Agent, or Firm*—Plumsea Law Group, LLC

(57) **CLAIM**

The ornamental design for a portable loudspeaker, as shown and described.

**DESCRIPTION**

FIG. 1 is a perspective view of a portable loudspeaker in the closed position showing my new design;

FIG. 2 is a top plan view thereof;

FIG. 3 is a side elevational view thereof, the opposite side elevational view being a mirror image;

FIG. 4 is a bottom plan view thereof;

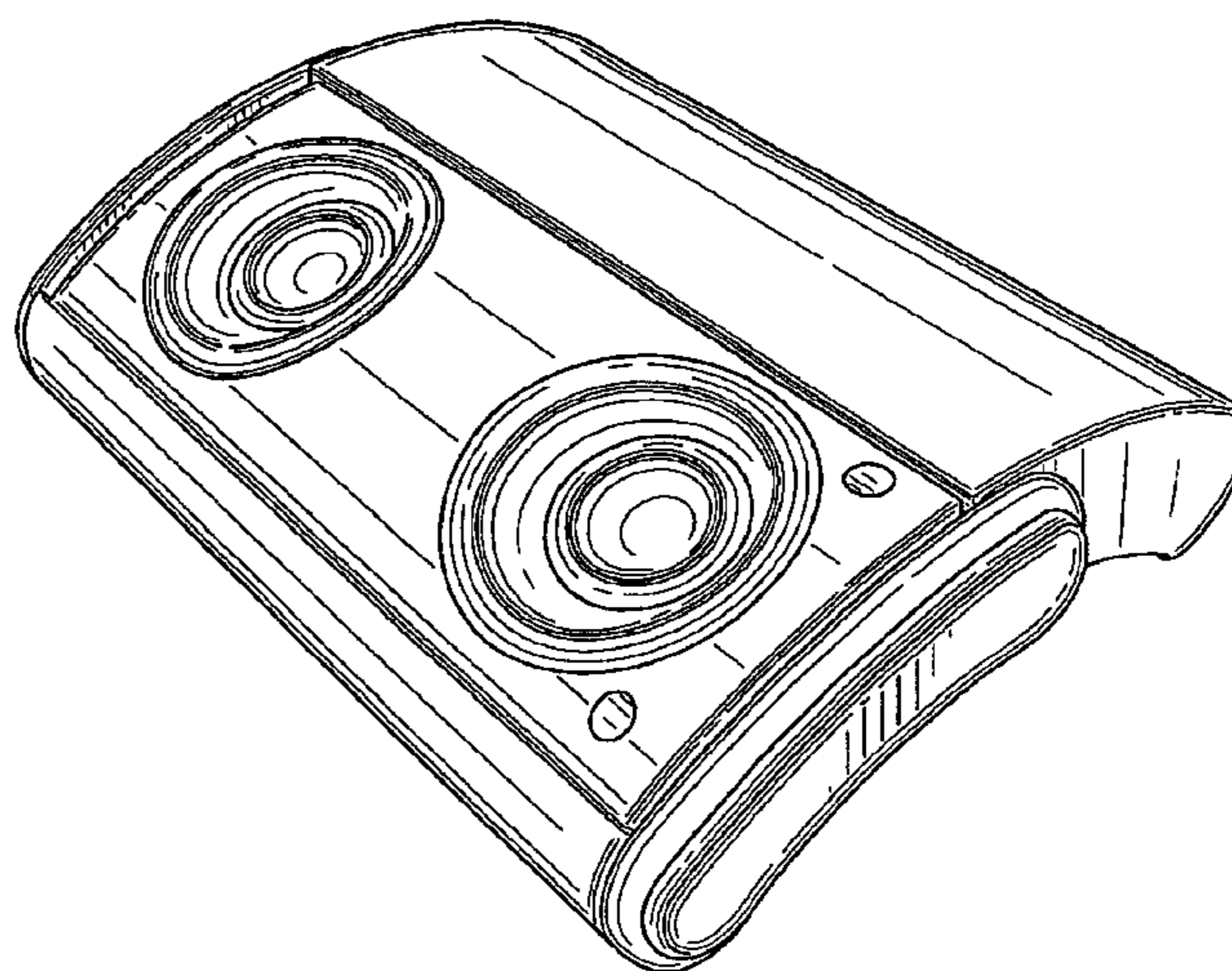

FIG. 5 is a perspective view of the portable loudspeaker in the open position;

FIG. 6 is a top plan view thereof;

FIG. 7 is a side elevational view thereof, the opposite side elevational view being a mirror image; and,

FIG. 8 is a bottom plan view thereof.

**1 Claim, 4 Drawing Sheets**






FIG. 1




FIG. 2

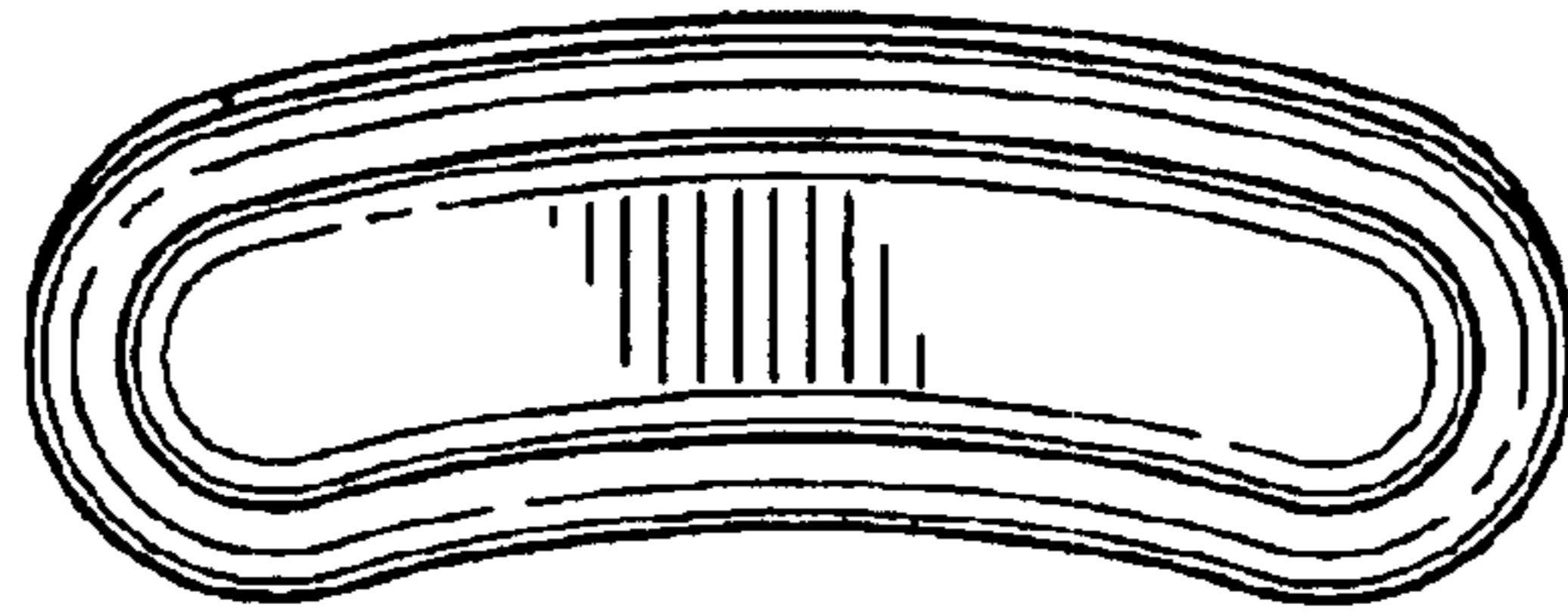


FIG. 3




FIG. 4

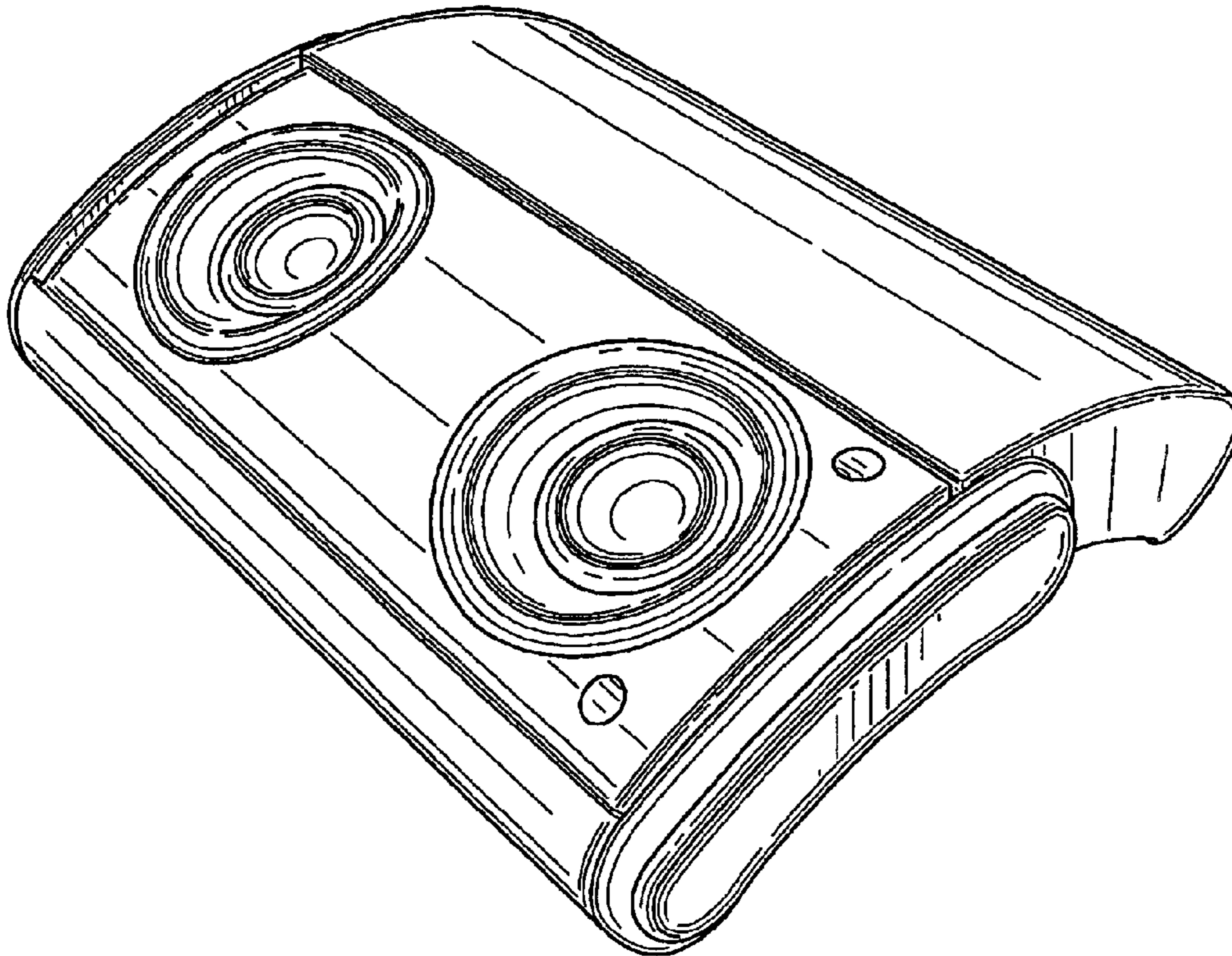


FIG. 5




FIG. 6

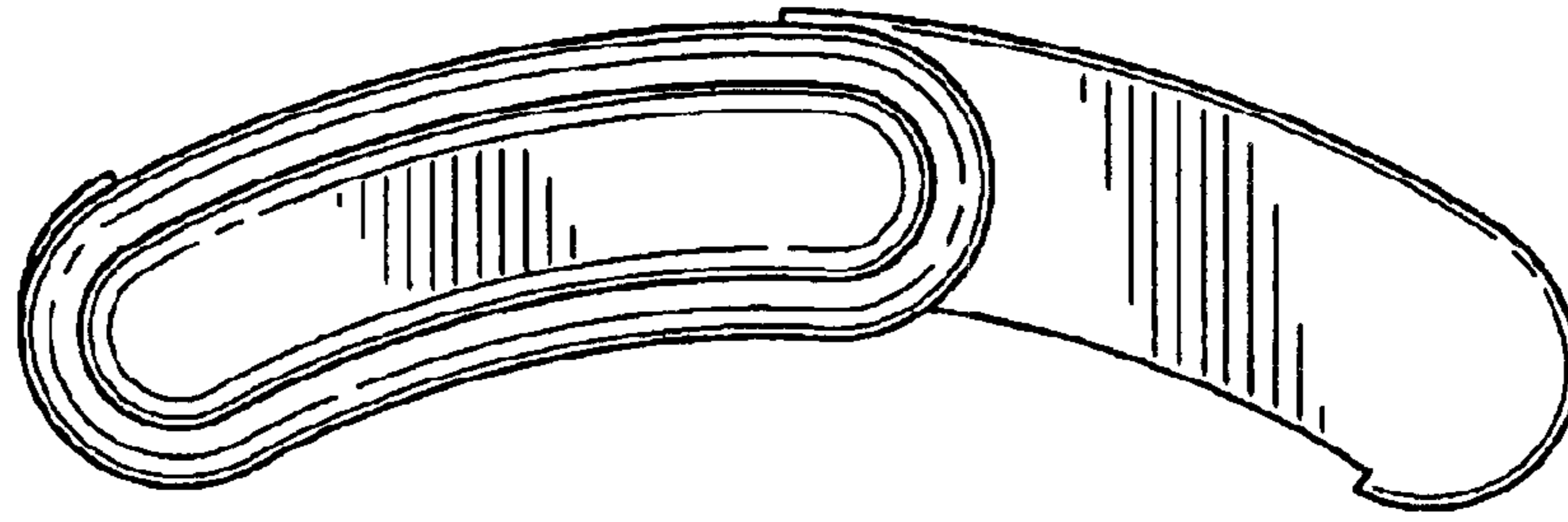


FIG. 7




FIG. 8