

US00D498468S

(12) **United States Design Patent** (10) **Patent No.:** **US D498,468 S**
Seo (45) **Date of Patent:** **** Nov. 16, 2004**

(54) **MOBILE PHONE**

(75) Inventor: **Hyun Seung Seo**, Seoul (KR)

(73) Assignee: **LG Electronics Inc.**, Seoul (KR)

(**) Term: **14 Years**

(21) Appl. No.: **29/196,383**

(22) Filed: **Dec. 30, 2003**

(30) **Foreign Application Priority Data**

Jul. 1, 2003 (KR) 30-2003-0018581

(51) **LOC (7) Cl.** **14-03**

(52) **U.S. Cl.** **D14/138**

(58) **Field of Search** D14/137, 138,
D14/218, 147-148, 247-248, 144, 341-347;
379/433.01-433.13, 419, 434, 428.01-428.04,
420.01-420.04, 440; 455/550.1-90.3; D21/517;
D13/168; D18/2, 7; 345/168, 169

(56) **References Cited**

U.S. PATENT DOCUMENTS

D321,865 S	*	11/1991	Derocher	D14/345
D393,856 S	*	4/1998	Lee et al.	D14/138
D405,081 S	*	2/1999	Nagele et al.	D14/138
5,933,783 A	*	8/1999	Kawakami et al.	455/566
D432,105 S	*	10/2000	Hyun	D14/138
D450,046 S	*	11/2001	Chun	D14/138
D462,064 S	*	8/2002	Kim	D14/138
6,549,789 B1	*	4/2003	Kfoury	455/550.1
D476,302 S	*	6/2003	Hwang et al.	D14/138
D478,056 S	*	8/2003	Koo et al.	D14/138
D486,132 S	*	2/2004	Jang	D14/138
D486,461 S	*	2/2004	Seo et al.	D14/138
D488,154 S	*	4/2004	Lovelady et al.	D14/345

D488,453 S	*	4/2004	Chang et al.	D14/138
2002/0022503 A1	*	2/2002	Lee	455/566
2002/0051060 A1	*	5/2002	Wada	348/207
2003/0092401 A1	*	5/2003	Ikeuchi	455/90.1
2003/0125079 A1	*	7/2003	Park et al.	455/556.1
2003/0199290 A1	*	10/2003	Viertola	455/575.1
2003/0203747 A1	*	10/2003	Nagamine	455/575.3
2003/0216157 A1	*	11/2003	Wang et al.	455/575.1

FOREIGN PATENT DOCUMENTS

JP 60-21636 * 2/1985

OTHER PUBLICATIONS

clie Personal Entertainment Organizer, 2003 Sony Electronics., <http://sonyelectronics.sonystyle.com/micros/clie/model/nx70v.html>.*

* cited by examiner

Primary Examiner—Jeffrey Asch

(74) *Attorney, Agent, or Firm*—Birch, Stewart, Kolasch & Birch, LLP

(57) **CLAIM**

I claim the ornamental design for mobile phone, as shown and described.

DESCRIPTION

FIG. 1 is a perspective view of mobile phone showing the new design;
FIG. 2 is a front view thereof;
FIG. 3 is a rear view thereof;
FIG. 4 is a left-side view thereof;
FIG. 5 is a right-side view thereof;
FIG. 6 is a top plan view thereof; and,
FIG. 7 is a bottom plan view thereof.

1 Claim, 4 Drawing Sheets

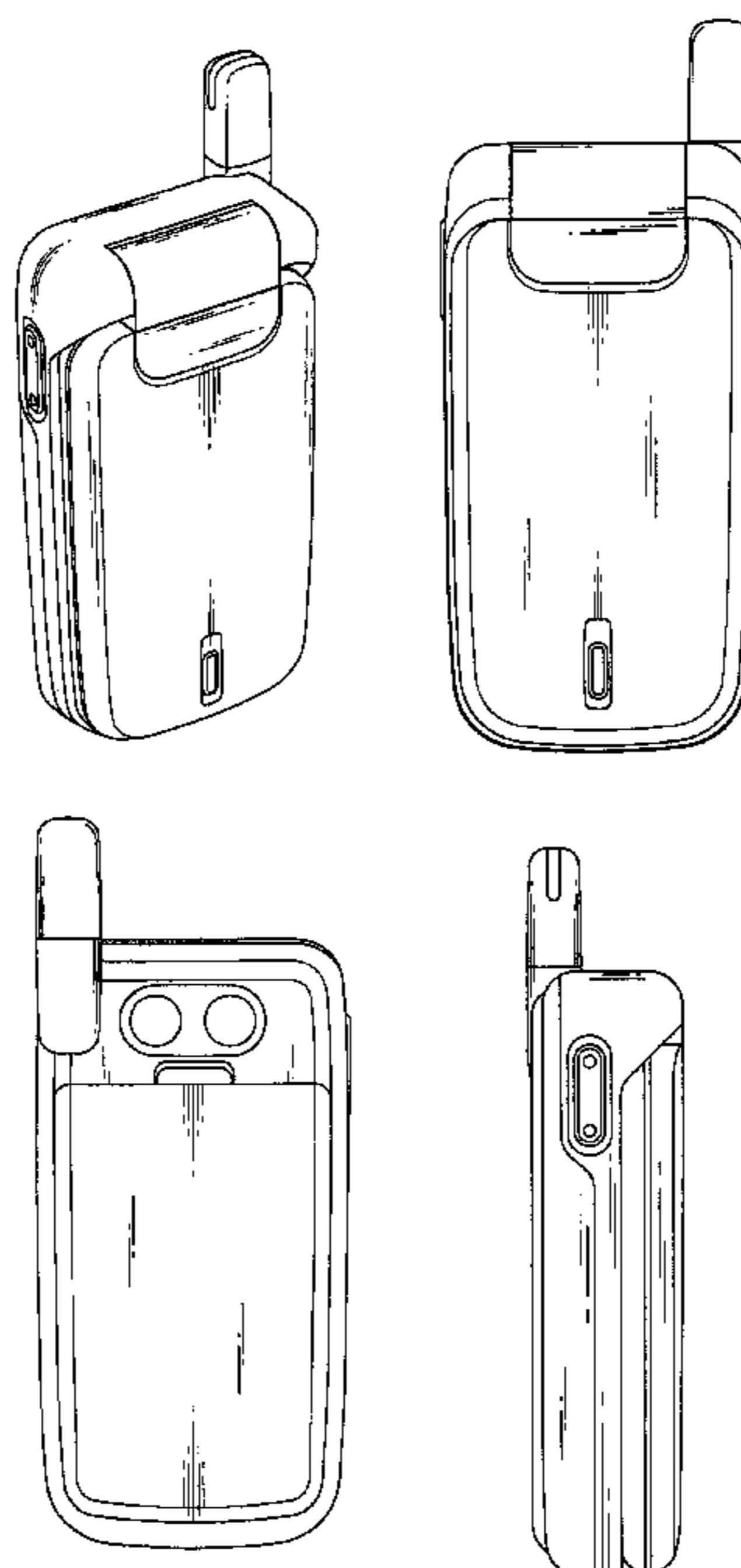


FIG. 1

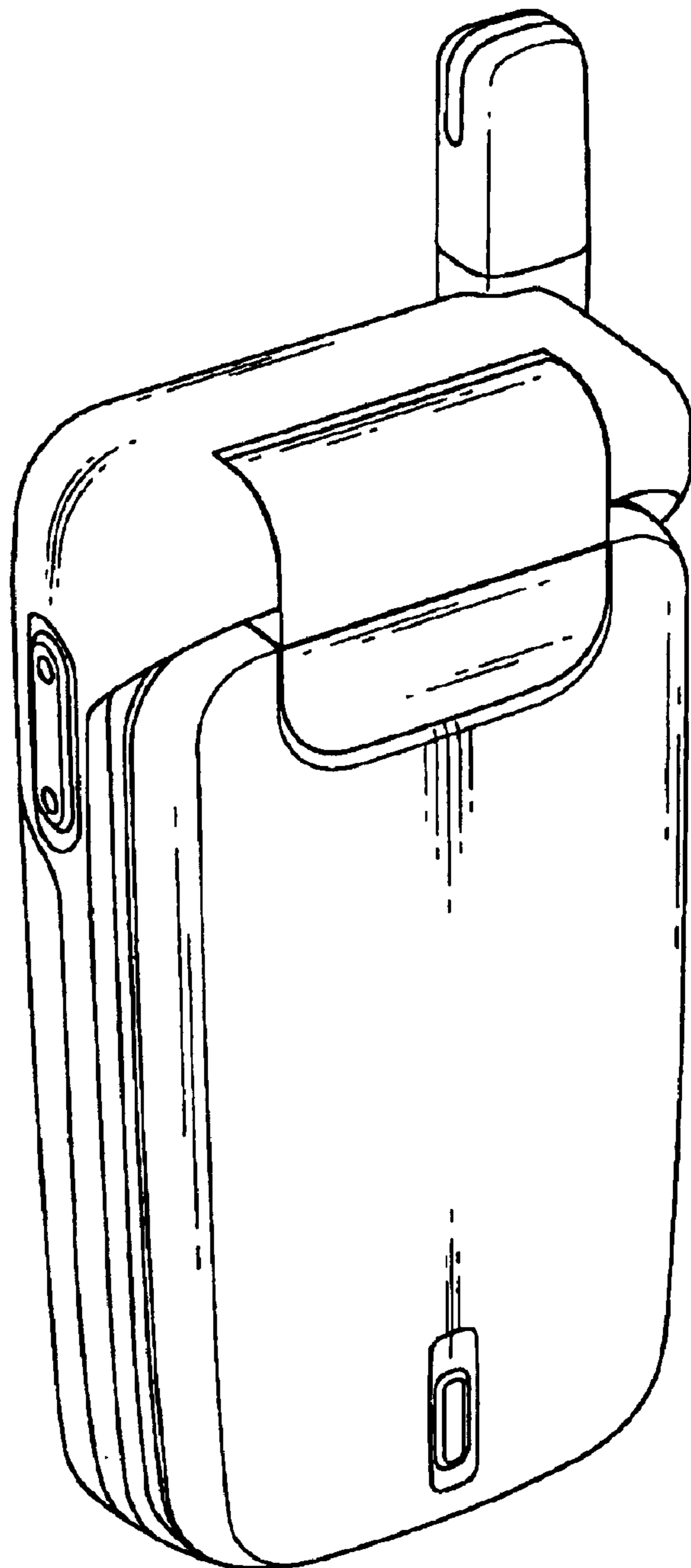


FIG. 2

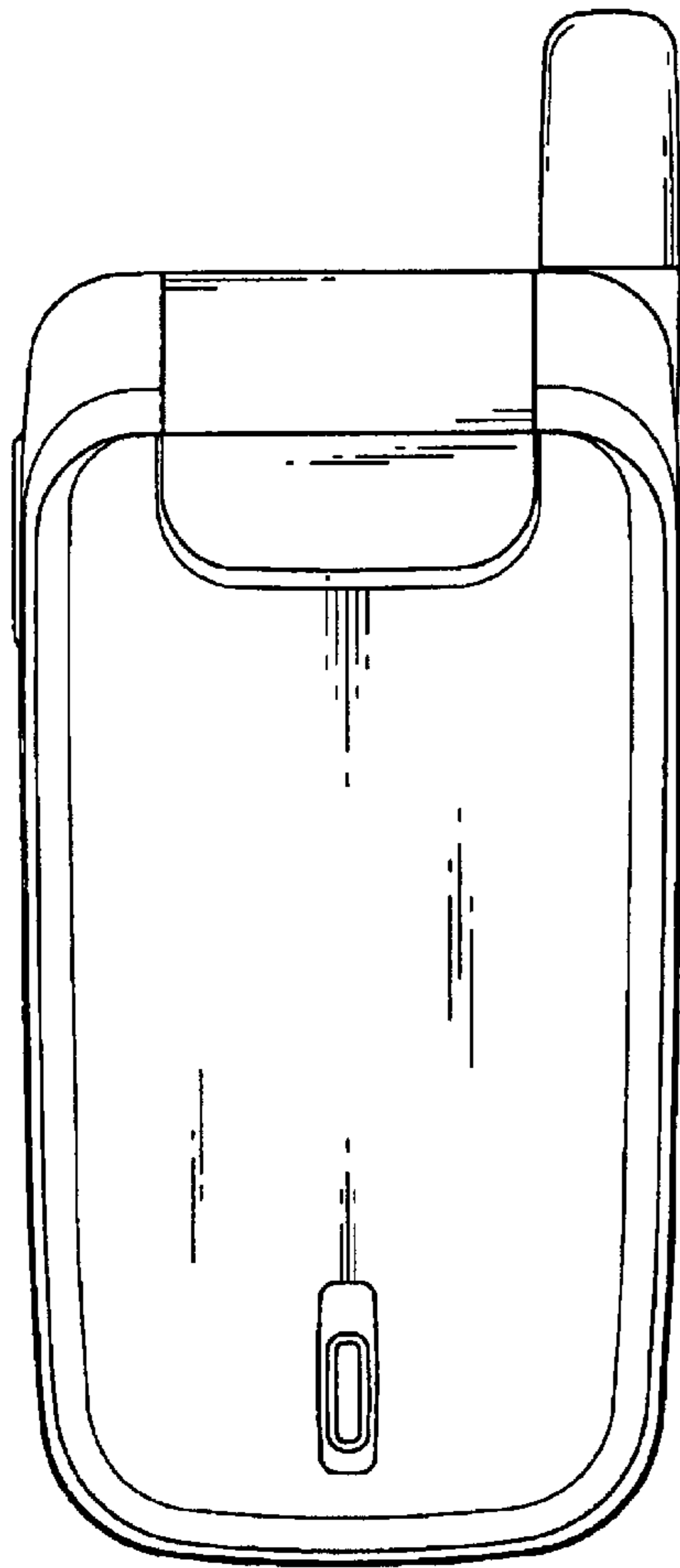


FIG. 3

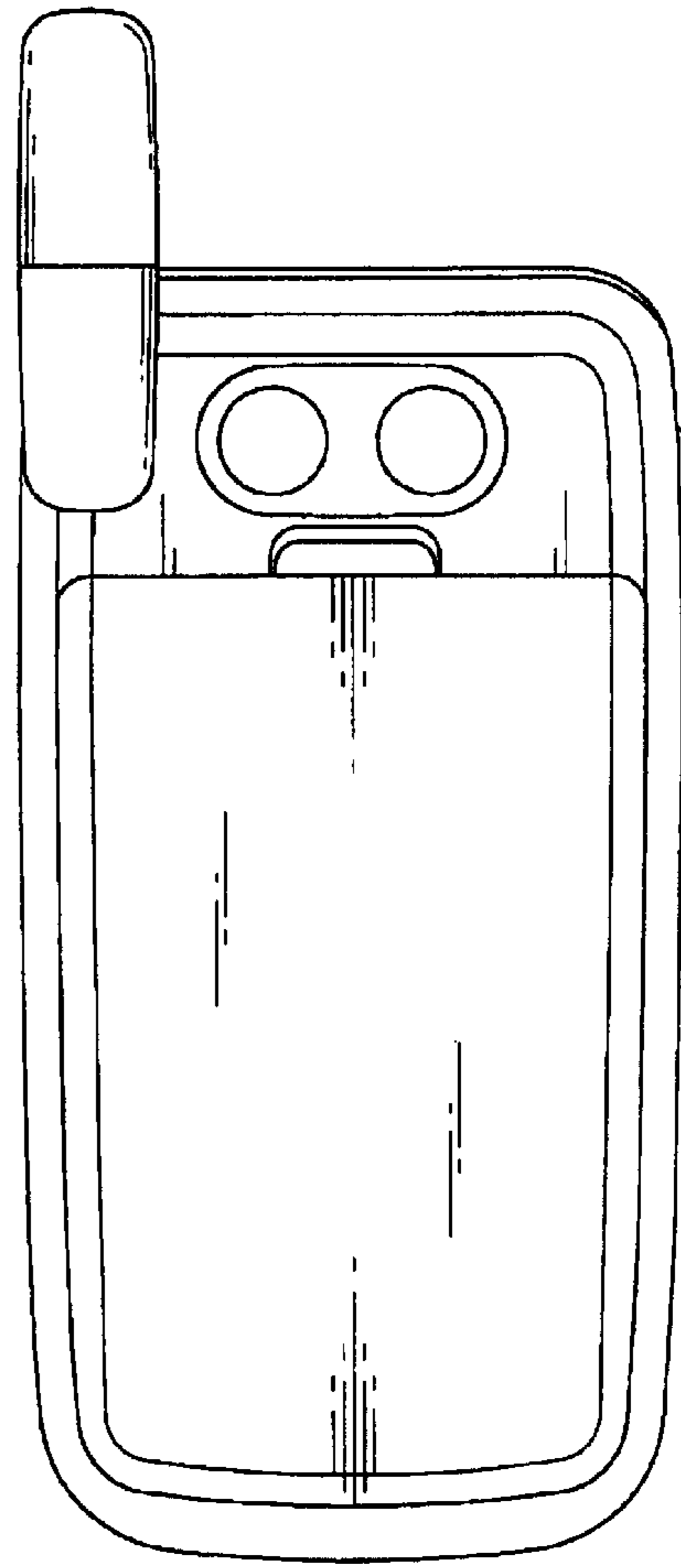


FIG. 4

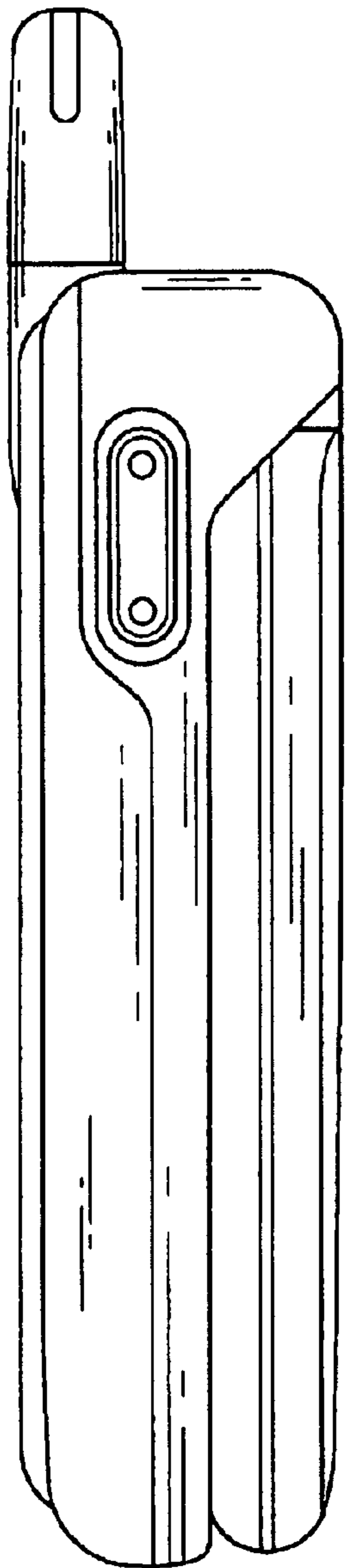


FIG. 5

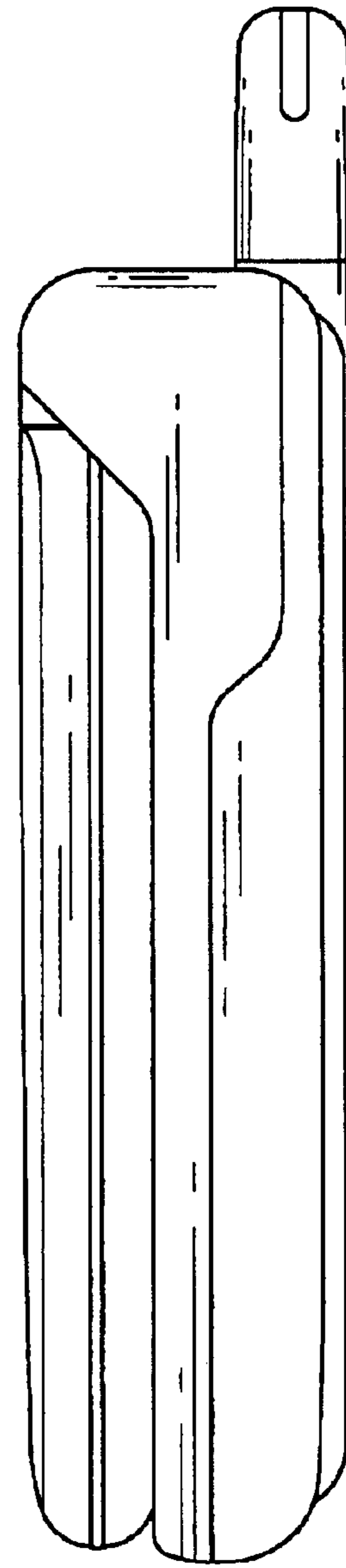


FIG. 6




FIG. 7

