

US00D498449S

(12) **United States Design Patent**
Smith et al.

(10) **Patent No.:** **US D498,449 S**

(45) **Date of Patent:** **** Nov. 16, 2004**

(54) **WHEEL**

(75) **Inventors:** **Bernard Smith**, Livermore, CA (US);
Kirk A. Hoepfner, Concord, CA (US)

(73) **Assignee:** **Pacific Coast Wheel Factory, Inc.**,
Danville, CA (US)

(**) **Term:** **14 Years**

(21) **Appl. No.:** **29/200,928**

(22) **Filed:** **Mar. 4, 2004**

(51) **LOC (7) Cl.** **12-16**

(52) **U.S. Cl.** **D12/209**

(58) **Field of Search** D12/204-213;
301/37.101, 64.101, 65

D464,308 S	*	10/2002	Chung	D12/209
D466,464 S	*	12/2002	Hodges	D12/209
D469,051 S	*	1/2003	Brintouch	D12/209
D475,672 S	*	6/2003	Chung	D12/209
D478,539 S	*	8/2003	Brown et al.	D12/209
D481,341 S	*	10/2003	Morrison	D12/209
D483,713 S	*	12/2003	Tirado	D12/209
D488,422 S	*	4/2004	Hartanto	D12/209
D489,667 S	*	5/2004	Kaucher	D12/209
D491,511 S	*	6/2004	Brintouch et al.	D12/209

* cited by examiner

Primary Examiner—Stacia Cadmus

(74) *Attorney, Agent, or Firm*—Blakely, Sokoloff, Taylor & Zafman, LLP; Stephen M. De Klerk

(57) **CLAIM**

The ornamental design for a wheel, as shown and described.

DESCRIPTION

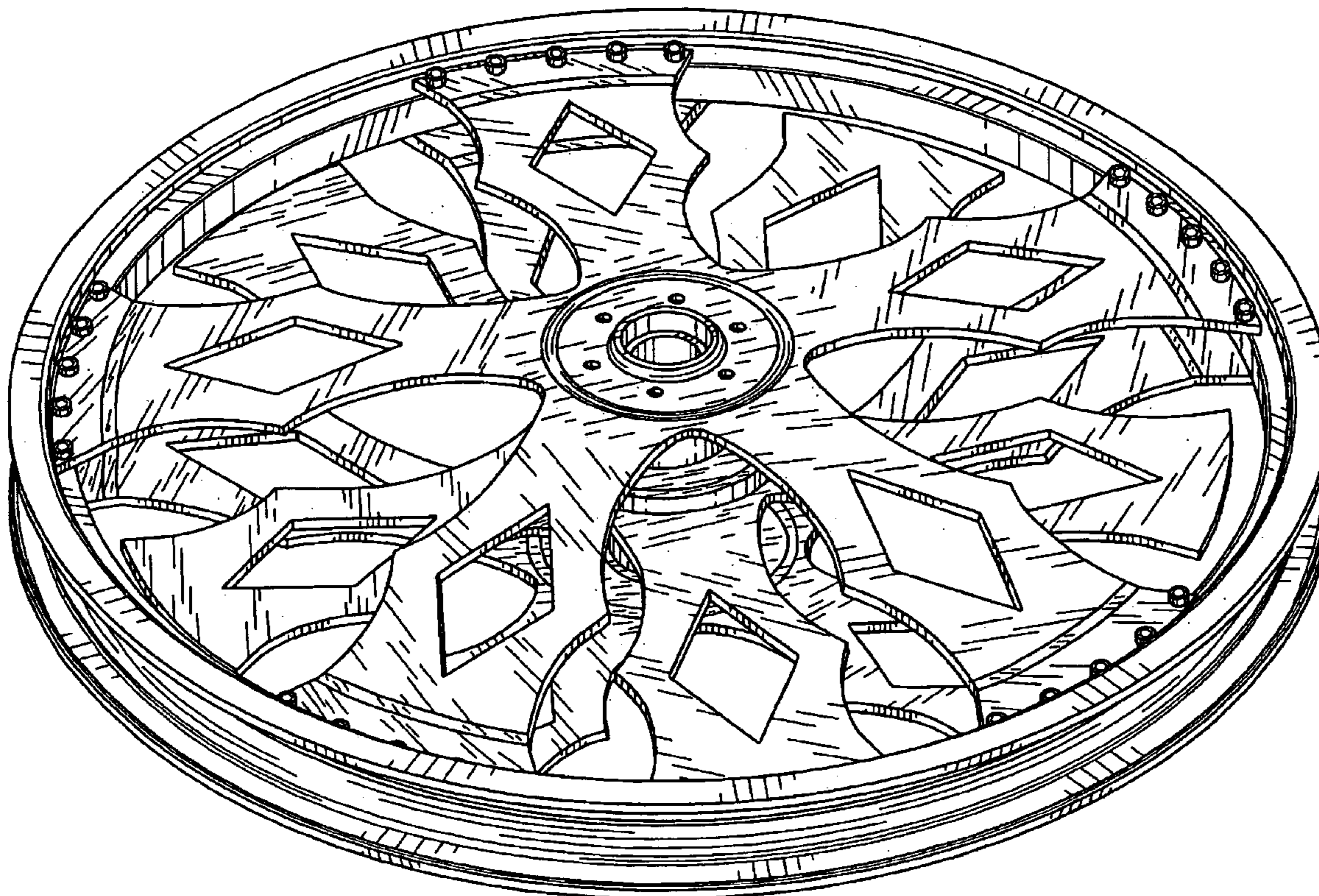
FIG. 1 is a perspective view of a wheel, showing our new design;
FIG. 2 is a side view thereof; and,
FIG. 3 is an end view thereof.

1 Claim, 3 Drawing Sheets

(56) **References Cited**

U.S. PATENT DOCUMENTS

D442,531 S	*	5/2001	Brintouch	D12/204
D444,438 S	*	7/2001	Brintouch	D12/209
D451,874 S	*	12/2001	Donikoglu	D12/209
D455,698 S	*	4/2002	Chung	D12/209
D458,205 S	*	6/2002	McCowin	D12/209



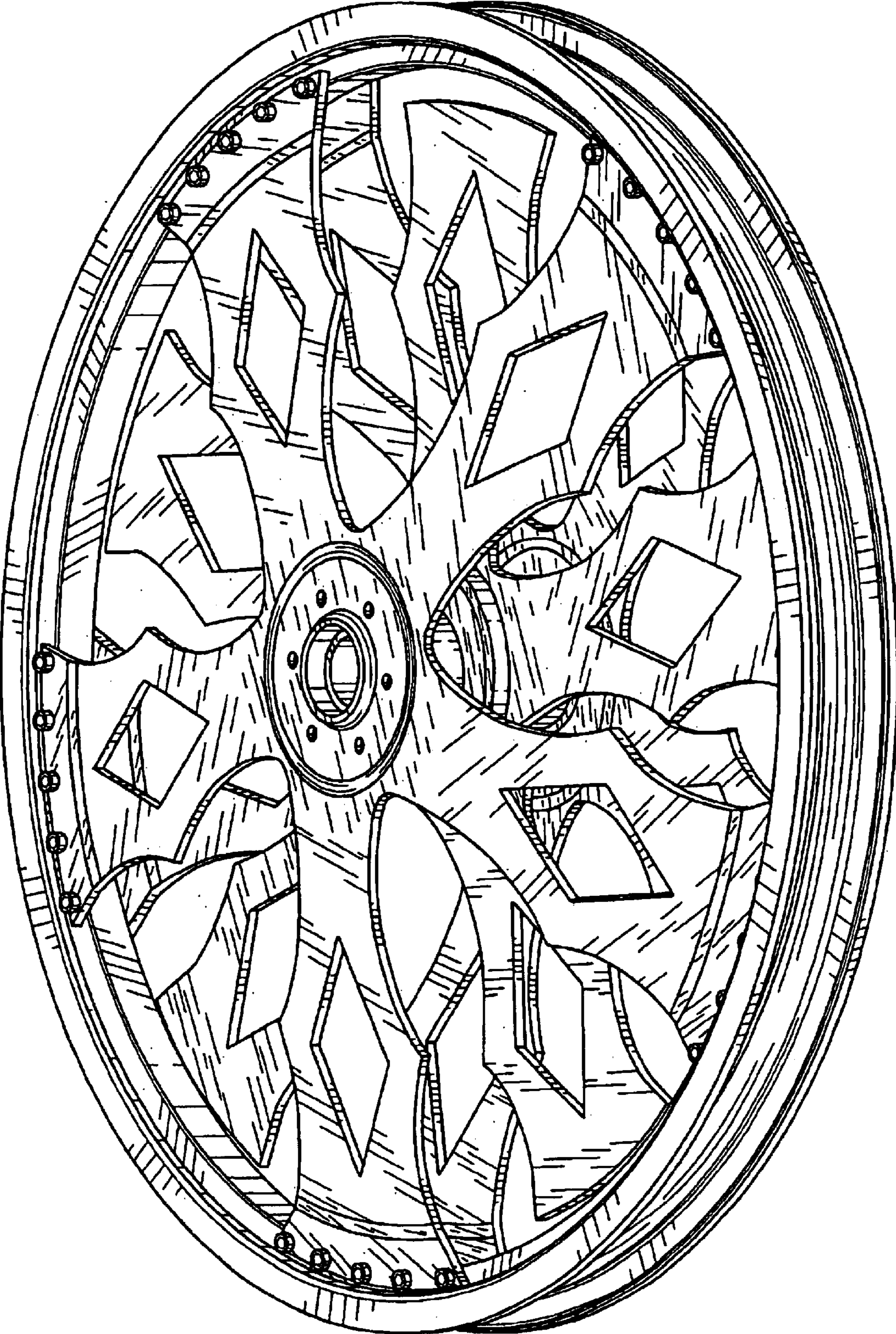


FIG. 1




FIG. 2

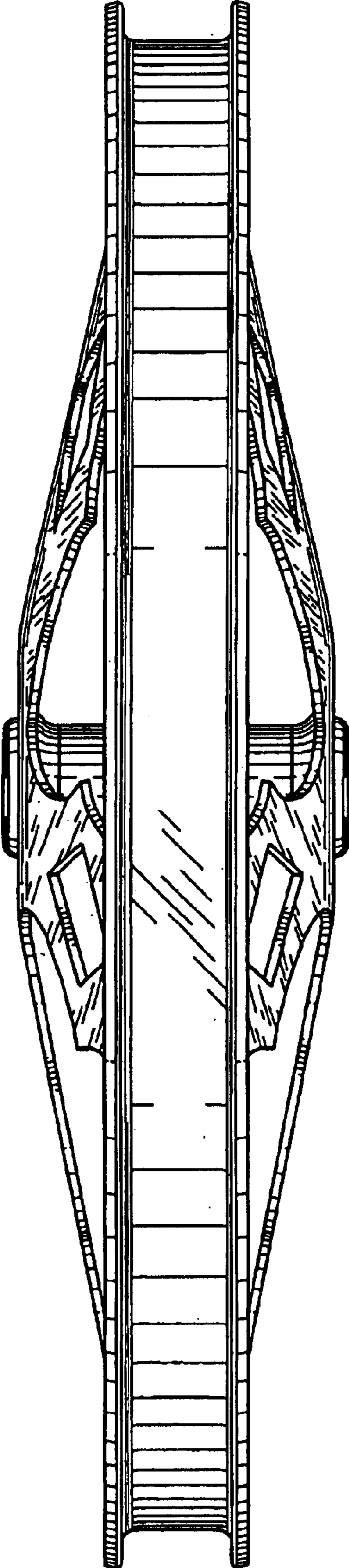


FIG. 3