

US00D498444S

(12) **United States Design Patent**
Mays et al.

(10) **Patent No.:** **US D498,444 S**
(45) **Date of Patent:** **** Nov. 16, 2004**

(54) **FRONT BUMPER FASCIA**

(75) Inventors: **J C. Mays**, Dearborn, MI (US); **Larry R. Erickson**, Birmingham, MI (US)

(73) Assignee: **Ford Global Technologies, LLC**, Dearborn, MI (US)

(**) Term: **14 Years**

(21) Appl. No.: **29/194,542**

(22) Filed: **Nov. 26, 2003**

(51) **LOC (7) Cl.** **12-16**

(52) **U.S. Cl.** **D12/169**

(58) **Field of Search** D12/169, 196,
D12/190, 90-92, 171; 296/180.1, 180.2;
293/102, 113, 115, 120

(56) **References Cited**

U.S. PATENT DOCUMENTS

D349,479 S	*	8/1994	Kigoshi et al.	D12/169
D447,452 S	*	9/2001	Im	D12/169
D452,207 S	*	12/2001	Ishii et al.	D12/169
D473,499 S	*	4/2003	Tanabe et al.	D12/169
D473,500 S	*	4/2003	Okumoto et al.	D12/169

OTHER PUBLICATIONS

40 Pages—Photographs of Commercial Parts.

* cited by examiner

Primary Examiner—Melody N. Brown

(74) *Attorney, Agent, or Firm*—Gigette M. Bejin

(57) **CLAIM**

The ornamental design for a front bumper fascia, as shown and described.

DESCRIPTION

FIG. 1 is a perspective view of a front bumper fascia showing my new design;

FIG. 2 is a top plan view of the front bumper fascia of FIG. 1;

FIG. 3 is a front view of the front bumper fascia of FIG. 1; and,

FIG. 4 is a side view of the front bumper fascia of FIG. 1 (the other side being a mirror image thereof).

The vehicle shown in broken lines in FIG. 1 is for illustrative purpose only and form no part of the claimed design.

1 Claim, 2 Drawing Sheets




Figure 1


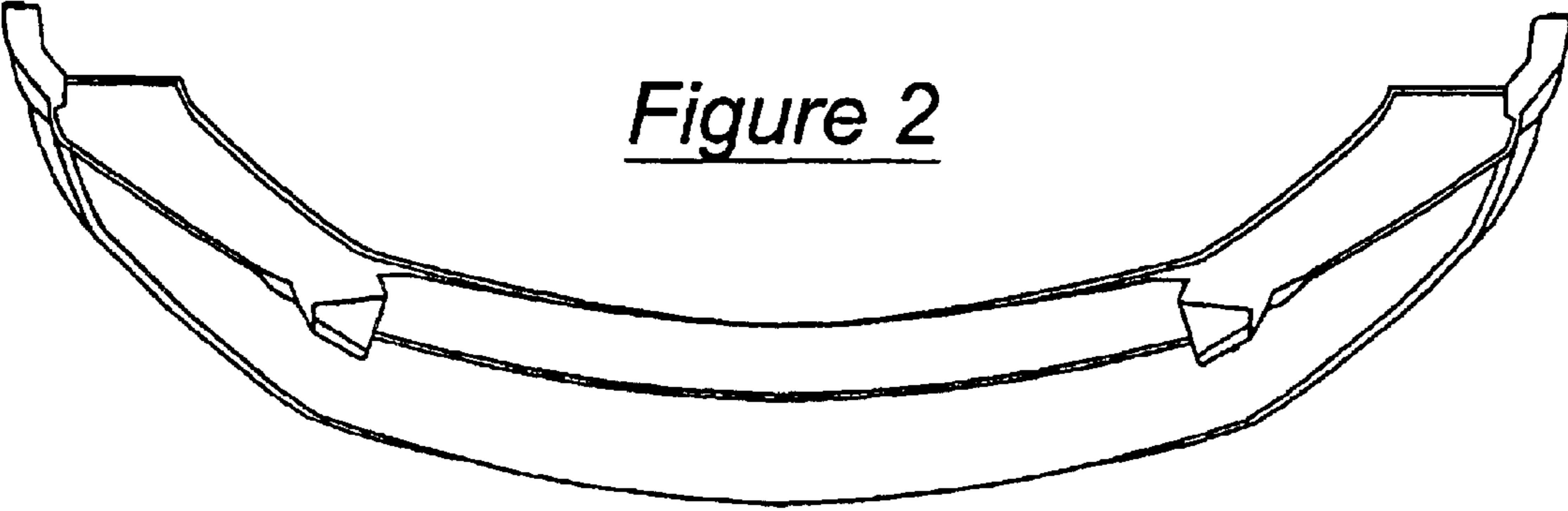


Figure 2



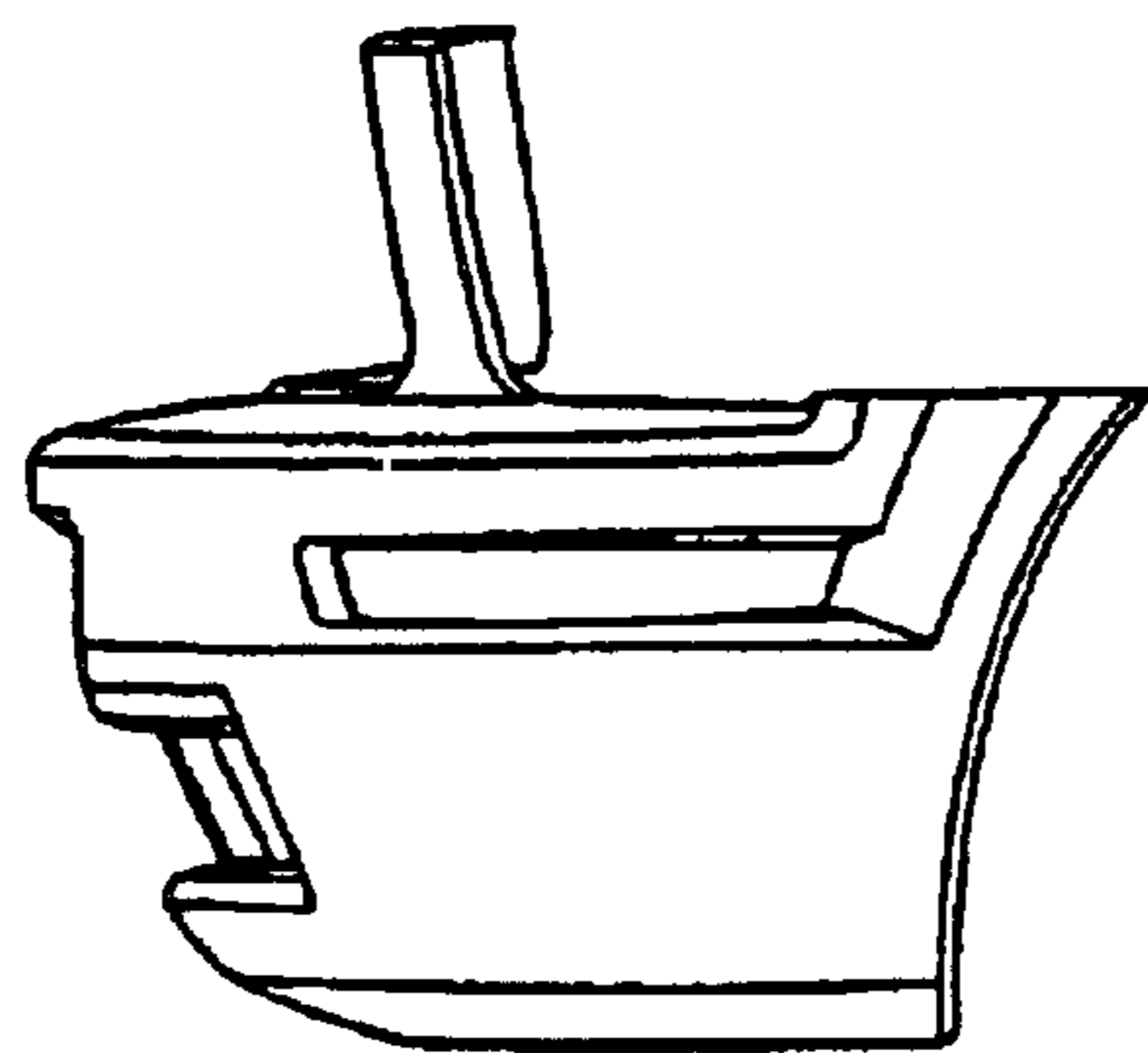
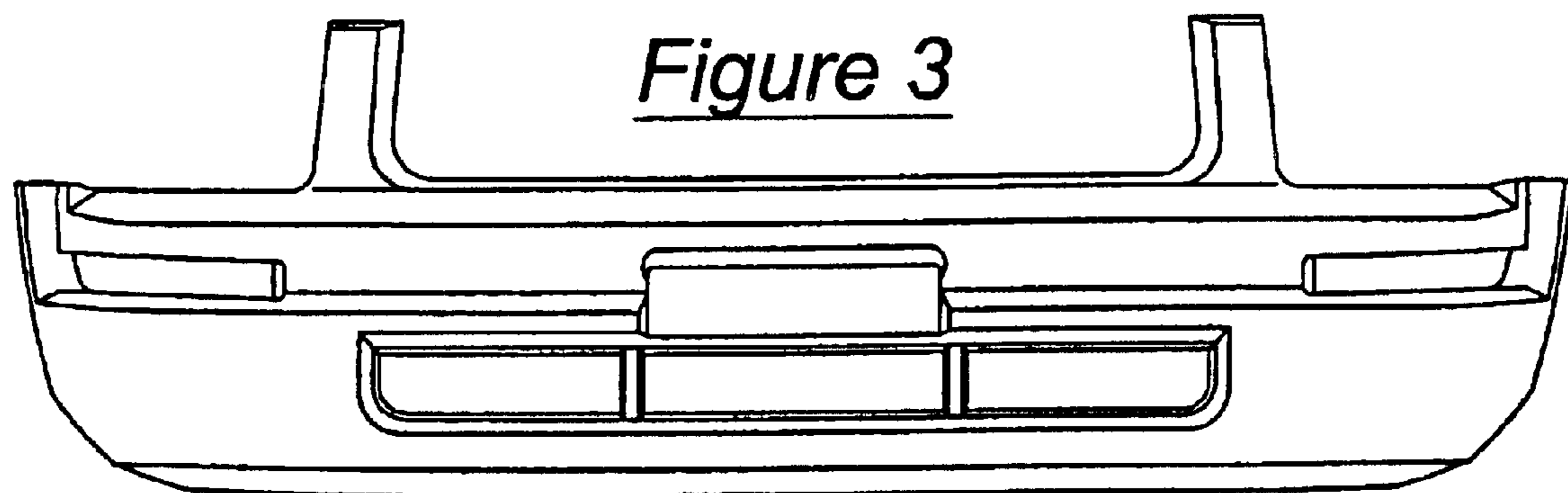


Figure 4