

US00D498443S

(12) **United States Design Patent** (10) **Patent No.:** **US D498,443 S**  
**Koyama et al.** (45) **Date of Patent:** **\*\* Nov. 16, 2004**

(54) **BUMPER OF MOTOR VEHICLE**

OTHER PUBLICATIONS

(75) Inventors: **Bunzo Koyama**, Aki-gun (JP); **Satoshi Hayasaka**, Aki-gun (JP); **Yoshikazu Miyachi**, Aki-gun (JP); **Kouichi Hayashi**, Aki-gun (JP); **Kunihiko Kurisu**, Aki-gun (JP)

Japanese Design Application No. D2001-030107 filed Oct. 12, 2001, English description.

Japanese Design Application No. D2001-036597 filed Dec. 12, 2001, English description.

Japanese Design Application No. D2002-035096 filed Dec. 18, 2001, English description.

Japanese Design Application No. D2002-035097 filed Dec. 18, 2001, English description.

“Car and Driver”, No. 16 published Aug. 26, 2002, p. 92, (front bumper of a motor vehicle) (JPO Design Division Documentation Section, Document No. HA 14015583).

(73) Assignee: **Mazda Motor Corporation**, Hiroshima (JP)

(\*\*) Term: **14 Years**

\* cited by examiner

(21) Appl. No.: **29/190,882**

*Primary Examiner*—Melody N. Brown

(22) Filed: **Sep. 30, 2003**

(74) *Attorney, Agent, or Firm*—Nixon Peabody LLP; Donald R. Studebaker

(30) **Foreign Application Priority Data**

Jun. 25, 2003 (JP) ..... 2003-018036

(57) **CLAIM**

(51) **LOC (7) Cl.** ..... **12-16**

The ornamental design for a bumper of motor vehicle, as shown and described.

(52) **U.S. Cl.** ..... **D12/169**

(58) **Field of Search** ..... D12/169, 196, D12/190, 181; 296/180.1, 180.2; 293/102, 113, 115, 120

**DESCRIPTION**

The patent or application file contains at least one drawing executed in color. Copies of this patent or patent application publication with color drawing(s) will be provided by the office upon request and payment of the necessary fee.

(56) **References Cited**

FIG. 1 is a front perspective view of a bumper of motor vehicle;

U.S. PATENT DOCUMENTS

D452,206 S \* 12/2001 Fujii et al. .... D12/169  
D470,086 S \* 2/2003 Koizumi et al. .... D12/169  
D472,191 S \* 3/2003 Yamaguchi et al. .... D12/169  
D472,856 S \* 4/2003 Oishi et al. .... D12/169  
D474,720 S \* 5/2003 Tachibana et al. .... D12/169  
D483,706 S \* 12/2003 Kato ..... D12/169

FIG. 2 is a front view thereof;

FIG. 3 is a rear view thereof;

FIG. 4 is a left side view thereof, the opposite side being a mirror image of the side shown herein;

FIG. 5 is a top view thereof; and,

FIG. 6 is a bottom view thereof.

FOREIGN PATENT DOCUMENTS

JP 1118680 8/2001  
JP 1126061 11/2001  
JP 1159205 11/2002  
JP 1170265 4/2003

Portion in pink is shown for illustrative purposes only and forms no part of the claimed design.

**1 Claim, 4 Drawing Sheets**

**(4 of 4 Drawing Sheet(s) Filed in Color)**




Fig. 1




Fig. 2




Fig. 3




Fig. 4




Fig. 5




Fig. 6

