

US00D498422S

(12) **United States Design Patent** (10) **Patent No.:** **US D498,422 S**  
**Theunynck** (45) **Date of Patent:** **\*\* Nov. 16, 2004**

(54) **BOTTLE WITH CAP** D318,421 S \* 7/1991 Bertholon ..... D9/545  
D337,055 S \* 7/1993 Medlycott ..... D9/545  
(75) **Inventor:** **Geraldine Theunynck, Derby (GB)** D469,022 S \* 1/2003 Kuzma et al. .... D9/550

(73) **Assignee:** **Reckitt Benckiser (UK) Limited,**  
**Slough (GB)**

(\*\*) **Term:** **14 Years**

(21) **Appl. No.:** **29/175,635**

(22) **Filed:** **Feb. 7, 2003**

(30) **Foreign Application Priority Data**

Aug. 9, 2002 (GB) ..... 3006105

(51) **LOC (7) Cl.** ..... **09-01**

(52) **U.S. Cl.** ..... **D9/550; D9/558**

(58) **Field of Search** ..... D9/500, 502-505,  
D9/509, 511, 513, 516, 529, 542-546, 549,  
550, 551, 558, 563, 564, 571-575; 215/382-384,  
396, 398, 400, 12.1-12.2; 220/660, 669,  
675

(56) **References Cited**

**U.S. PATENT DOCUMENTS**

D87,397 S \* 7/1932 Marshburn et al. .... D9/571  
D120,769 S \* 5/1940 Wilmet ..... D9/545  
D187,820 S \* 5/1960 Vuillemenot ..... D9/552  
D212,278 S \* 9/1968 Weckman ..... D9/550  
D217,591 S \* 5/1970 Biscoe ..... D9/574  
D220,870 S \* 6/1971 Muscatiello ..... D9/529  
D225,834 S \* 1/1973 Kneapler ..... D9/571  
D234,394 S \* 2/1975 Metzger ..... D9/529  
D242,125 S \* 11/1976 Barcelo de Tores ..... D9/545  
D257,504 S \* 11/1980 Weckman ..... D9/563

**FOREIGN PATENT DOCUMENTS**

GB 1051924 \* 1/1989  
GB 1056739 \* 8/1989  
GB 3013246 \* 5/2004

**OTHER PUBLICATIONS**

50 Trade Secrets of Great Design Packaging, by Stafford  
Cliff, "Vosene Original Medicated Shampoo Bottle" p. 12,  
Rockport Publishers, Inc. MA, ©1999.\*

\* cited by examiner

*Primary Examiner*—Carol Rademaker

(74) *Attorney, Agent, or Firm*—Norris McLaughlin &  
Marcus PA

(57) **CLAIM**

The ornamental design for a bottle with cap, as shown and  
described.

**DESCRIPTION**

FIG. 1 is a perspective view of the bottle with cap;

FIG. 2 is a top plan view thereof;


FIG. 3 is a front elevational view thereof;

FIG. 4 is a side elevational view thereof; and,

FIG. 5 is a bottom plan view thereof.

The broken line shown on the bottom in FIG. 5 is for  
environmental purposes only and forms no part of the  
claimed design.

**1 Claim, 2 Drawing Sheets**



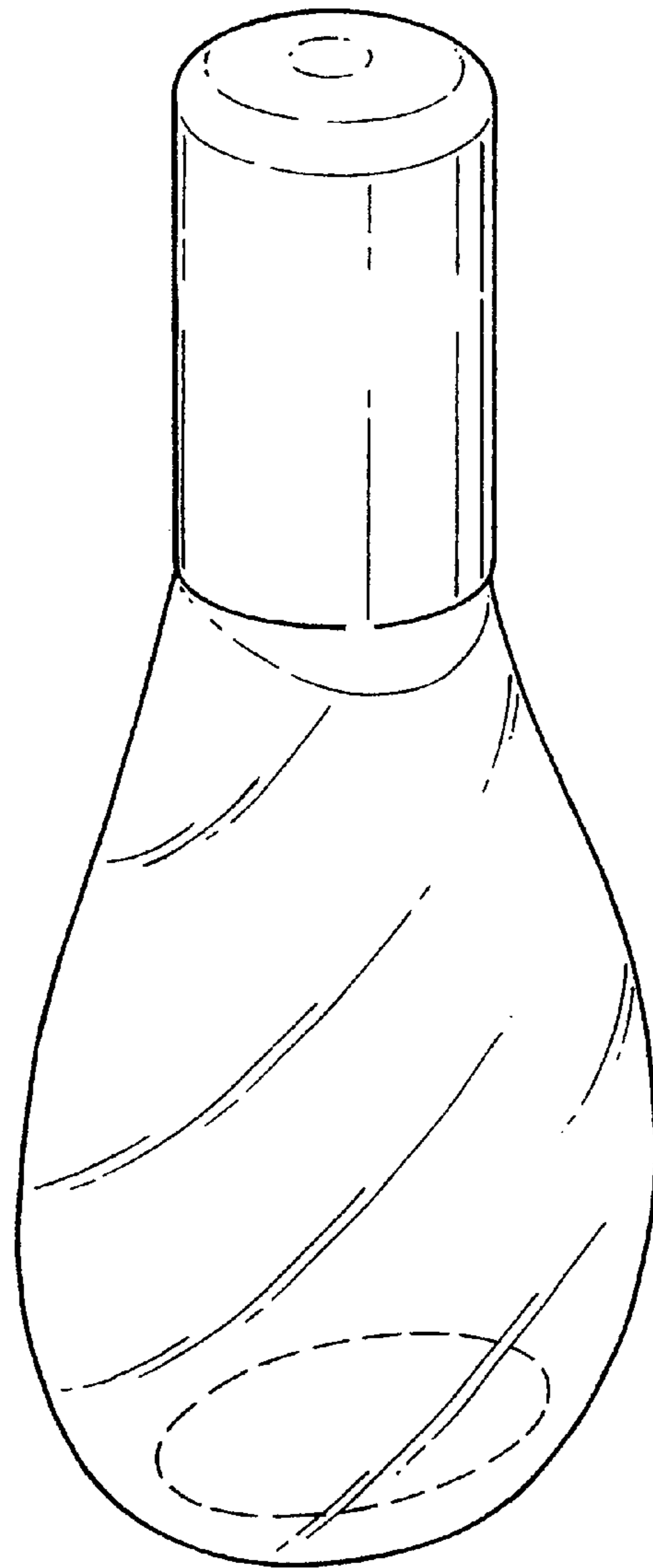


Fig. 1.

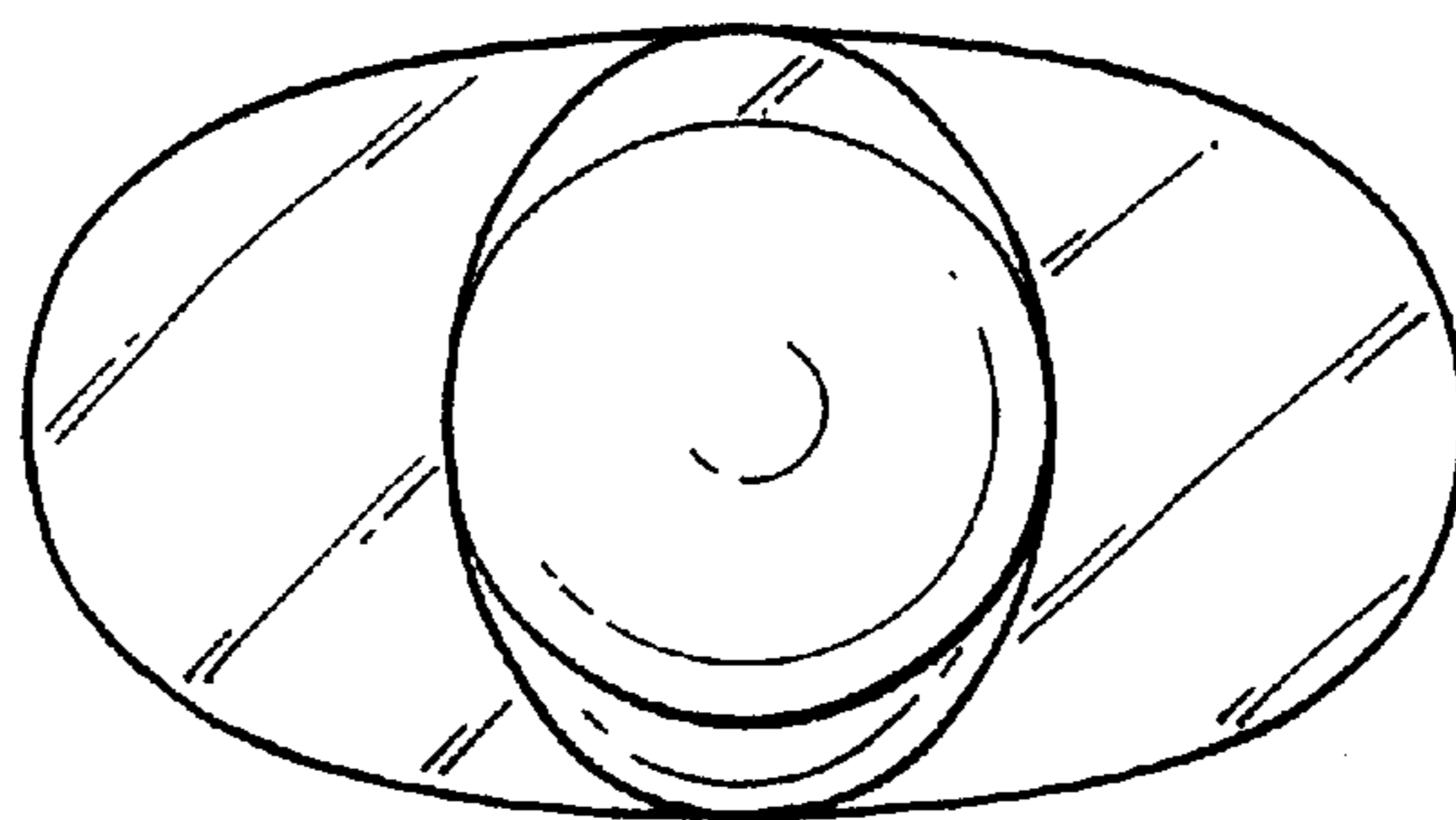


Fig. 2.



Fig.3.

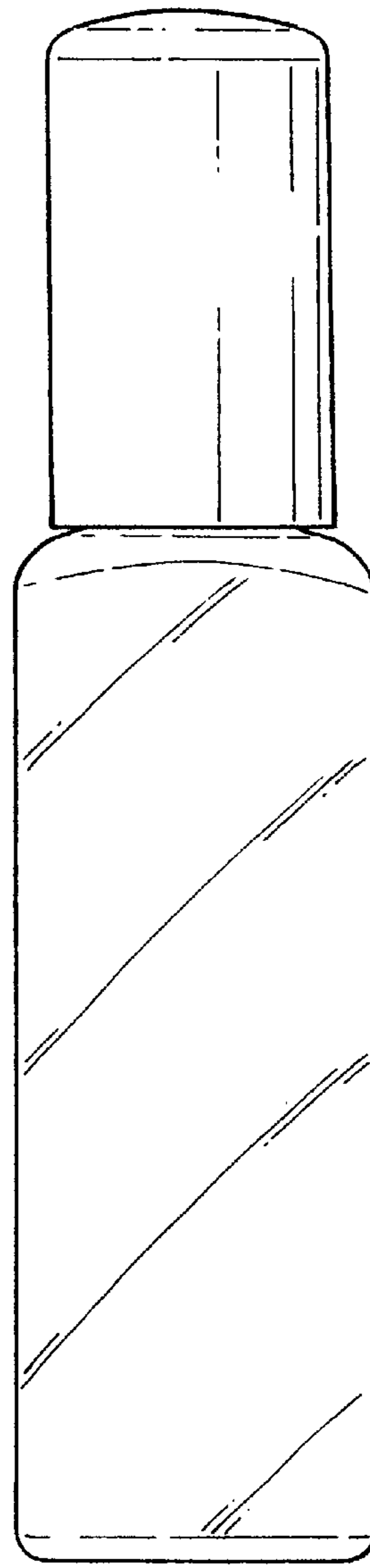


Fig.4.

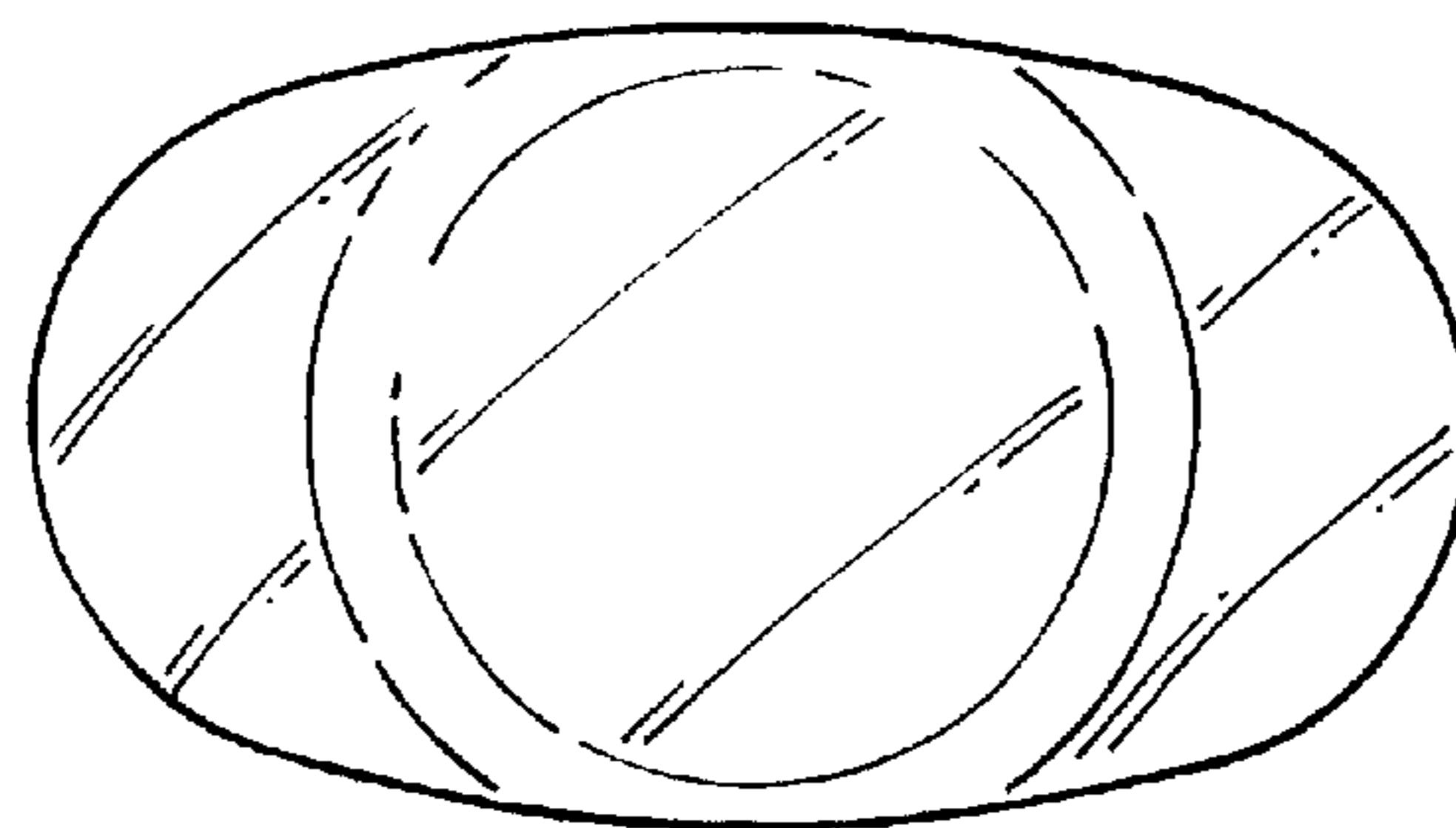


Fig.5.