



US00D498421S

(12) **United States Design Patent**
Kostow

(10) **Patent No.:** **US D498,421 S**

(45) **Date of Patent:** **** Nov. 16, 2004**

(54) **CONTAINER WITH CAP**

(75) **Inventor:** **Clare Kostow**, New York, NY (US)

(73) **Assignee:** **L'Oreal S.A.**, Paris (FR)

(**) **Term:** **14 Years**

(21) **Appl. No.:** **29/186,822**

(22) **Filed:** **Jul. 23, 2003**

(51) **LOC (7) Cl.** **09-01**

(52) **U.S. Cl.** **D9/529; D9/549; D9/575**

(58) **Field of Search** **D9/510, 511, 513, 515, 516, 529, 549, 558, 574, 444, 445, 300, 560; D28/76, 82, 85, 88, 89, 4, 7; D3/273, 294; 215/382-384, 396, 398, 400; 220/212-215, 608, 666, 667, 669, 675**

(56) **References Cited**

U.S. PATENT DOCUMENTS

D225,327 S	*	12/1972	Marsh	D23/207
D282,301 S	*	1/1986	Holloway	D28/85
D289,498 S		4/1987	Simonetti		
D334,083 S	*	3/1993	Davis	D28/85
D349,047 S	*	7/1994	Buchet	D9/300 X
D386,972 S		12/1997	Stoecker		
D400,783 S	*	11/1998	de Mourgues	D9/300
D410,570 S	*	6/1999	Lerolle	D28/85
D422,505 S	*	4/2000	Gavin	D9/529
D425,256 S	*	5/2000	Gavin	D28/85

D432,268 S	*	10/2000	Gavin	D28/85
D432,725 S	*	10/2000	Gavin	D28/85
D442,868 S		5/2001	Gavin		
D466,412 S	*	12/2002	Baskinger et al.	D9/529
D469,684 S	*	2/2003	Lerolle	D9/300
D480,561 S	*	10/2003	Simon et al.	D3/294
D485,183 S	*	1/2004	Lerolle	D9/549 X
D489,612 S	*	5/2004	Kostow	D9/445

* cited by examiner

Primary Examiner—Carol Rademaker

(74) *Attorney, Agent, or Firm*—Baker Botts L.L.P.

(57) **CLAIM**

The ornamental design for a container with cap, as shown and described.

DESCRIPTION

FIG. 1 is a three-dimensional perspective view of the container with cap;

FIG. 2 is a front view of the container with cap;

FIG. 3 is a right side view of the container with cap;

FIG. 4 is a back view of the container with cap;

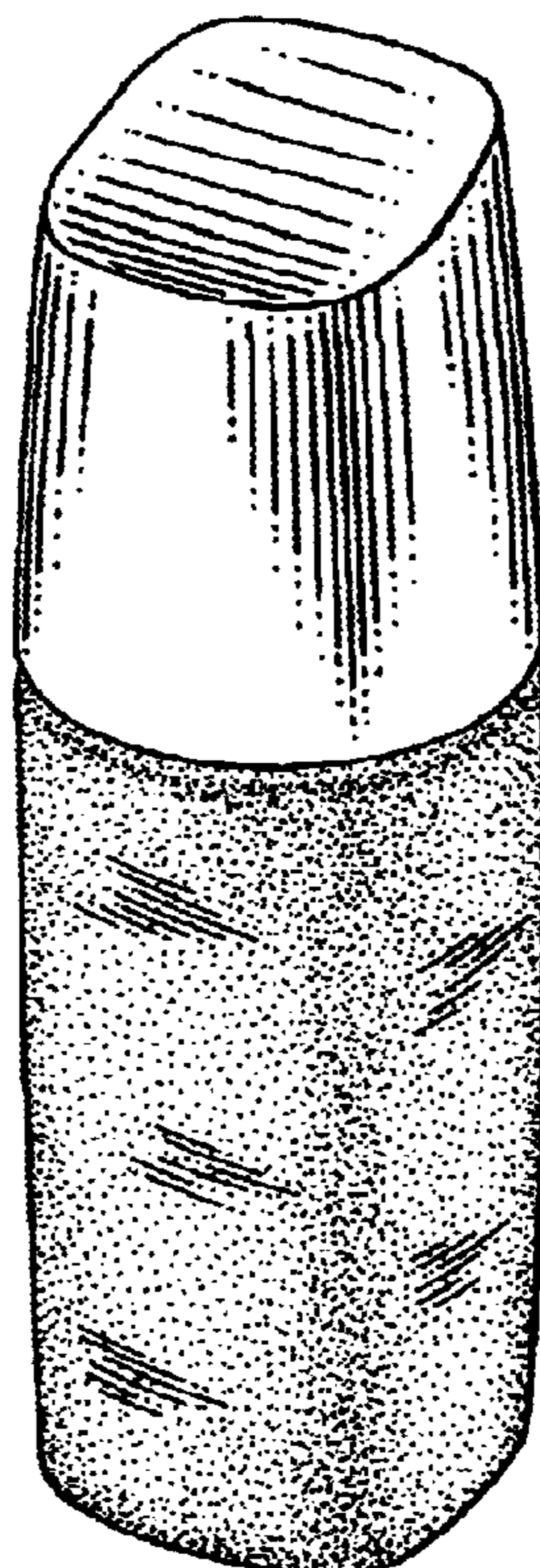
FIG. 5 is a top view of the container with cap; and,

FIG. 6 is a bottom view of the container with cap.

The stipple shading shown in the drawings represents a contrast in material.

The broken line shown on the bottom in FIG. 6 is for environmental purposes and forms no part of the claimed design.

1 Claim, 2 Drawing Sheets



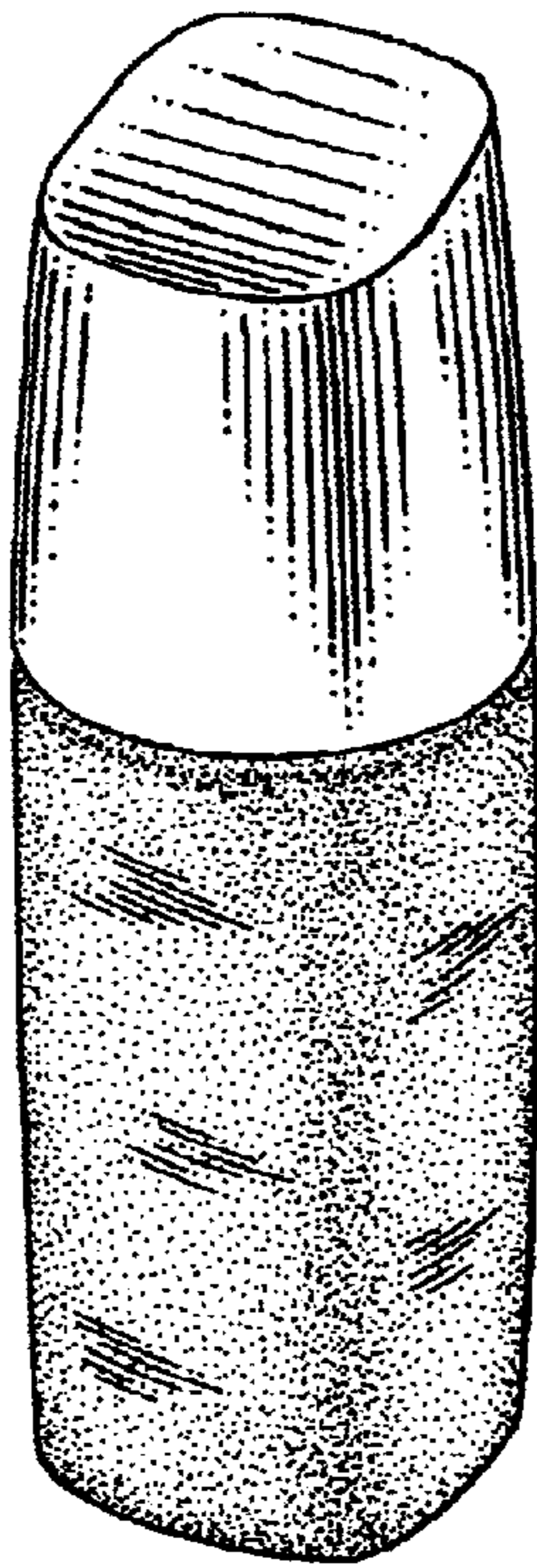


FIG. 1




FIG. 2




FIG. 3




FIG. 4

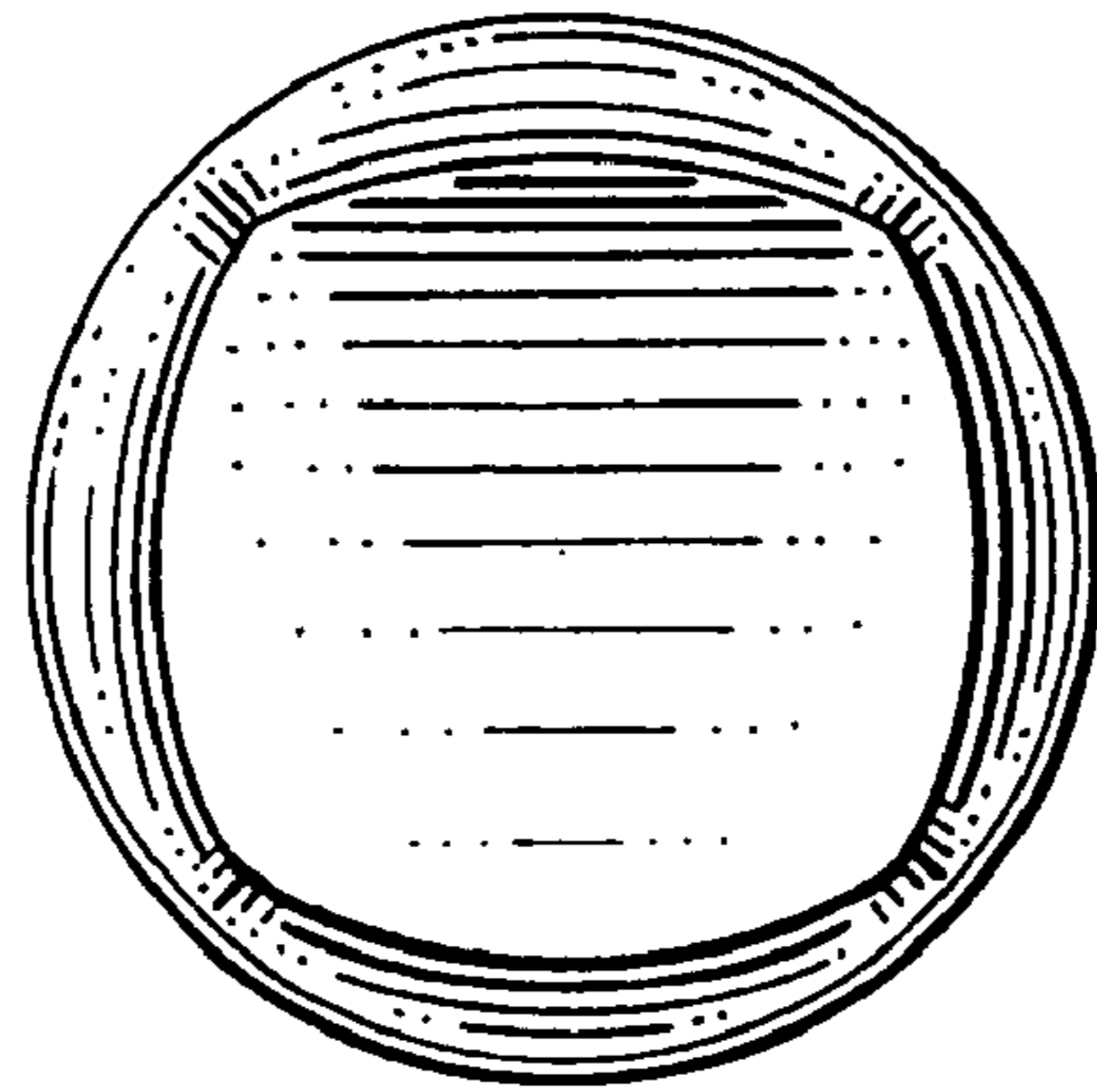


FIG. 5

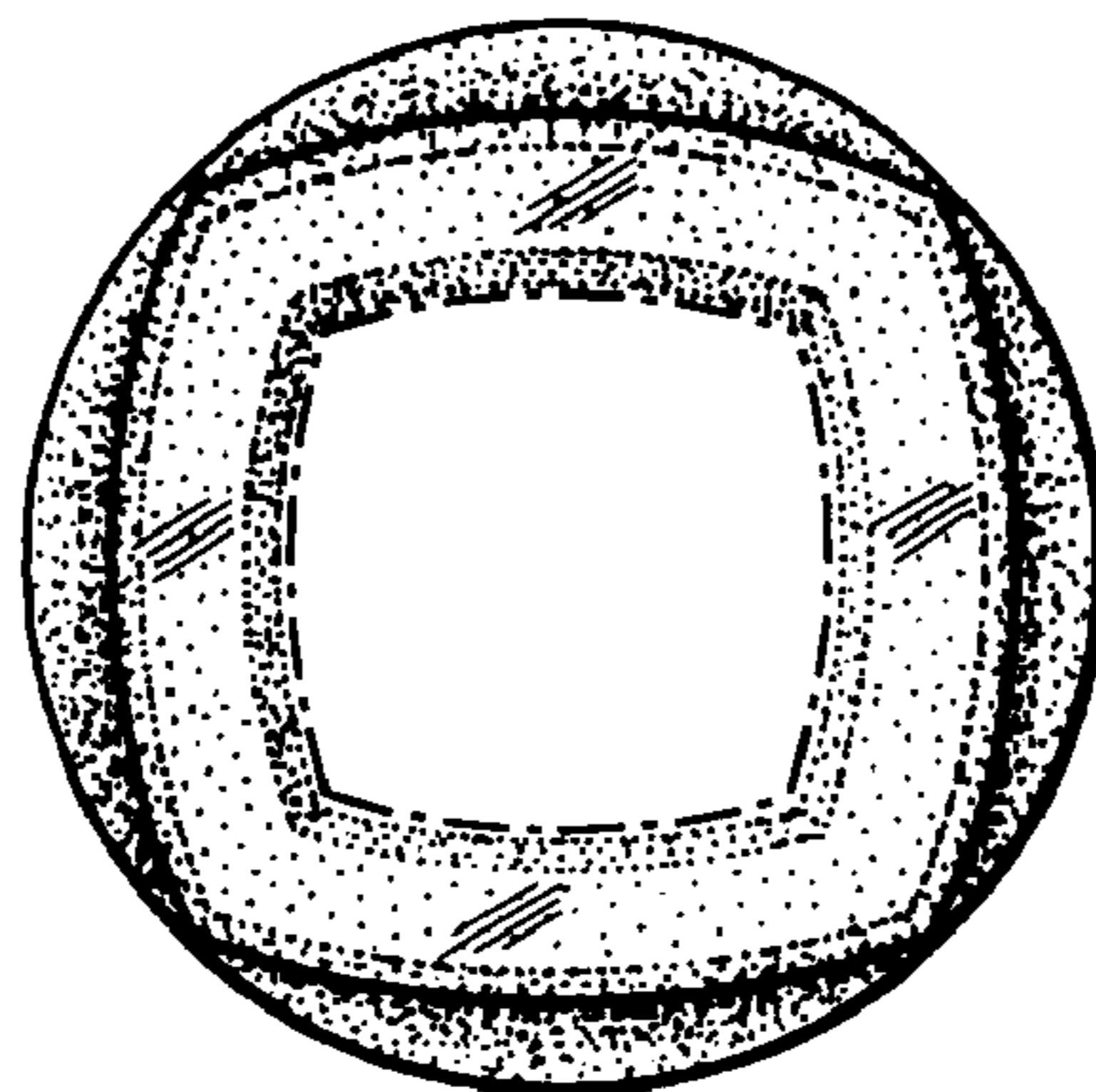


FIG. 6