

US00D498409S

(12) **United States Design Patent**  
**Haas**

(10) **Patent No.:** **US D498,409 S**

(45) **Date of Patent:** **\*\* Nov. 16, 2004**

(54) **KEYLESS LOCKING DEVICE**  
(75) **Inventor:** **David J. Haas**, Suffern, NY (US)  
(73) **Assignee:** **Tecco, Inc.**, Suffern, NY (US)  
(\*\*) **Term:** **14 Years**

4,524,592 A \* 6/1985 Saitoh ..... 70/287  
4,726,204 A \* 2/1988 Peyronnet ..... 70/315  
4,756,171 A \* 7/1988 Homar ..... 70/18  
5,079,540 A \* 1/1992 Narlow et al. .... 340/572.8  
5,557,954 A \* 9/1996 Ling ..... 70/68  
6,062,051 A \* 5/2000 Nam et al. .... 70/68

\* cited by examiner

(21) **Appl. No.:** **29/197,693**  
(22) **Filed:** **Jan. 20, 2004**

*Primary Examiner*—Prabhakar Deshmukh  
(74) *Attorney, Agent, or Firm*—Michael Zall

(51) **LOC (7) Cl.** ..... **08-07**  
(52) **U.S. Cl.** ..... **D8/338; D8/330; D8/343**  
(58) **Field of Search** ..... **D8/330, 337, 338,**  
**D8/343, 349, 301; 70/14, 23, 25, 26, 51,**  
**52, 58, 64, 67, 69-73, 141, 57.1, 258, 286-289,**  
**294, 315, 322; 150/101, 102**

(57) **CLAIM**

I claim the ornamental design for the keyless locking device, as shown and described.

(56) **References Cited**  
**U.S. PATENT DOCUMENTS**

**DESCRIPTION**

1,249,460 A \* 12/1917 Newman ..... 70/27  
1,358,672 A \* 11/1920 Barnes et al. .... 70/306  
D208,267 S \* 8/1967 Damast ..... D8/336  
D221,059 S \* 7/1971 Townsend ..... D8/338  
D251,965 S \* 5/1979 Uyeda ..... D8/343  
D264,680 S \* 6/1982 Widen ..... D8/343  
D271,563 S \* 11/1983 Gehrie ..... D8/343

FIG. 1 is a left side view of the new design of the bottom of the keyless locking device;  
FIG. 2 is a top view thereof;  
FIG. 3 is a right side view thereof;  
FIG. 4 is a rear end view thereof;  
FIG. 5 is a front end view thereof; and,  
FIG. 6 is a perspective view thereof; the broken lines environment shown therein is for illustrative purpose only and forms no part of the claimed design.

**1 Claim, 3 Drawing Sheets**

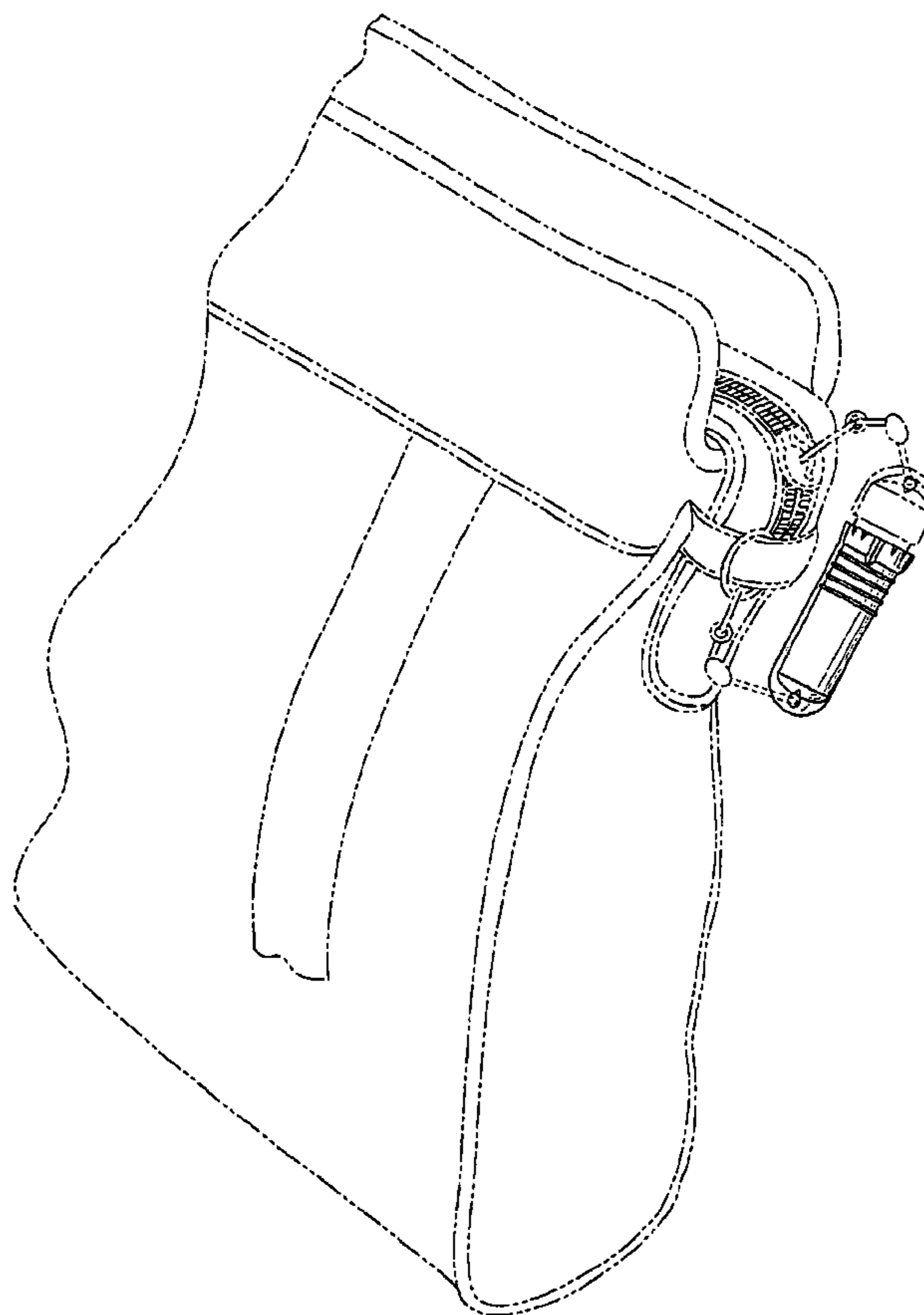
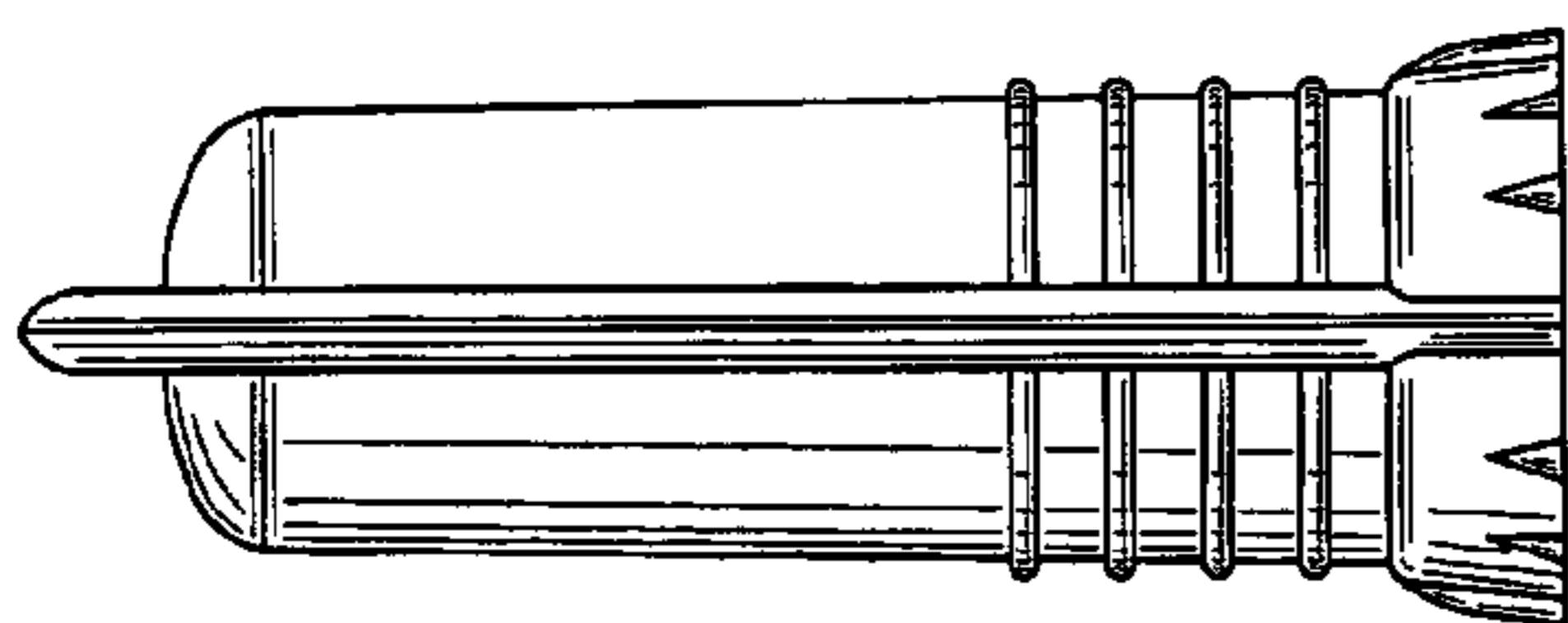


FIG. 1

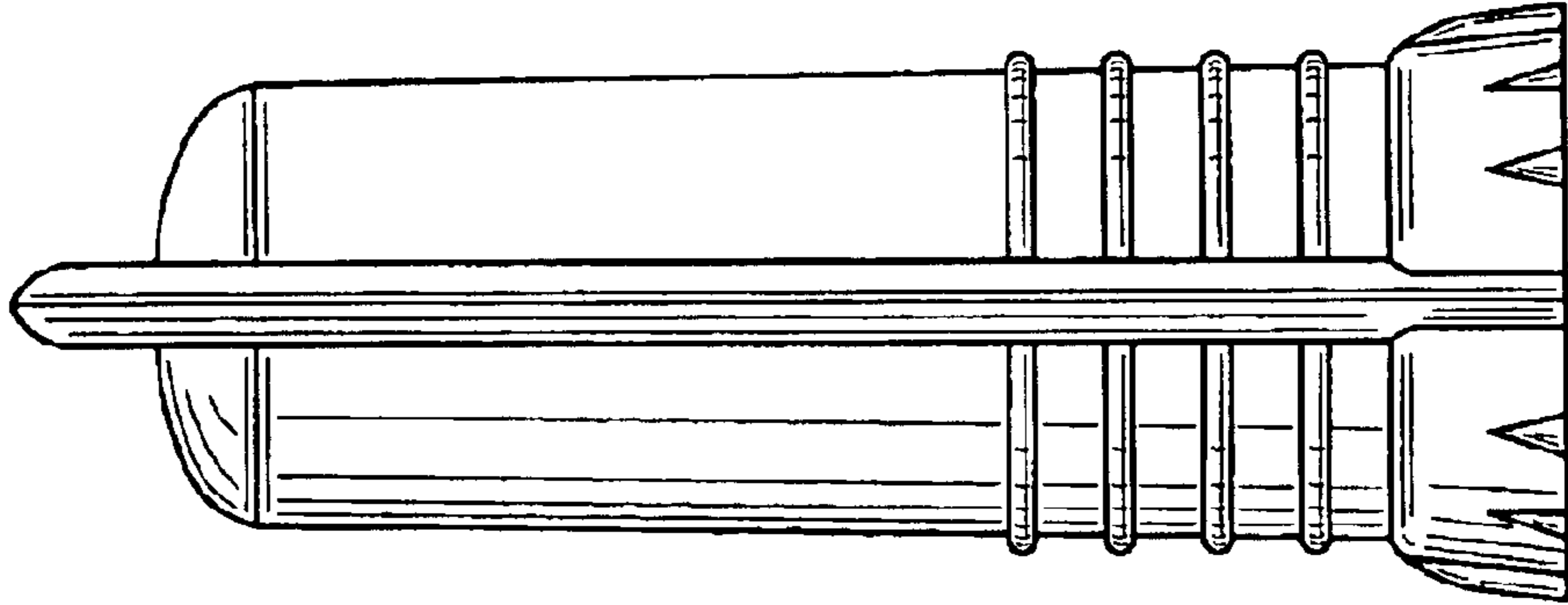


FIG. 2

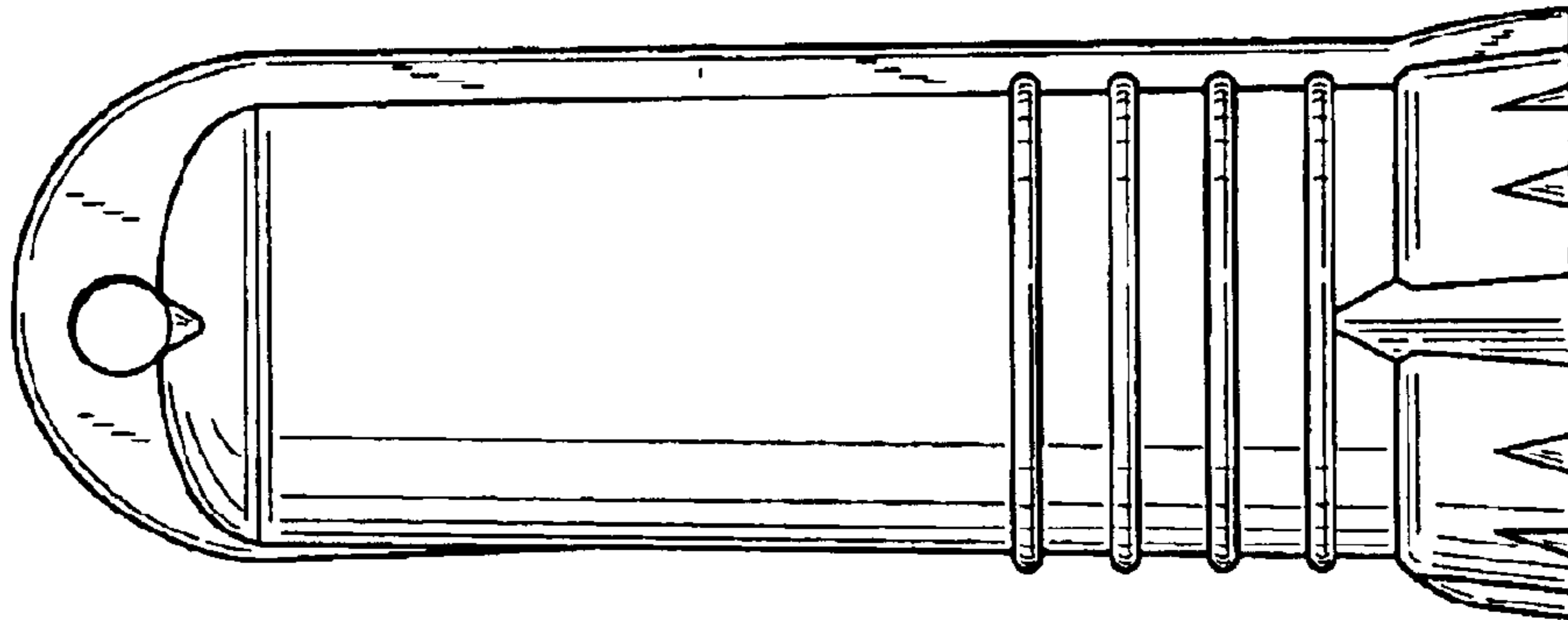


FIG. 3

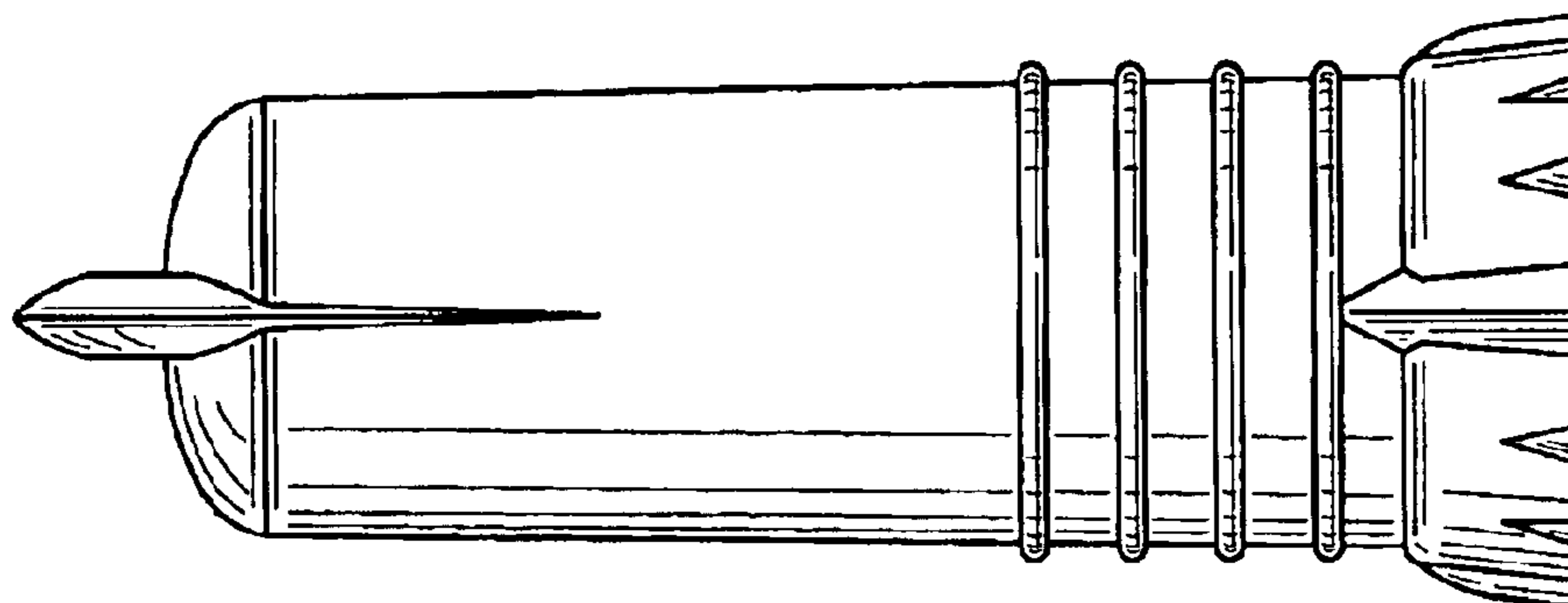


FIG. 4




FIG. 5

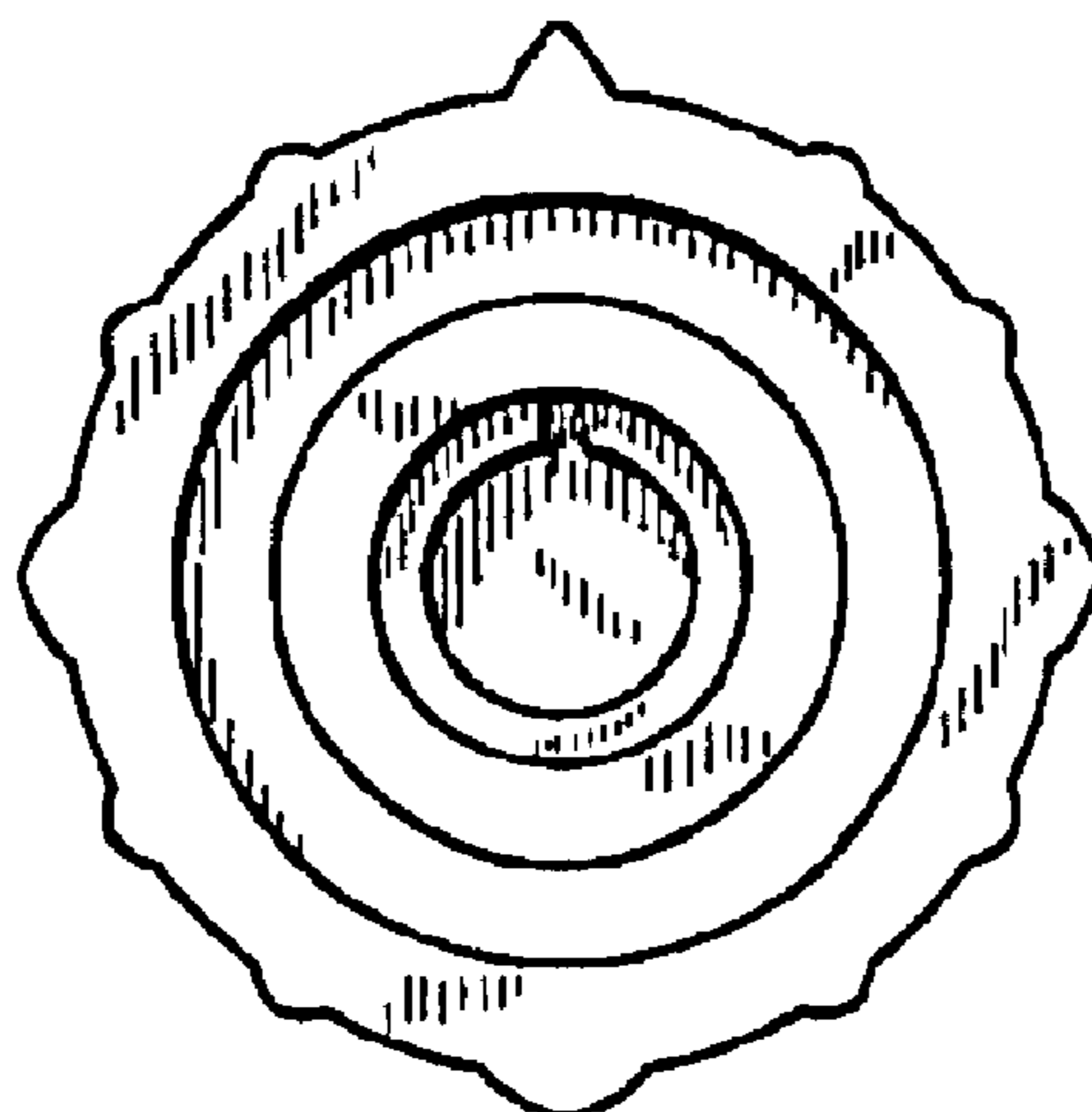


FIG. 6

