

US00D498406S

(12) **United States Design Patent** (10) **Patent No.:** **US D498,406 S**
Adler (45) **Date of Patent:** **** Nov. 16, 2004**

(54) **DRAWER PULL**

(76) Inventor: **Daniel Adler**, 129 Theodore Fremd Ave., Rye, NY (US) 10580

(**) Term: **14 Years**

(21) Appl. No.: **29/167,125**

(22) Filed: **Sep. 9, 2002**

(51) **LOC (7) Cl.** **08-06**

(52) **U.S. Cl.** **D8/316**

(58) **Field of Search** D8/300, 315, 316,
D8/317, 318, 319, 320, DIG. 1; 16/110.1,
412, 414-419, 441, 443-445

(56) **References Cited**

U.S. PATENT DOCUMENTS

D80,744 S	*	3/1930	Seidensticker	D8/320
D186,811 S	*	12/1959	Hillgren	D8/316
D194,968 S	*	4/1963	Stelma	D8/317
D315,488 S	*	3/1991	Tremonti	D8/316
D431,445 S	*	10/2000	Short	D8/316

* cited by examiner

Primary Examiner—Paula A. Greene

(74) *Attorney, Agent, or Firm*—Walter J. Tenczas

(57) **CLAIM**

I claim the ornamental design for a drawer pull, as shown and described.

DESCRIPTION

FIG. 1 is a top front left perspective view showing the drawer pull of an embodiment of the present invention, the broken line showing of a drawer is for illustrative purposes only and forms no part of the claimed design;

FIG. 2 is a bottom rear left perspective view of the drawer pull of FIG. 1;

FIG. 3 is a top view of the drawer pull of FIG. 1, the bottom view being a symmetrical view of the top view, the broken line showing of a drawer is for illustrative purposes only and forms no part of the claimed design;

FIG. 4 is a front view of the drawer pull of FIG. 1, the broken line showing of a drawer is for illustrative purposes only and forms no part of the claimed design; and

FIG. 5 is a rear view of the drawer pull of FIG. 1; and, FIG. 6 is a left side view of the drawer pull of FIG. 1, the right side view being the same as the left side view, the broken line showing of a drawer is for illustrative purposes only and forms no part of the claimed design.

1 Claim, 3 Drawing Sheets

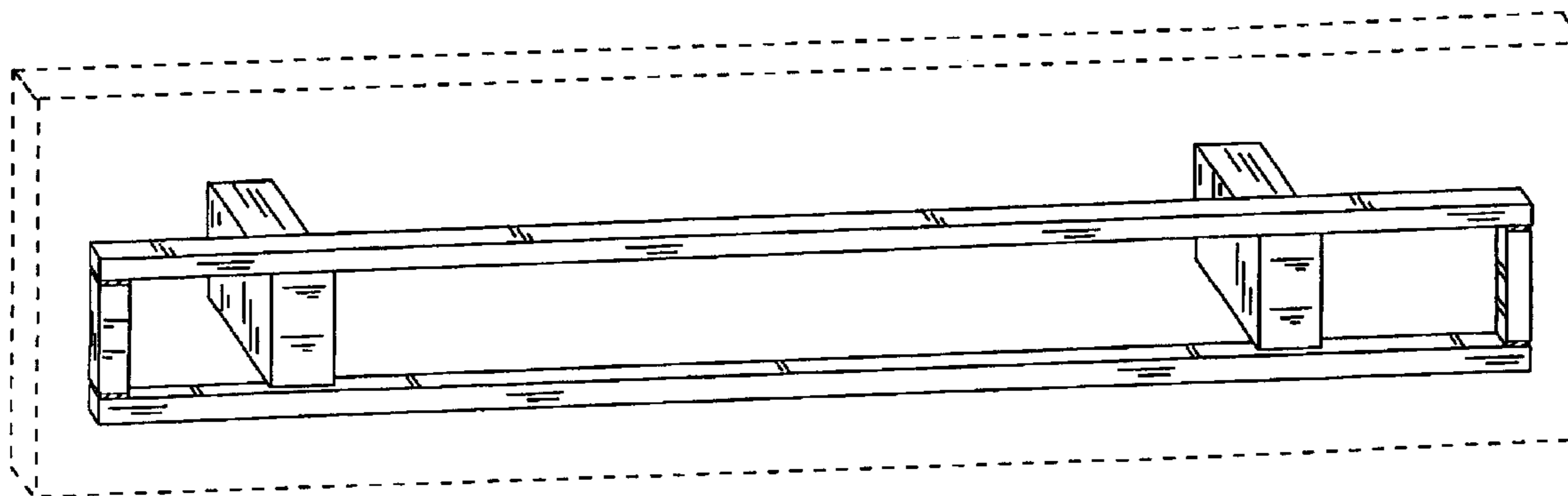


Fig. 2

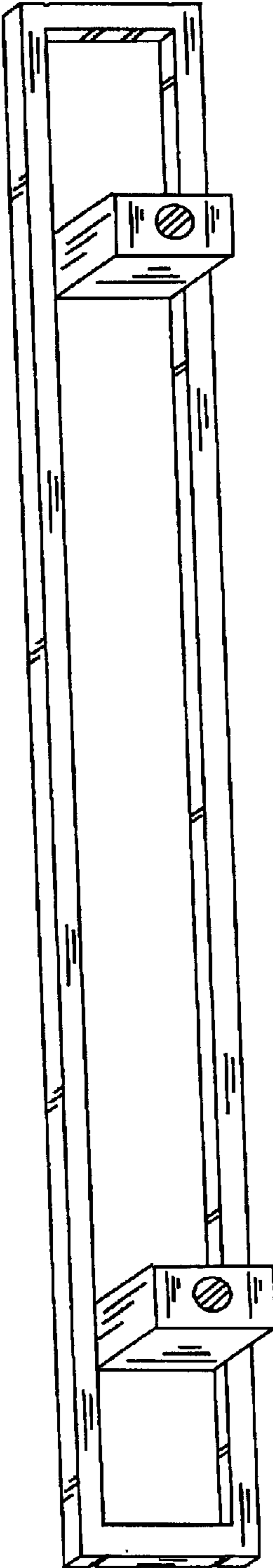


Fig. 1

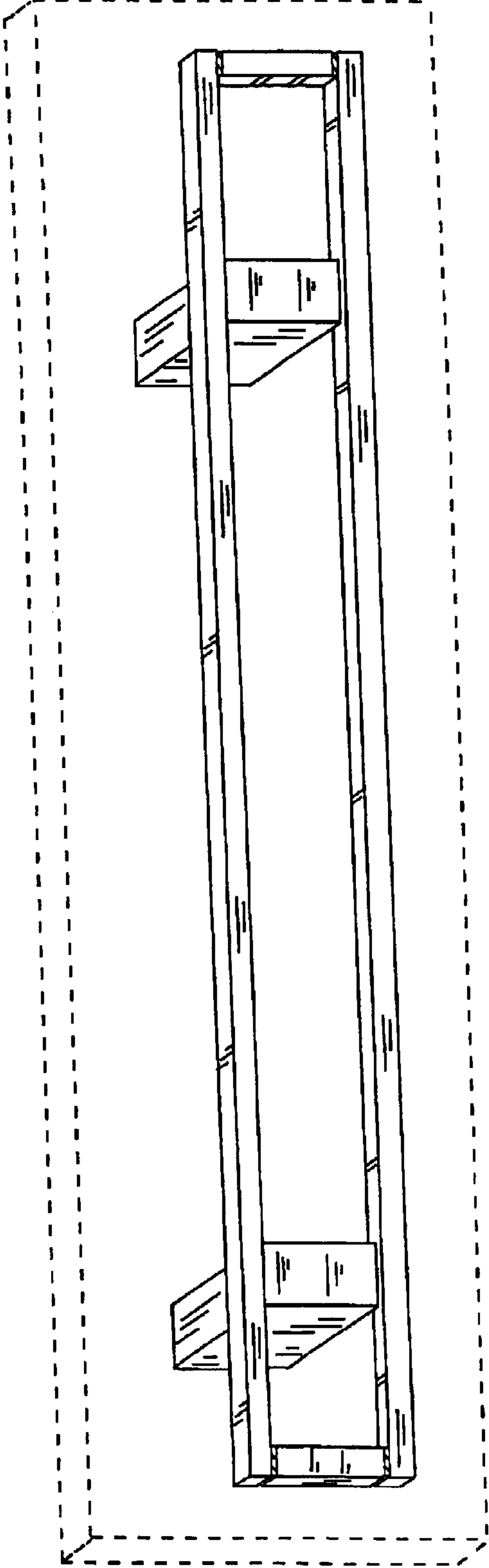


Fig. 3




Fig. 4

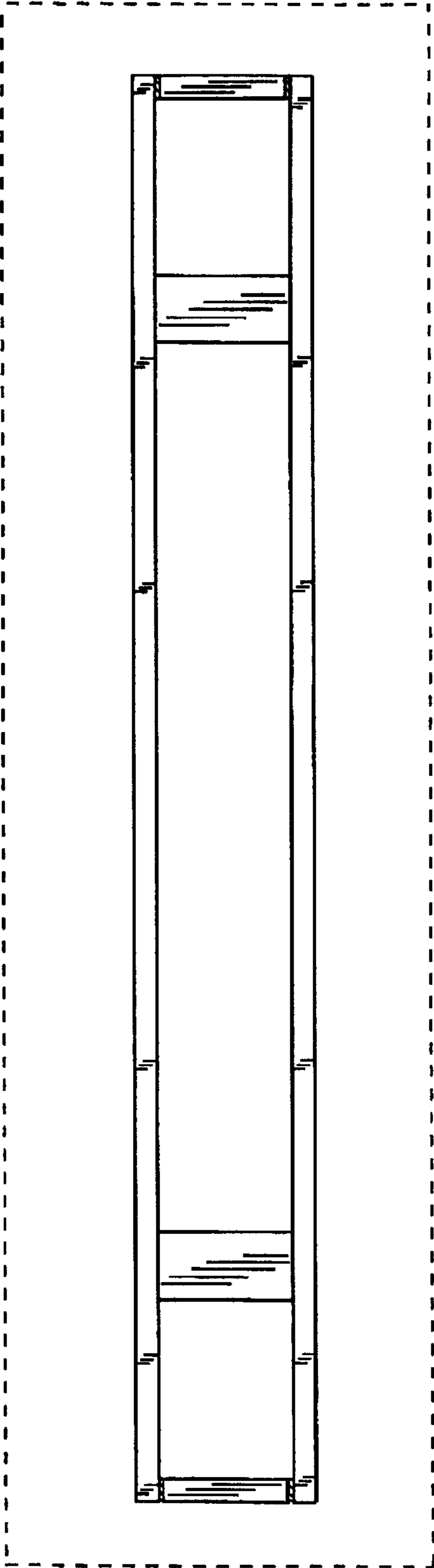


Fig. 5




Fig. 6

