

US00D498404S

(12) **United States Design Patent**
Schmidt

(10) **Patent No.: US D498,404 S**

(45) **Date of Patent: ** Nov. 16, 2004**

(54) **BAG CUTTER BLADE HOLDER**

(75) **Inventor: G. Gerry Schmidt, Newport Beach, CA (US)**

(73) **Assignee: Pacific Handy Cutter, Inc., Costa Mesa, CA (US)**

(**) **Term: 14 Years**

(21) **Appl. No.: 29/186,192**

(22) **Filed: Jul. 10, 2003**

(51) **LOC (7) Cl. 08-03**

(52) **U.S. Cl. D8/98**

(58) **Field of Search D8/98, 99; 30/294, 30/314, 316, 317, 289, 320**

(56) **References Cited**

U.S. PATENT DOCUMENTS

D294,797 S	*	3/1988	Itoh	D8/98
D323,967 S	*	2/1992	Talbot	D8/98
D362,168 S	*	9/1995	Mancini	D8/98
5,524,348 A	*	6/1996	Tipp	30/294
D377,595 S	*	1/1997	Wiezenhal	D8/98
D381,886 S	*	8/1997	Domenico	D8/98
5,720,062 A	*	2/1998	Vaught	30/294
5,819,419 A	*	10/1998	Schmidt	30/294
D401,492 S	*	11/1998	Joseph, Jr.	D8/98
D405,674 S	*	2/1999	Reidenbach	D8/98

6,003,181 A	*	12/1999	Wenk	30/294
6,371,844 B1	*	4/2002	Holler	30/294
D470,030 S	*	2/2003	Swier	D8/98

OTHER PUBLICATIONS

Prime Line Catalog 2002 off of Google Catalogs, pp. 33 and 34, Envelope slitters.*

* cited by examiner

Primary Examiner—Philip S. Hyder

(74) *Attorney, Agent, or Firm*—Henricks, Slavin & Holmes LLP

(57) **CLAIM**

I claim the ornamental design for a bag cutter blade holder, as shown and described.

DESCRIPTION

FIG. 1 is a front elevational view of a bag cutter blade holder showing my new design;

FIG. 2 is a top plan view thereof;

FIG. 3 is a bottom plan view thereof;

FIG. 4 is a right side elevational view thereof;

FIG. 5 is a back elevational view thereof; and,

FIG. 6 is a left side elevational view thereof.

The broken line showings of the blade are for illustrative purposes only and form no part of the claimed design.

1 Claim, 1 Drawing Sheet

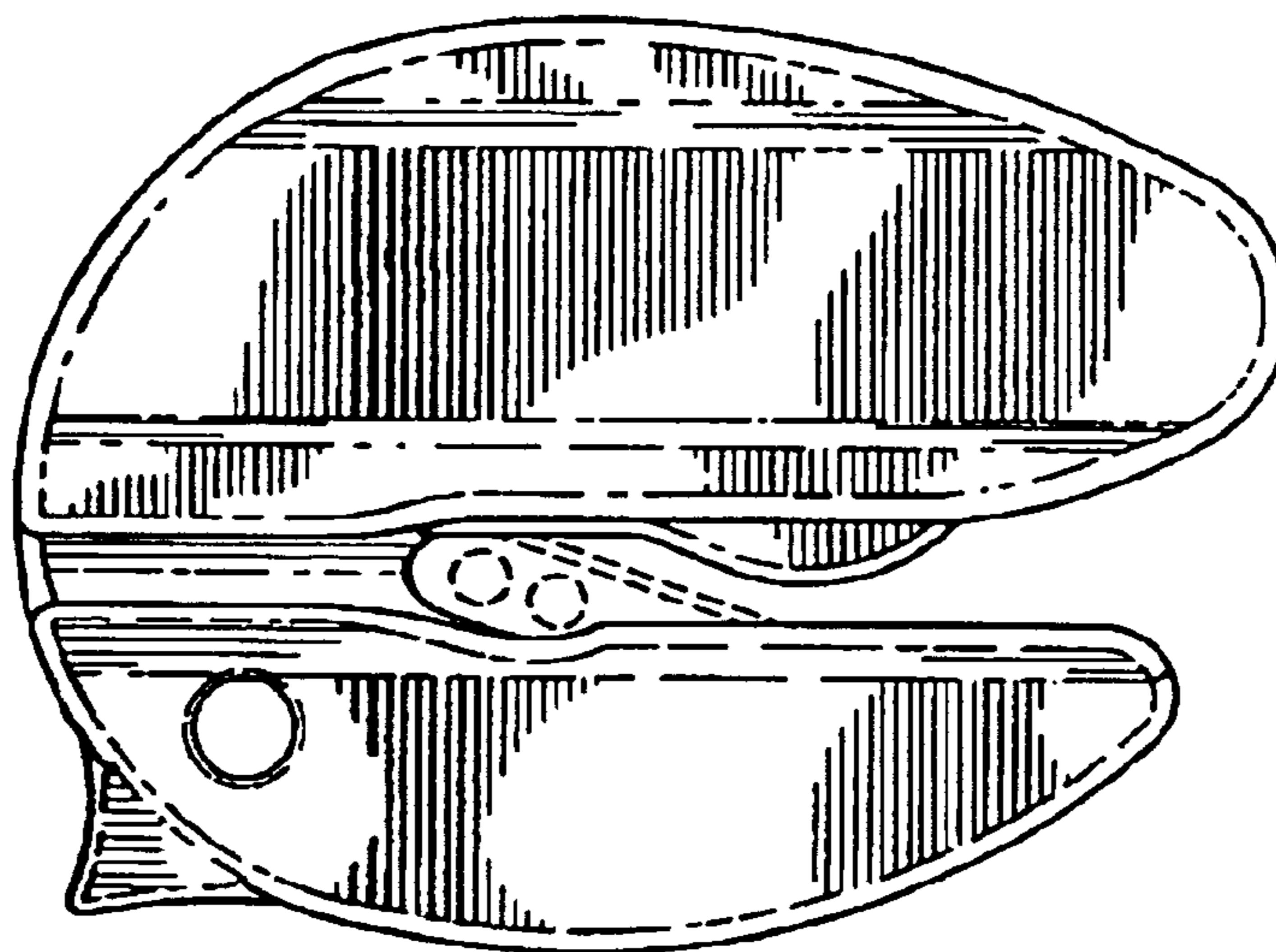




FIG. 2

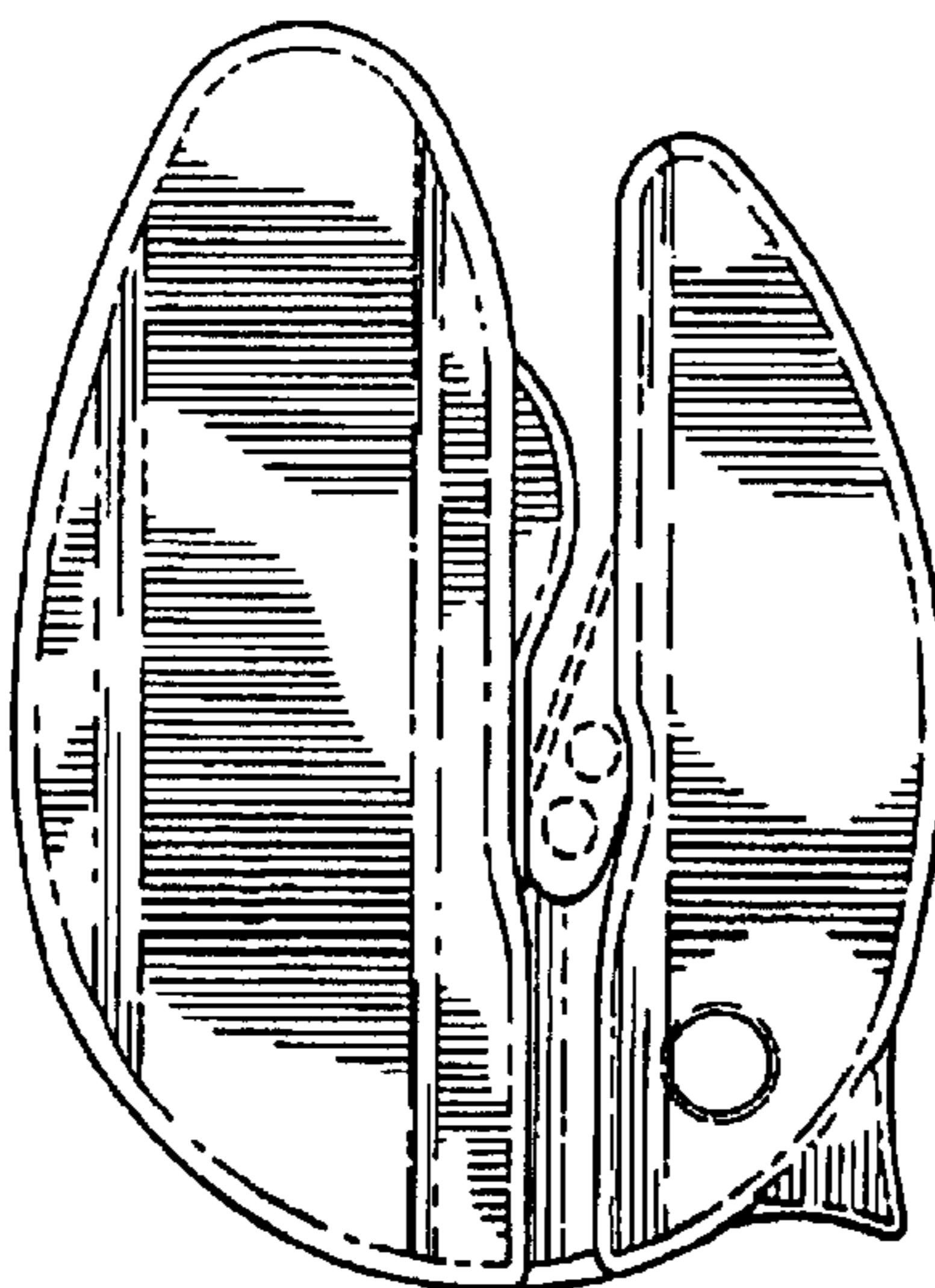


FIG. 1



FIG. 4

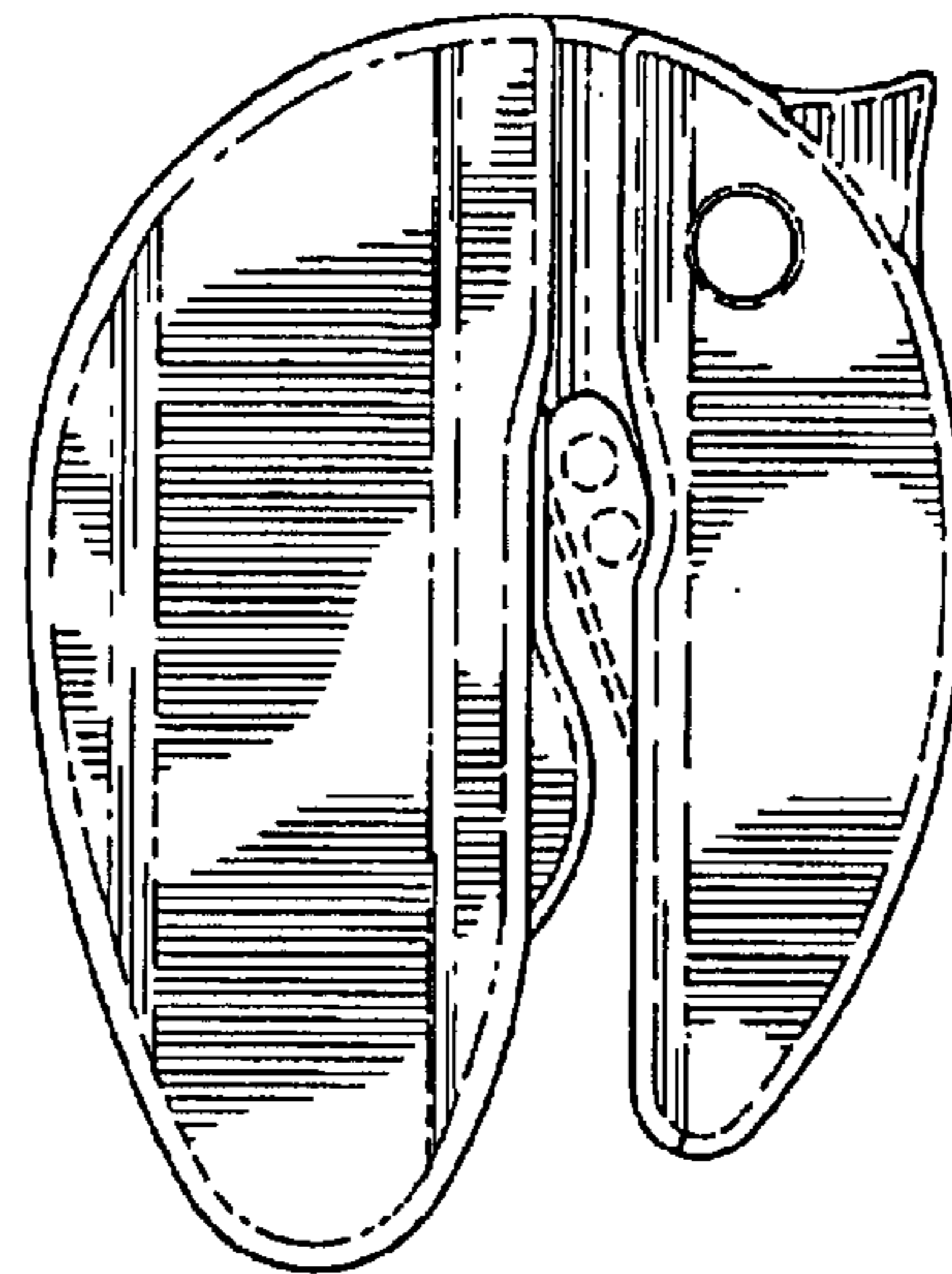


FIG. 5



FIG. 6



FIG. 3