

US00D498389S

(12) **United States Design Patent**  
**Tollman**

(10) **Patent No.: US D498,389 S**  
(45) **Date of Patent: \*\* Nov. 16, 2004**

(54) **SNACK BOWL AND LID**  
(75) Inventor: **Stephen Paul Tollman**, Woodside (GB)  
(73) Assignee: **Vital Innovations Limited**, Woodside (GB)  
(\*\*) Term: **14 Years**

(21) Appl. No.: **29/185,760**  
(22) Filed: **Jul. 2, 2003**

(30) **Foreign Application Priority Data**

Jan. 7, 2003 (GB) ..... 3009868

(51) **LOC (7) Cl.** ..... **07-01**  
(52) **U.S. Cl.** ..... **D7/538; D7/629; D7/543**  
(58) **Field of Search** ..... D7/538, 545, 543,  
D7/542, 354, 356, 360, 629, 608, 601,  
602; D9/428; 220/575, 574, 4.27, 792,  
324, 835, 369, 4.21

(56) **References Cited**

**U.S. PATENT DOCUMENTS**

D329,572 S \* 9/1992 Krupa ..... D7/542  
D336,596 S \* 6/1993 Osgood et al. .... D7/608  
D352,423 S \* 11/1994 Laib ..... D7/538  
5,409,126 A \* 4/1995 DeMars ..... 220/4.27  
D419,394 S \* 1/2000 Wilson et al. .... D7/629  
D421,202 S \* 2/2000 Demers ..... D7/538  
D431,420 S \* 10/2000 Susta ..... D7/545  
D432,360 S \* 10/2000 Greene ..... D7/543  
D445,650 S \* 7/2001 Maxwell et al. .... D7/629  
D446,081 S \* 8/2001 Schulein ..... D7/543  
D453,283 S \* 2/2002 Terracciano ..... D7/608  
D476,861 S \* 7/2003 Zettle et al. .... D7/629  
D477,186 S \* 7/2003 de Groote et al. .... D7/543  
D477,970 S \* 8/2003 Thonis ..... D7/542  
D484,363 S \* 12/2003 de Groote ..... D7/543  
D484,745 S \* 1/2004 Watson ..... D7/545

D491,024 S \* 6/2004 Welsh ..... D7/629

\* cited by examiner

*Primary Examiner*—M. N. Pandozzi

(74) *Attorney, Agent, or Firm*—MacMillan, Sobanski & Todd, LLC

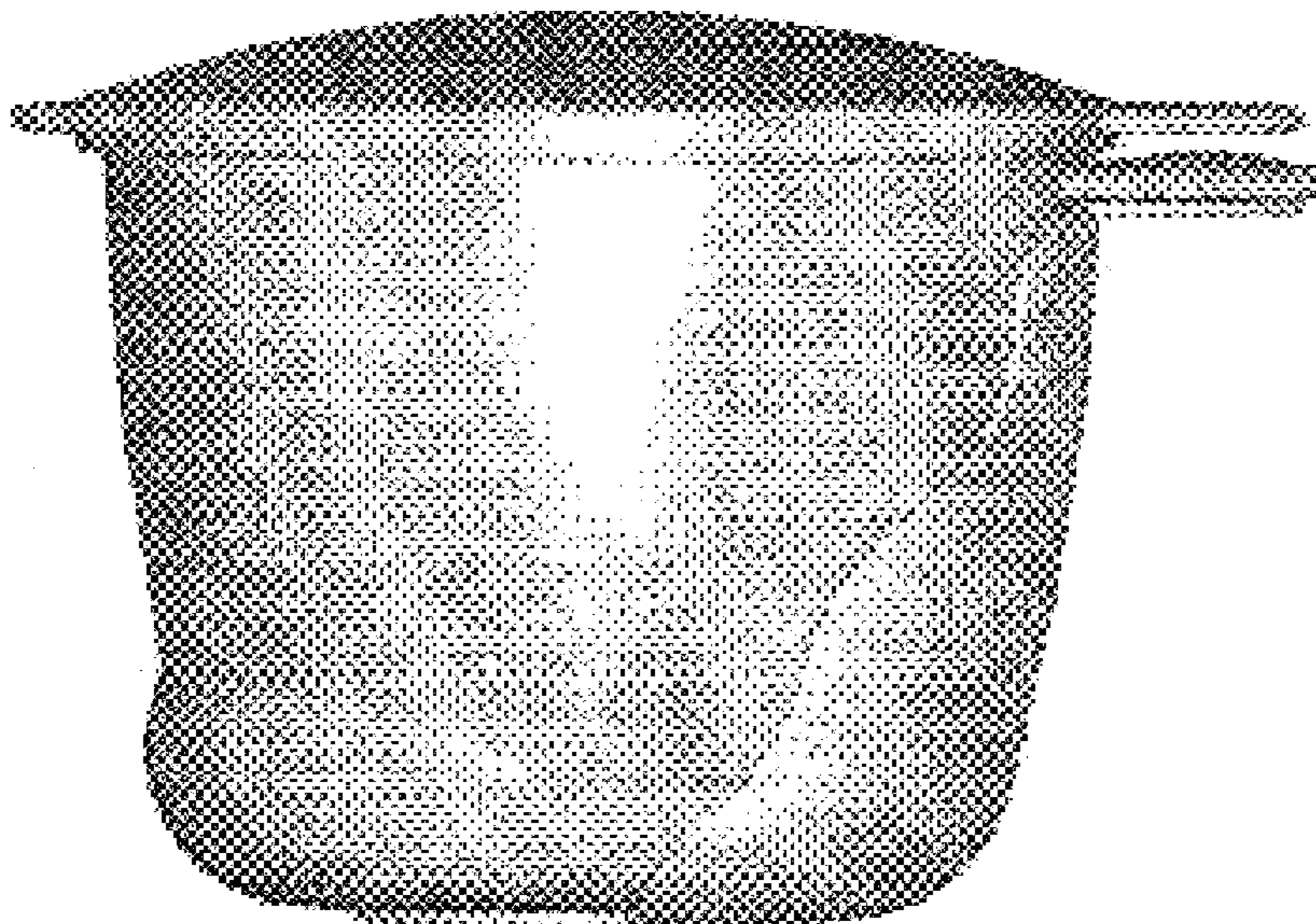
(57) **CLAIM**

The ornamental design for a snack bowl and lid, as shown and described.

**DESCRIPTION**

FIG. 1 is a perspective view as seen from the upper right of a snack bowl and lid showing my new design;  
FIG. 2 is a right side elevational view thereof, the left side being a mirror image thereof;  
FIG. 3 is a perspective view thereof as seen from the lower front;  
FIG. 4 is a perspective view thereof as seen from the lower right side;  
FIG. 5 is a perspective view thereof as seen from the upper front;  
FIG. 6 is a perspective view thereof as seen from the lower rear;  
FIG. 7 is a front elevational view thereof;  
FIG. 8 is a rear elevational view thereof;  
FIG. 9 is a top plan view thereof;  
FIG. 10 is a bottom view thereof;  
FIG. 11 is a perspective view thereof with the lid removed for ease of illustration;  
FIG. 12 is a front elevational view thereof;  
FIG. 13 is a rear elevational view thereof;  
FIG. 14 is a perspective view of the snack bowl with lid with the bowl portion removed for ease of illustration, showing the bottom of the lid; and,  
FIG. 15 is a side elevational view thereof.

**1 Claim, 7 Drawing Sheets**



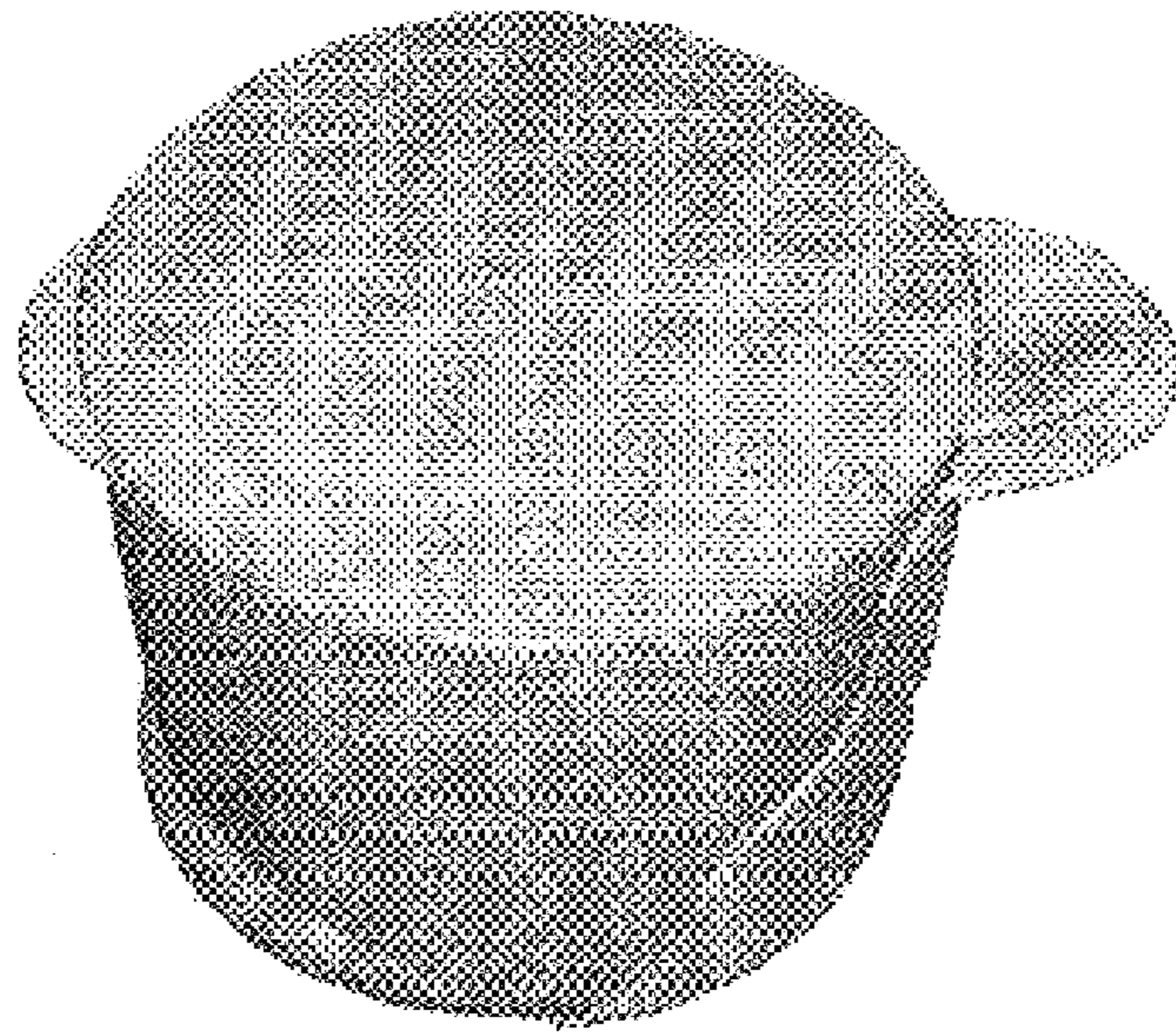


Fig. 1




Fig. 2






Fig. 3

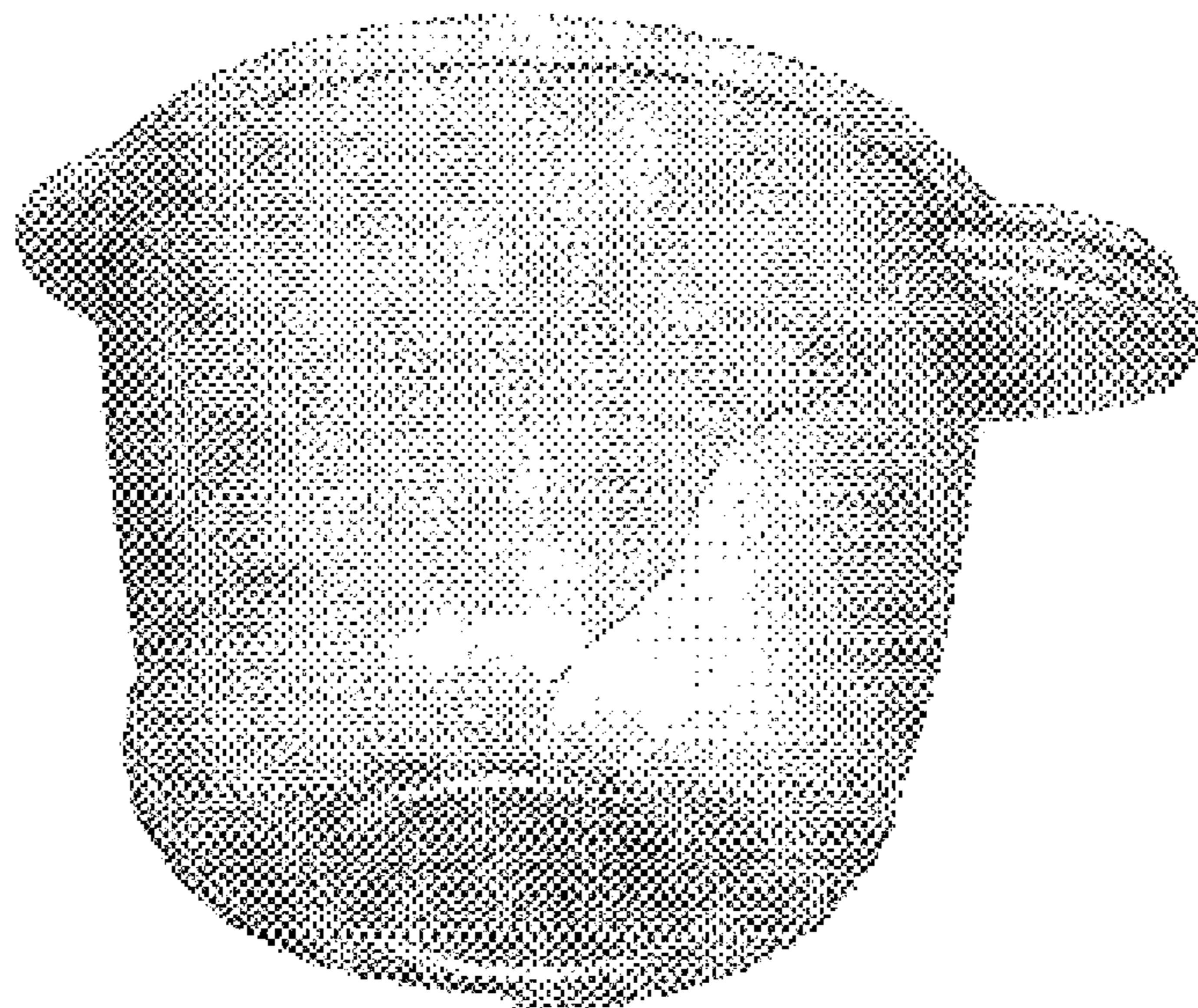


Fig. 4

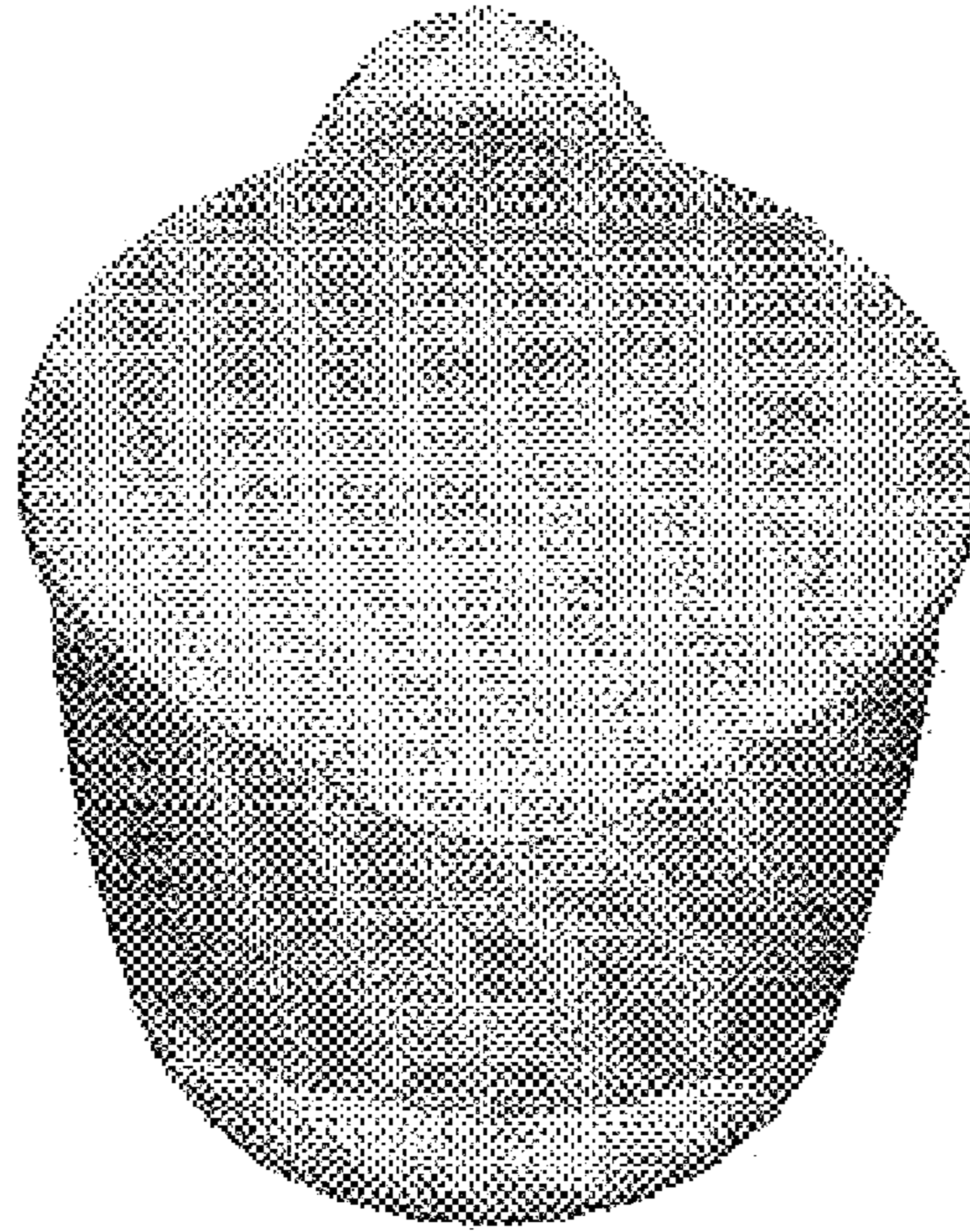


Fig. 5




Fig. 6



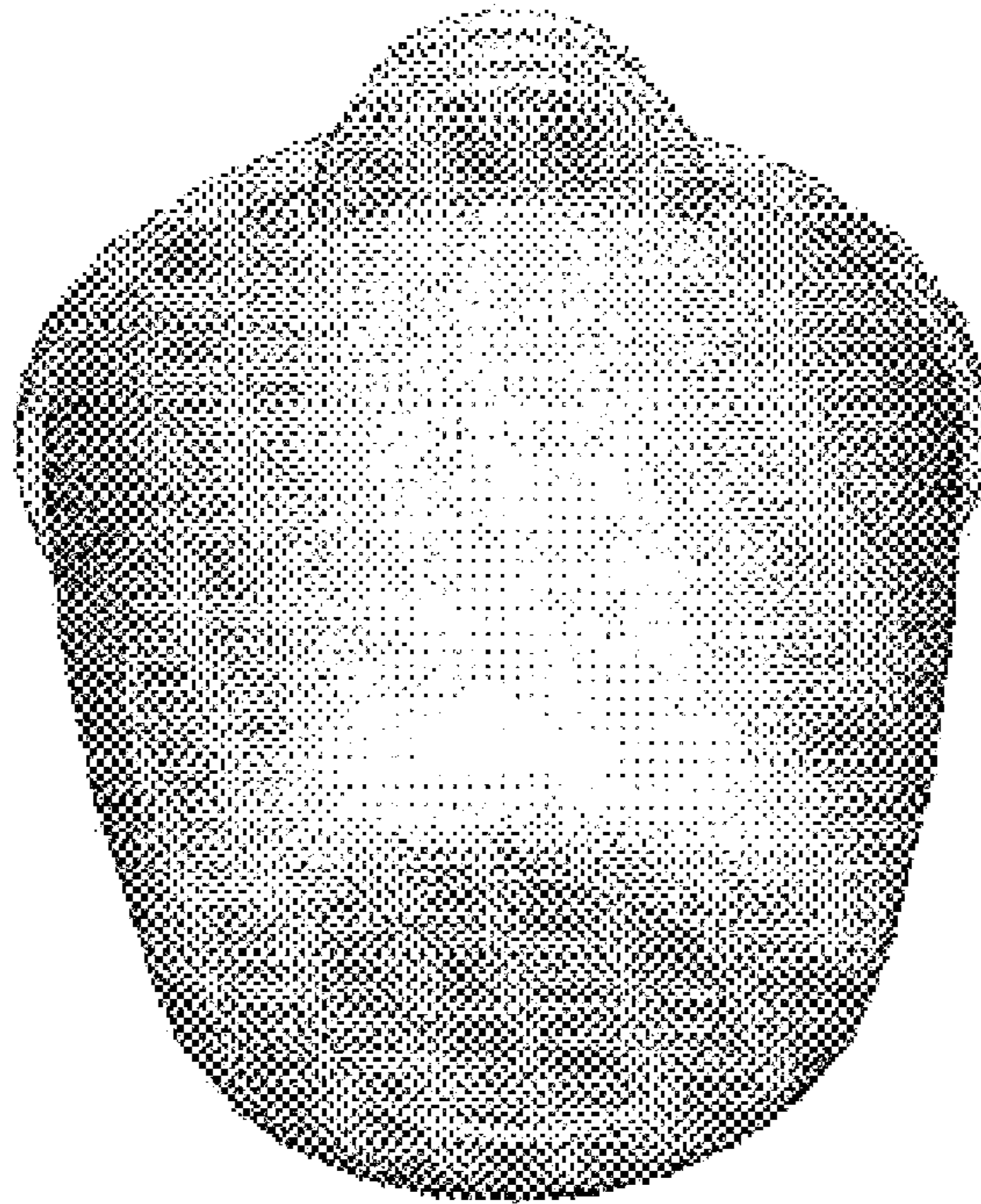


Fig. 7




Fig. 8

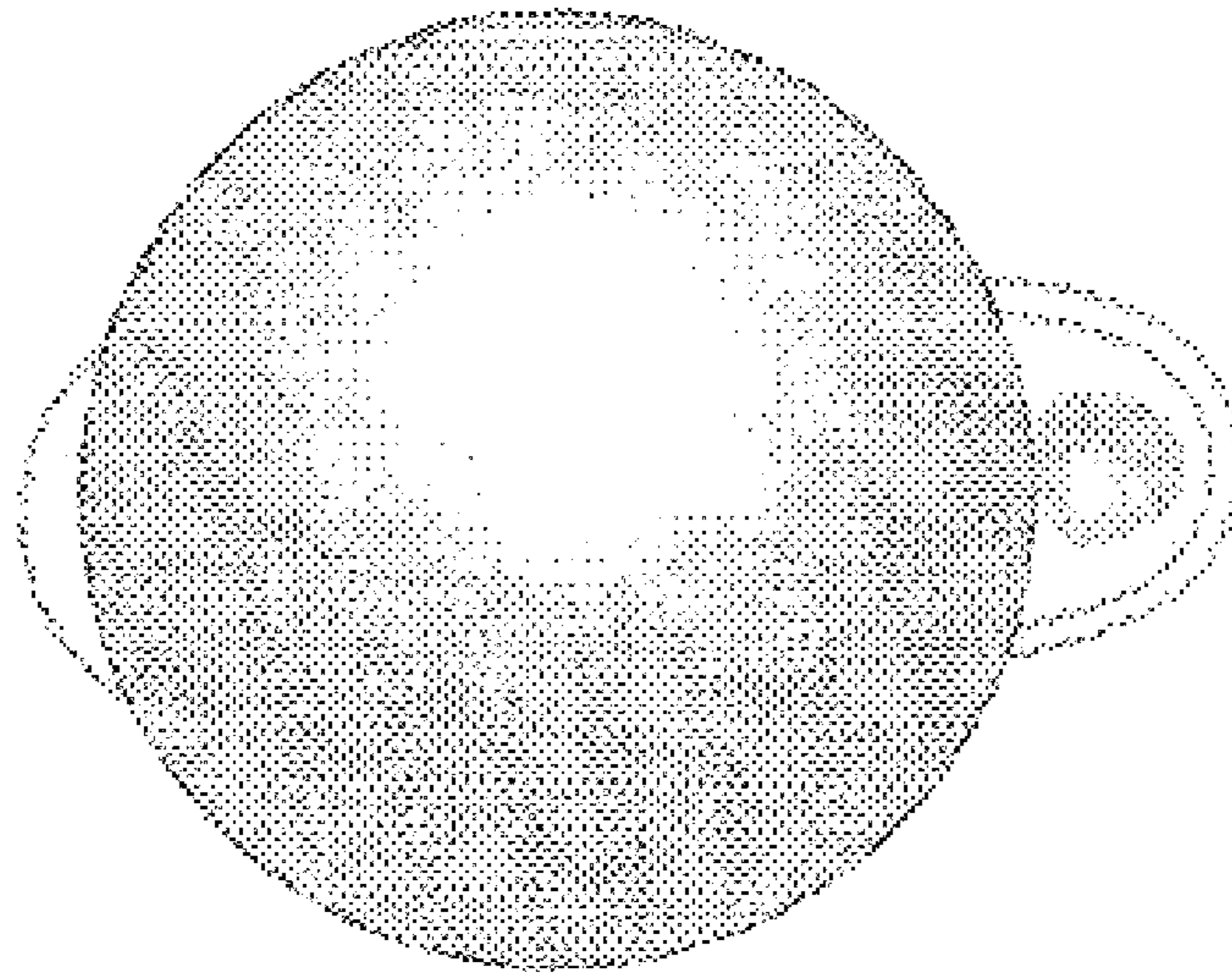


Fig. 9

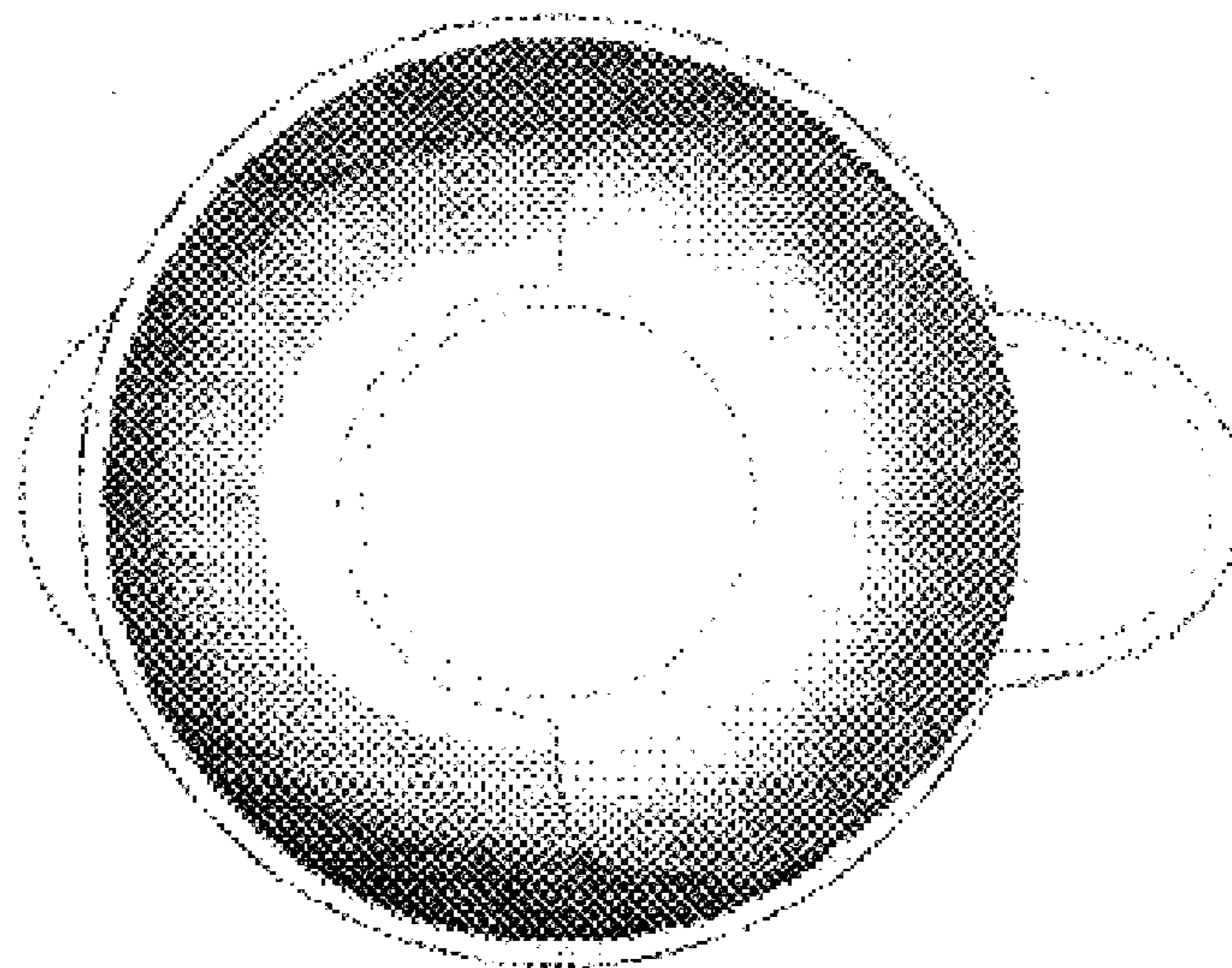


Fig. 10

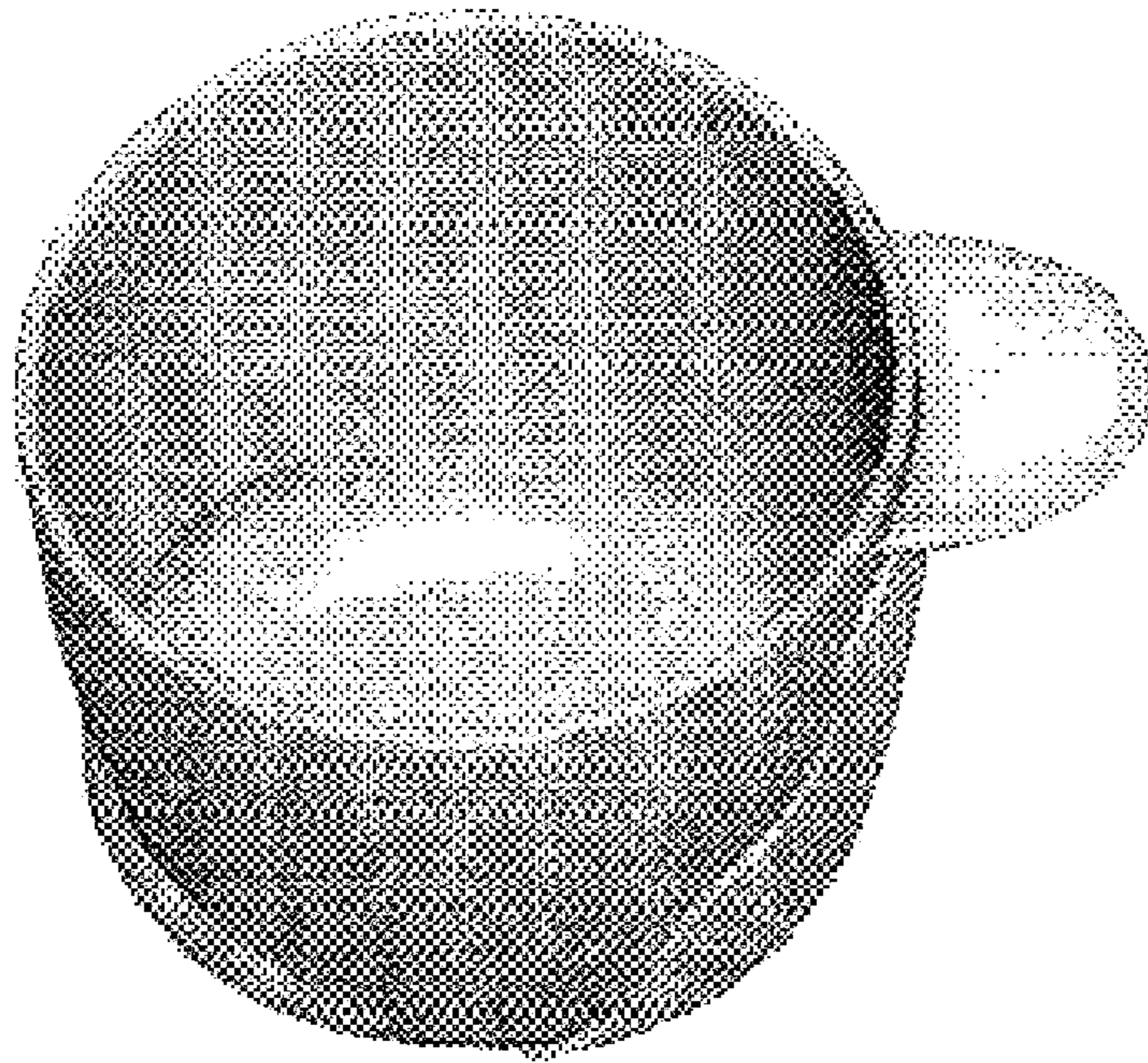


Fig. 11




Fig. 12






Fig. 13




Fig. 14



Fig. 15