



US00D498382S

(12) **United States Design Patent** (10) **Patent No.:** **US D498,382 S**
Davis (45) **Date of Patent:** **** Nov. 16, 2004**

(54) **SINGLE SERVE SHAKER BOTTLE**

(76) Inventor: **Scott B. Davis**, 235 E. 1200 South,
Bountiful, UT (US) 84010

(**) Term: **14 Years**

(21) Appl. No.: **29/186,838**

(22) Filed: **Jul. 22, 2003**

(51) **LOC (7) Cl.** **07-01**

(52) **U.S. Cl.** **D7/300.1; D7/511**

(58) **Field of Search** D7/509, 507, 300.1,
D7/510, 511, 523, 598, 392; 215/383, 386,
388; 220/568, 705; D23/209

(56) **References Cited**

U.S. PATENT DOCUMENTS

1,740,223	A	*	12/1929	Burvenick	220/568
1,744,328	A	*	1/1930	Morley	215/383
D97,675	S	*	12/1935	dAVIS	D7/300.1
D233,116	S	*	10/1974	Swett et al.	D7/300.1
D332,373	S	*	1/1993	Kahl	D7/510
D358,530	S	*	5/1995	Mehra et al.	D7/510
D371,304	S	*	7/1996	Onneweer	D9/503
D409,043	S	*	5/1999	Lillelund et al.	D7/392
D433,729	S	*	11/2000	Poirier et al.	D23/209
D438,758	S	*	3/2001	Tal et al.	D7/510

D439,111	S	*	3/2001	Tal et al.	D7/511
D457,783	S	*	5/2002	Bodum	D7/511
D461,368	S	*	8/2002	Durand	D7/523
D478,779	S	*	8/2003	Stamper, III et al.	D7/510

* cited by examiner

Primary Examiner—M. N. Pandozzi

(74) *Attorney, Agent, or Firm*—Timothy B. Smith

(57) **CLAIM**

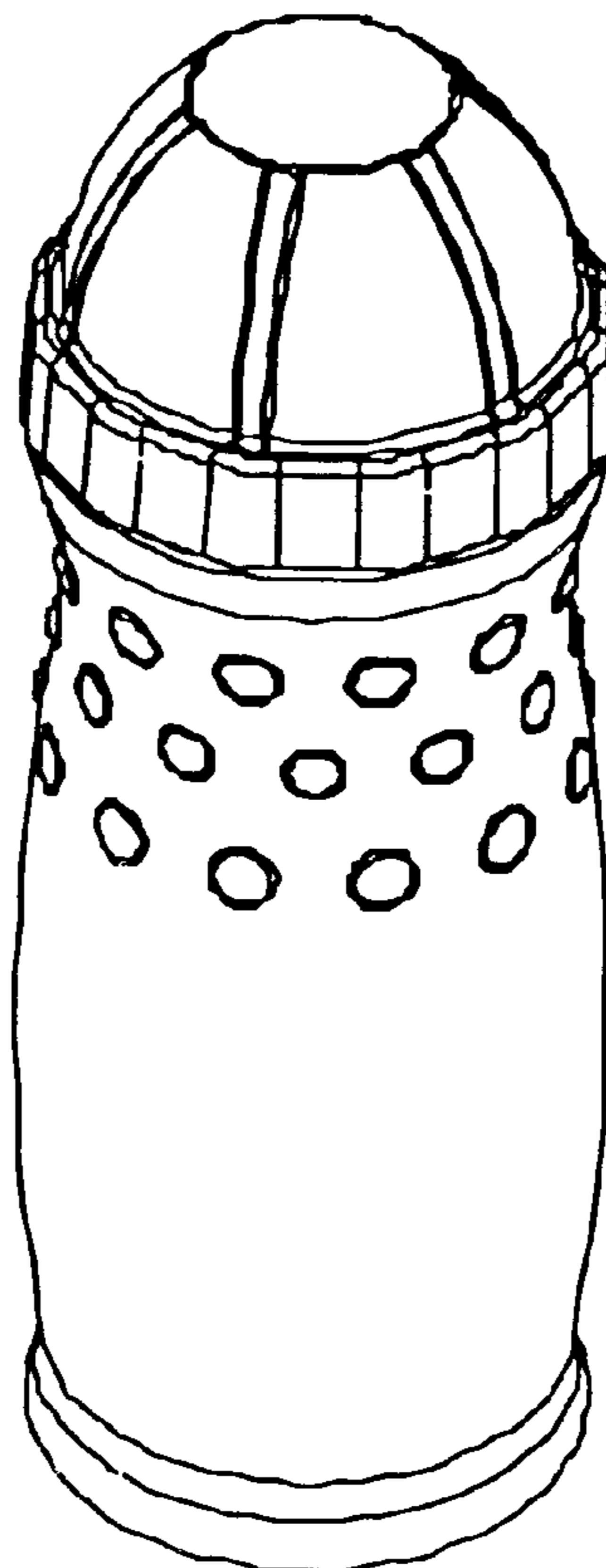
I claim the ornamental design for a single serve shaker bottle, as shown.

DESCRIPTION

FIG. 1 is a front perspective view of a single serve shaker bottle showing my new design;
 FIG. 2 is a front perspective view thereof;
 FIG. 3 is a front elevational view thereof;
 FIG. 4 is a top plan view thereof;
 FIG. 5 is rear elevational view thereof; and,
 FIG. 6 is an enlarged detail of the area surrounded by dashed lines in FIG. 5, the rest of the bottle removed for ease of illustration.

The broken lines in the drawings are for illustrative purposes only and form no part of the claimed design;

1 Claim, 2 Drawing Sheets



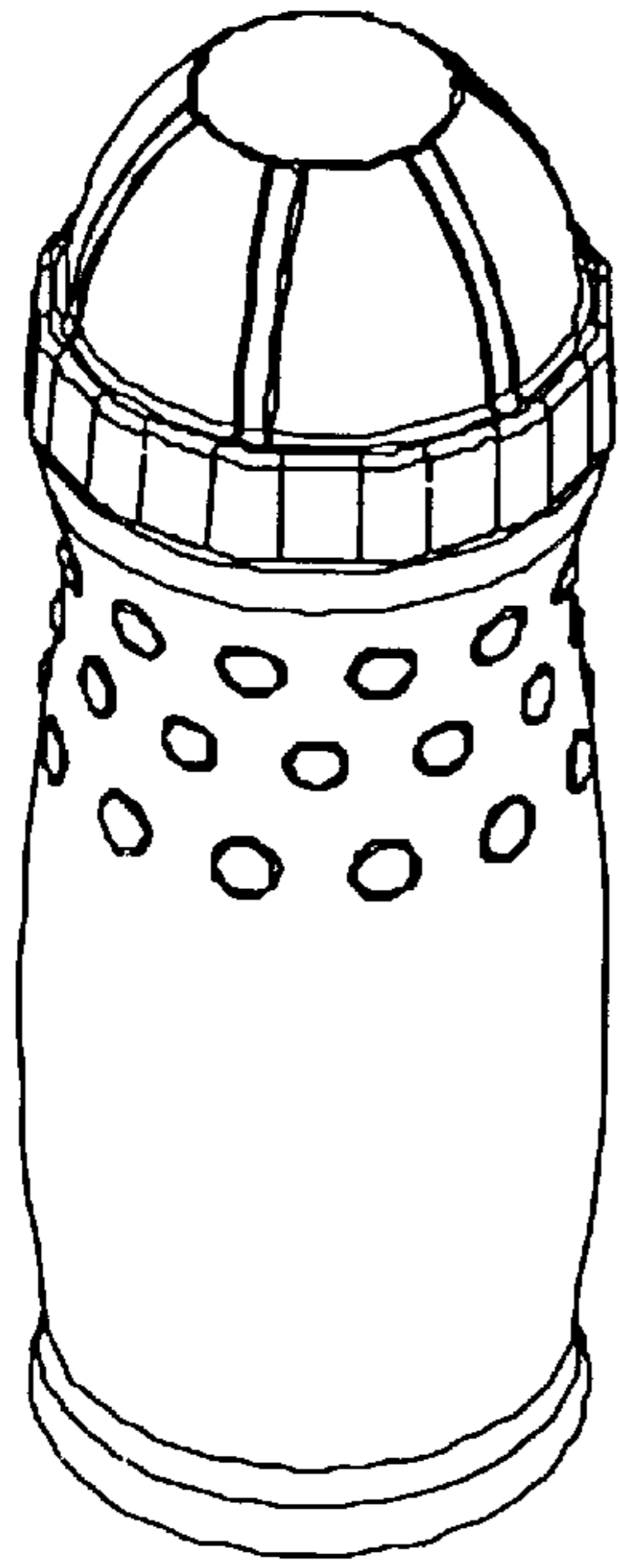


Fig. 1

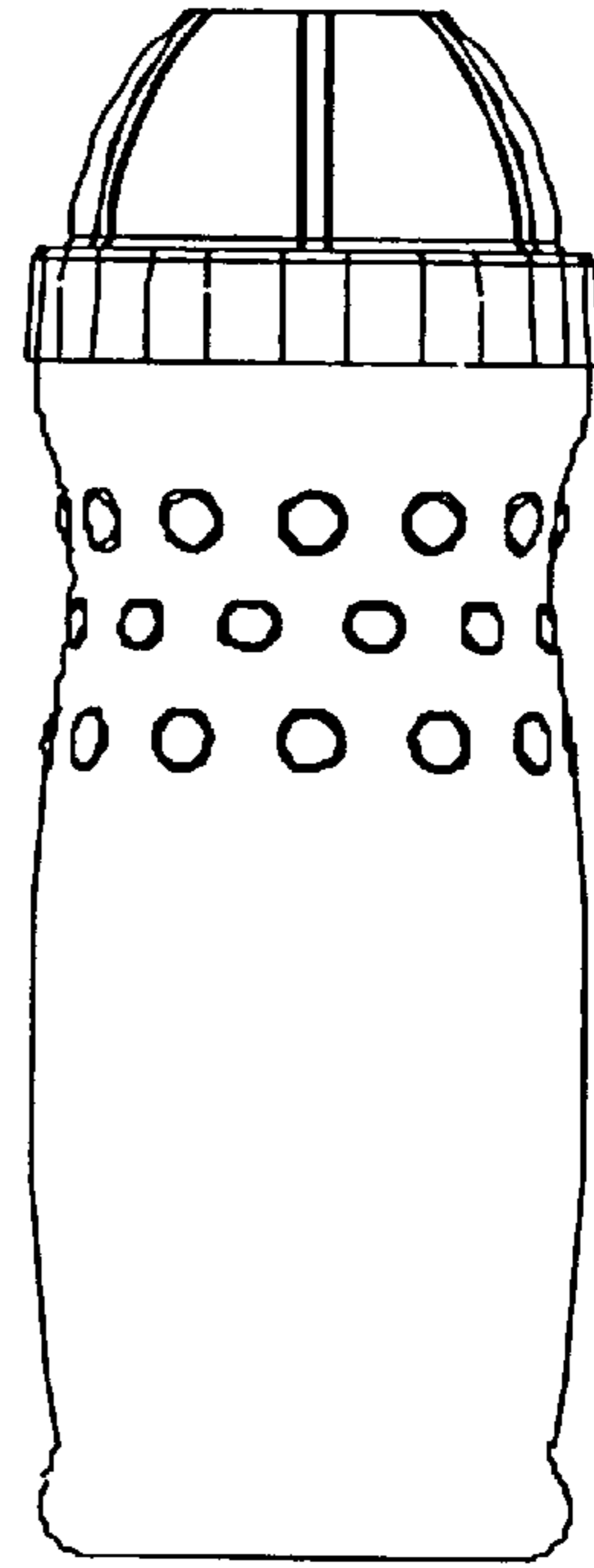


Fig. 3

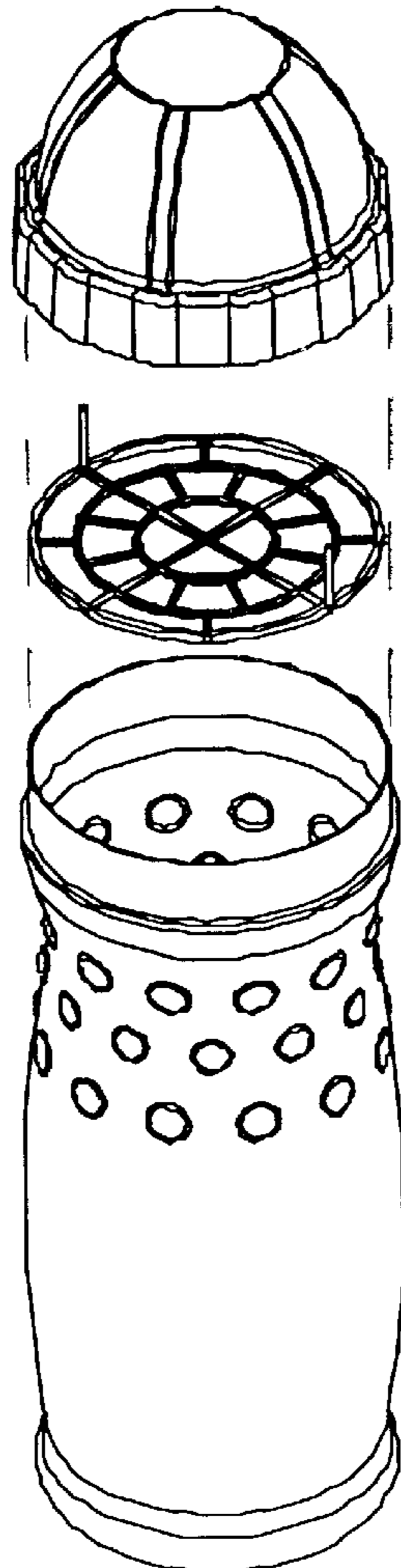


Fig. 2




Fig. 4

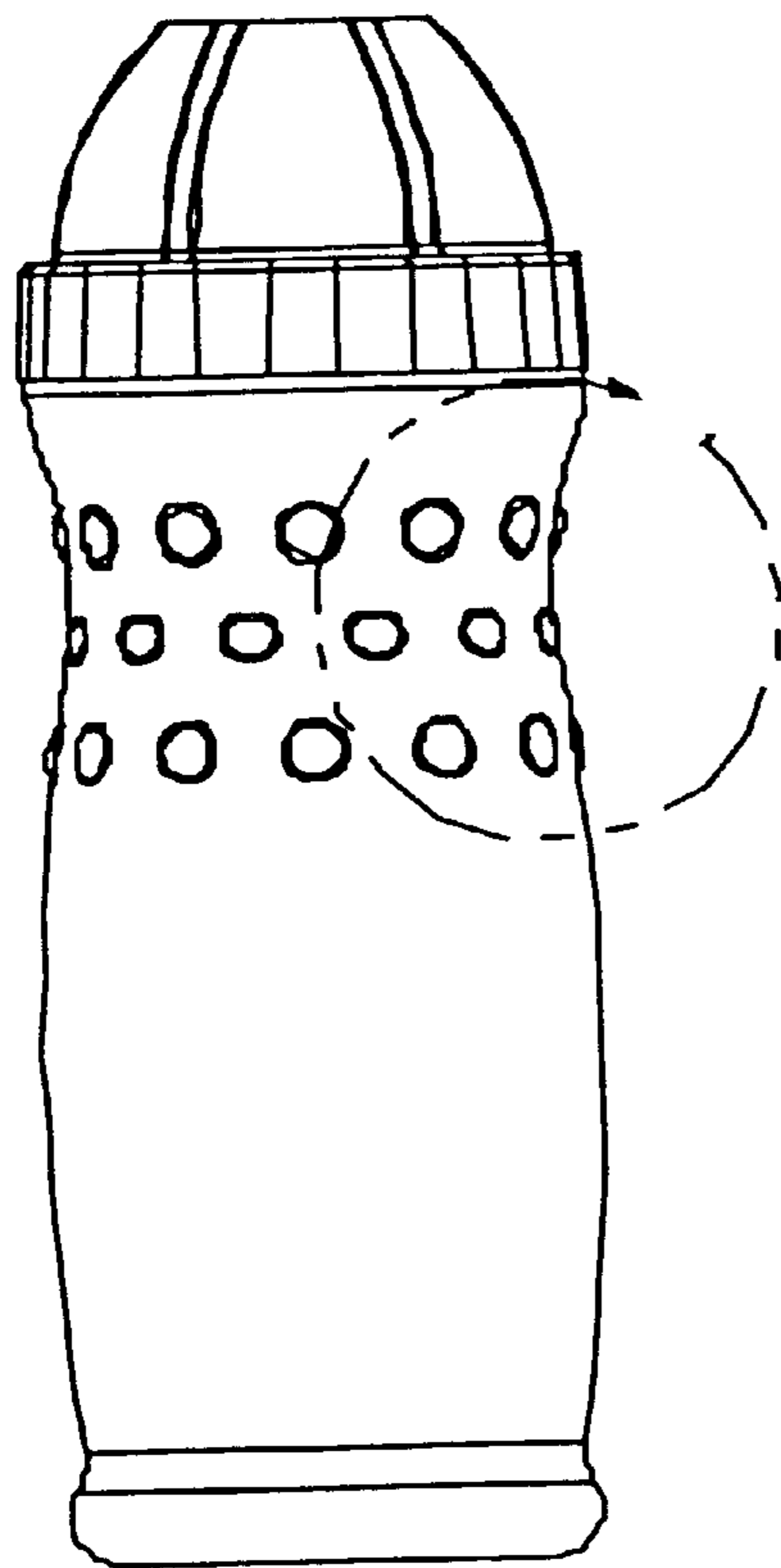


Fig. 5

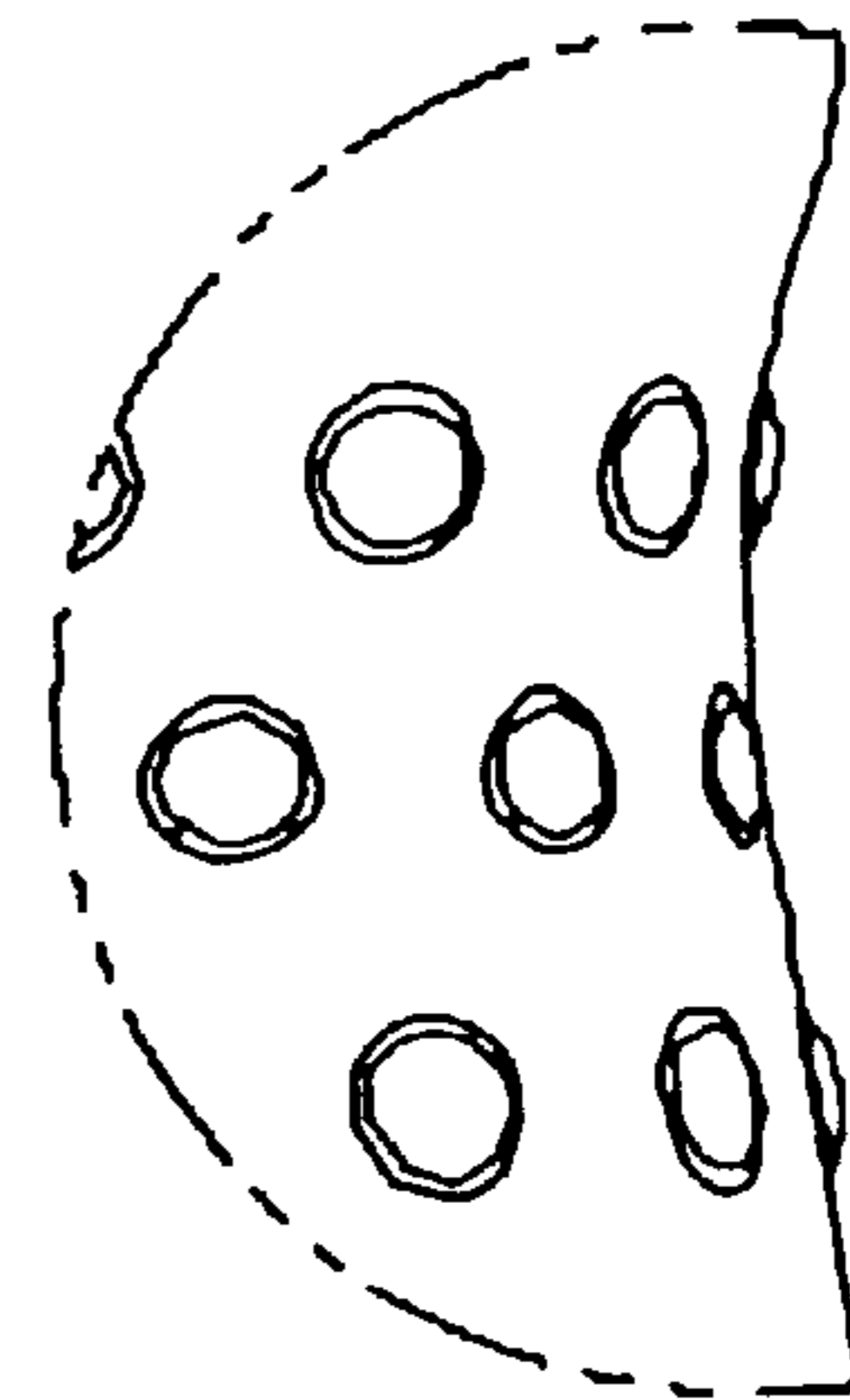


Fig. 6