

US00D498352S

(12) **United States Design Patent** (10) **Patent No.:** **US D498,352 S**
Ringholz et al. (45) **Date of Patent:** **** Nov. 16, 2004**

(54) **FOOTWEAR UPPER**
 (75) Inventors: **Ryan Ringholz**, Carpenteria, CA (US);
Fiona Jane Adams, Santa Barbara, CA (US)
 (73) Assignee: **Pony International, LLC**, Santa Barbara, CA (US)
 (**) Term: **14 Years**

D387,194 S 12/1997 Serna D2/169
 D387,893 S * 12/1997 Bathum D2/969
 D441,175 S * 5/2001 Ritter et al. D2/908
 D451,266 S 12/2001 Schroeder et al. D2/969
 D457,297 S 5/2002 Adams et al. D2/969
 D477,456 S 7/2003 Burg et al. D2/969
 D479,039 S 9/2003 Eidsgaard et al. D2/969
 D482,854 S * 12/2003 Burg et al. D2/969
 D486,632 S * 2/2004 Adams D2/969
 D486,633 S * 2/2004 Adams D2/969

* cited by examiner

(21) Appl. No.: **29/184,062**
 (22) Filed: **Oct. 30, 2003**

Primary Examiner—Dominic Simone
 (74) *Attorney, Agent, or Firm*—Jeffer, Mangels, Butler & Marmaro LLP

(51) **LOC (7) Cl.** **02-99**
 (52) **U.S. Cl.** **D2/969**
 (58) **Field of Search** D2/902, 907, 908,
 D2/943, 944, 969; 36/45, 50.1, 77 M, 77 R,
 83, 88, 113, 114, 126–130

(57) **CLAIM**

The ornamental design for a footwear upper, as shown and described.

DESCRIPTION

FIG. 1 is a right side elevational view of a preferred embodiment of a footwear upper showing our new design; FIG. 2 is a top plan view thereof; FIG. 3 is a left side elevational view thereof; FIG. 4 is a rear elevational view thereof; and, FIG. 5 is a front elevational view thereof. The broken lines and the broken line mesh pattern in the figures are for illustrative purposes only and form no part of the claimed design.

(56) **References Cited**

U.S. PATENT DOCUMENTS

D227,519 S 7/1973 Meadows D2/309
 D238,983 S 3/1976 Senter D2/310
 D253,017 S 10/1979 Marchesi D2/309
 D258,548 S 3/1981 Famolare D2/309
 D281,115 S 10/1985 Campbell et al. D2/309
 D283,364 S 4/1986 Gamm D2/309
 D297,883 S 10/1988 Mourad D2/314
 D322,710 S 12/1991 Allen D2/314
 D343,277 S * 1/1994 Richard et al. D2/970

1 Claim, 2 Drawing Sheets

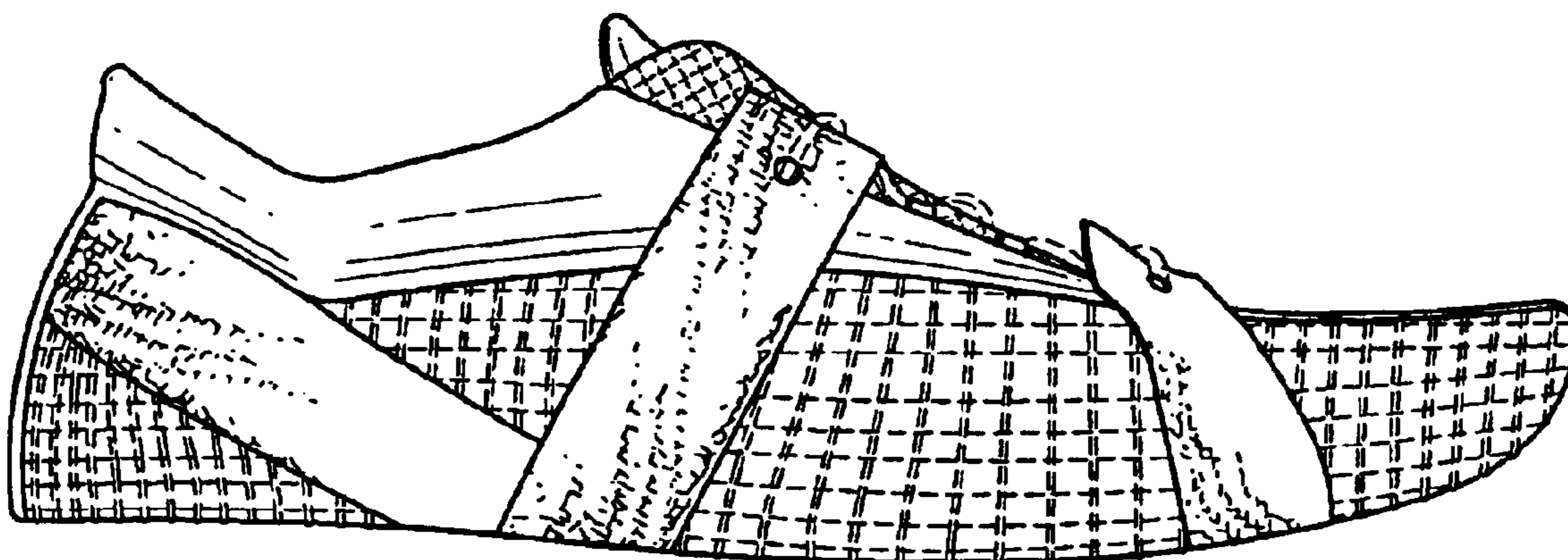


FIG. 1

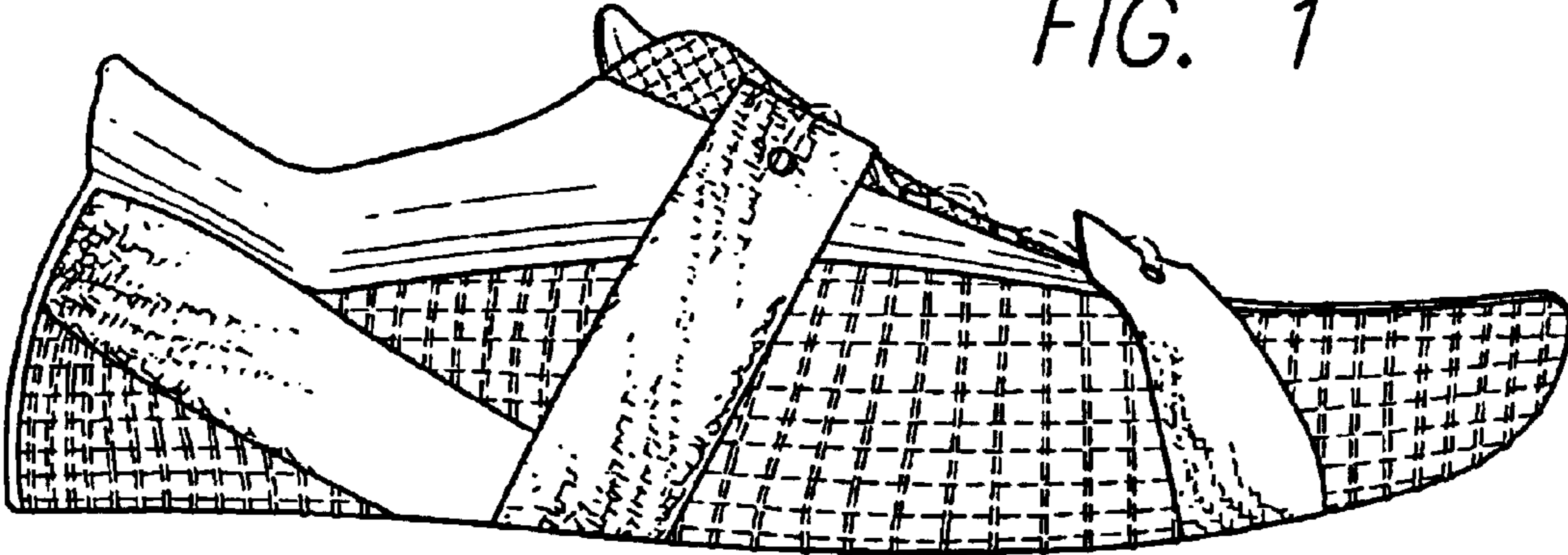


FIG. 2

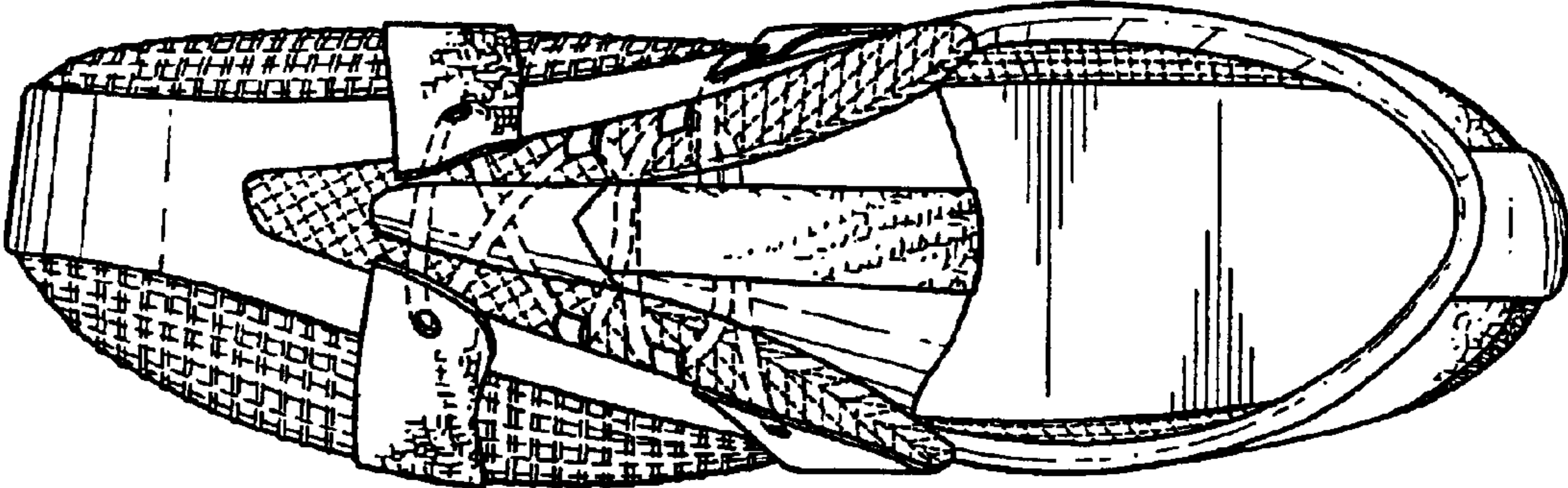
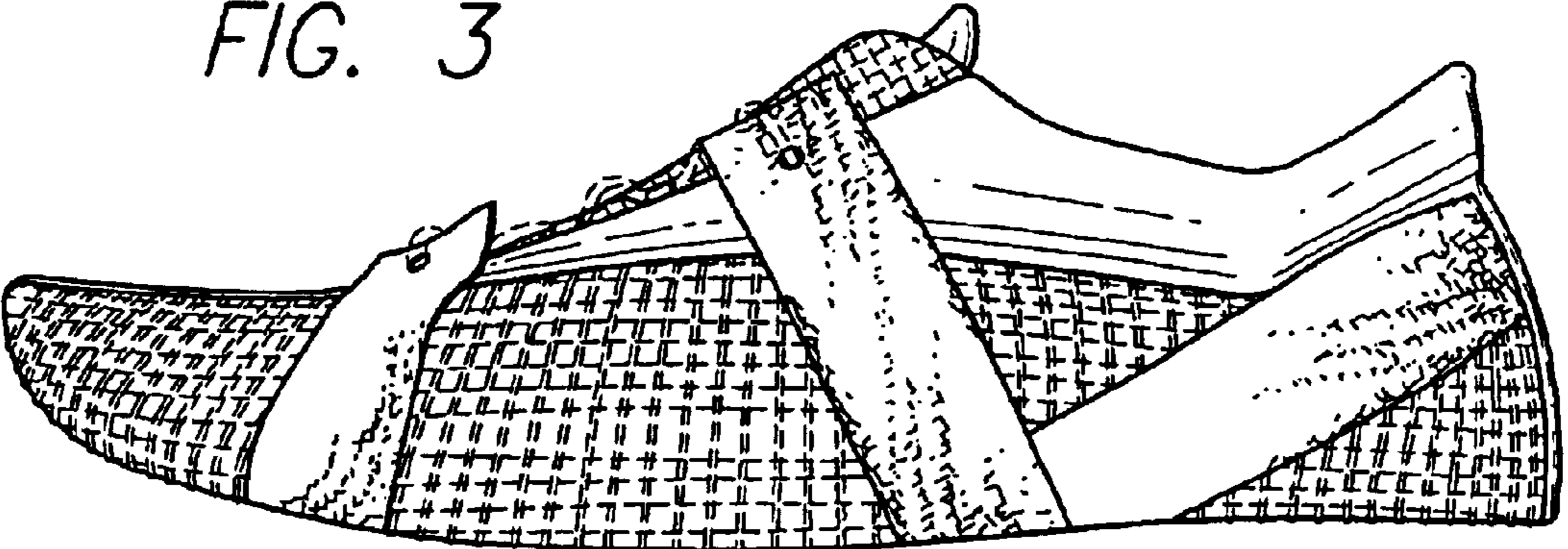


FIG. 3



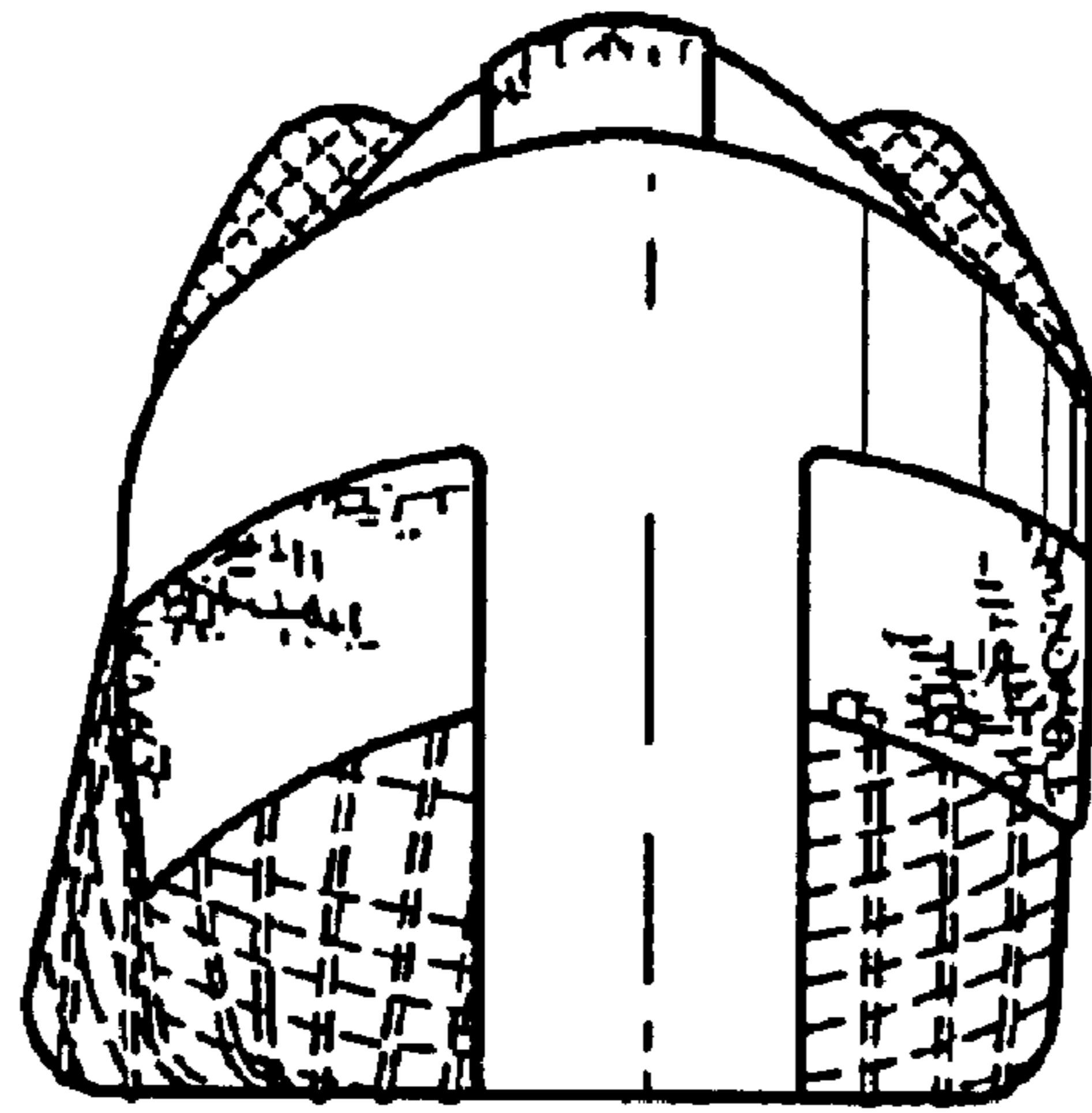


FIG. 4

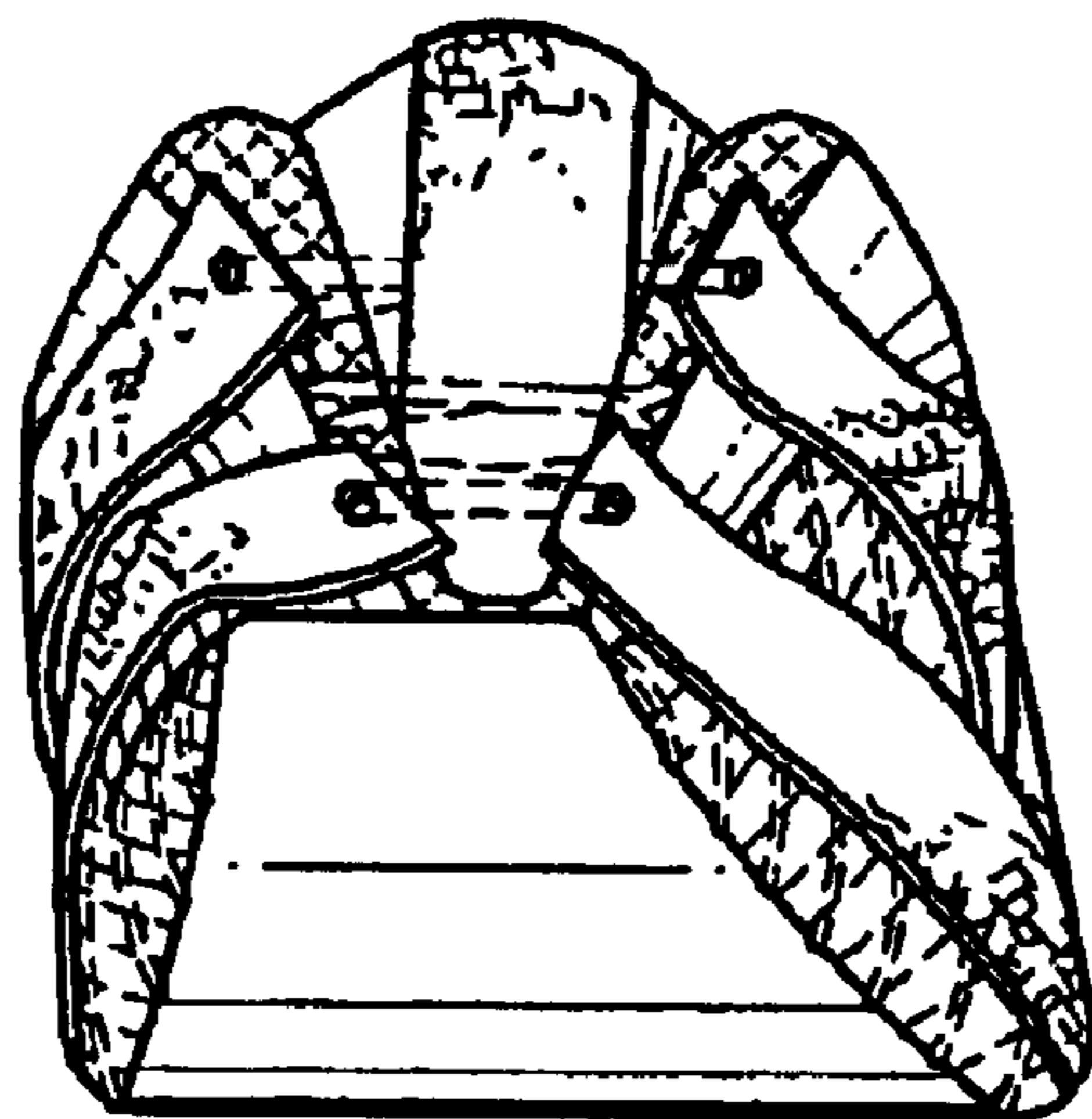


FIG. 5