



US00D498351S

(12) **United States Design Patent**  
**Morgan**

(10) **Patent No.:** **US D498,351 S**

(45) **Date of Patent:** **\*\* Nov. 16, 2004**

(54) **PORTION OF A FOOTWEAR SOLE**

(75) **Inventor:** **Mark M. Morgan, Rockford, MI (US)**

(73) **Assignee:** **Wolverine World Wide, Inc.,  
Rockford, MI (US)**

(\*\*) **Term:** **14 Years**

(21) **Appl. No.:** **29/192,120**

(22) **Filed:** **Oct. 17, 2003**

(51) **LOC (7) Cl.** ..... **02-04**

(52) **U.S. Cl.** ..... **D2/959; D2/953; D2/960**

(58) **Field of Search** ..... D2/902, 916, 917,  
D2/946-949, 951-960; 36/3 B, 22 R, 25 R,  
30 R, 32 A, 32 R, 59 R, 67 A, 67 B

(56) **References Cited**

**U.S. PATENT DOCUMENTS**

D78,191 S	*	4/1929	Bush	.....	D2/959
D79,934 S	*	11/1929	Paterson	.....	D2/959
D298,682 S	*	11/1988	Diaz	.....	D5/53
D335,572 S	*	5/1993	Peterson	.....	D2/959
D335,954 S	*	6/1993	Avar	.....	D2/954
D402,451 S	*	12/1998	Wunsch	.....	D2/959
D433,558 S	*	11/2000	Matis et al.	.....	D2/959
D433,792 S	*	11/2000	Cockrell	.....	D2/959
D440,747 S	*	4/2001	Matis et al.	.....	D2/957

D470,999 S	*	3/2003	Schroeder et al.	.....	D2/957
D476,141 S	*	6/2003	Matis	.....	D2/960
D479,035 S	*	9/2003	Adams et al.	.....	D2/959

\* cited by examiner

*Primary Examiner*—Celia A. Murphy

(74) *Attorney, Agent, or Firm*—Warner Norcross & Judd

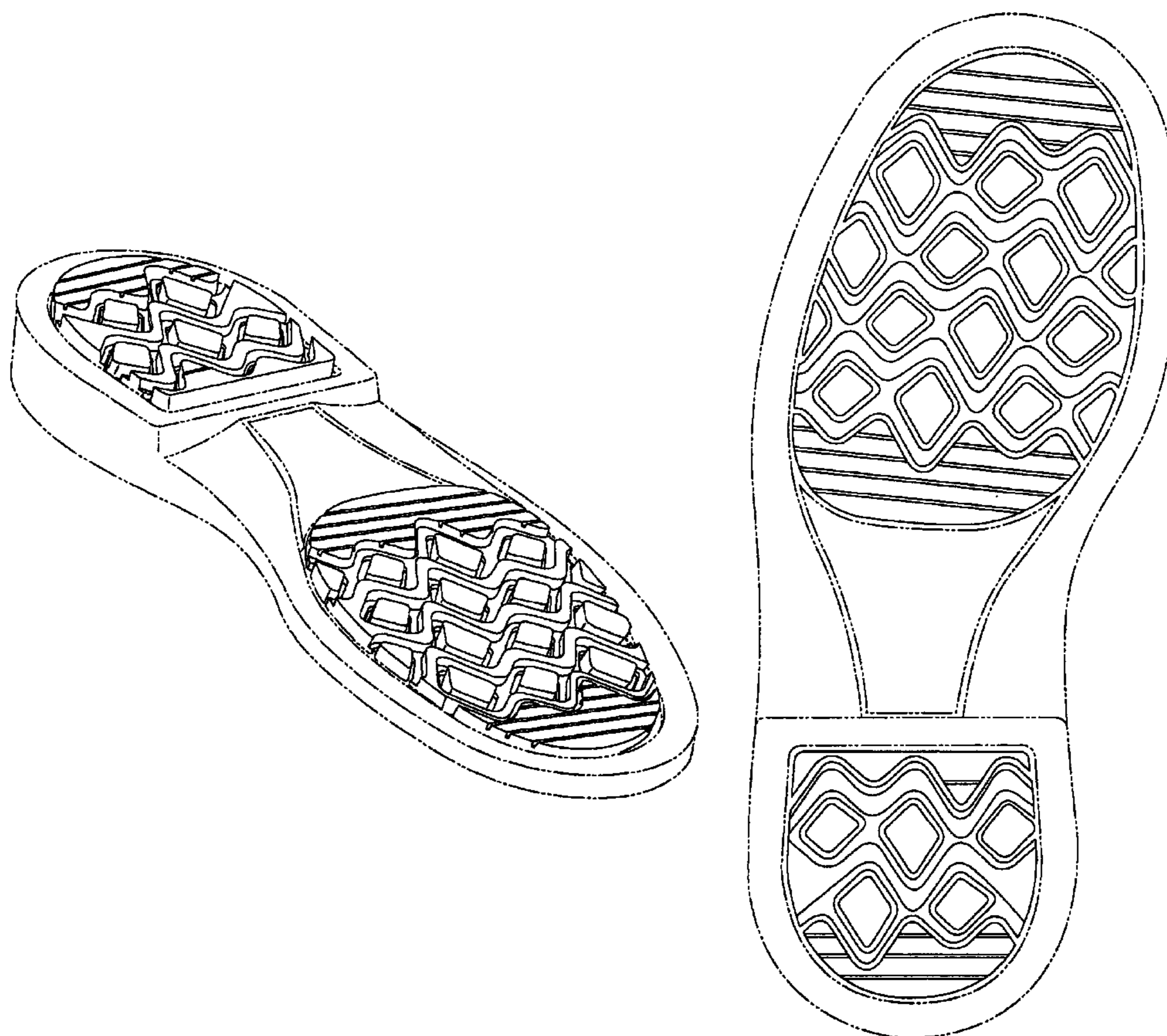
(57) **CLAIM**

The ornamental design for portion of a footwear sole, as shown and described.

**DESCRIPTION**

FIG. 1 is a perspective view of the portion of a footwear sole embodying the new design;  
 FIG. 2 is a bottom plan view thereof;  
 FIG. 3 is a right side elevational view thereof;  
 FIG. 4 is a left side elevational view thereof;  
 FIG. 5 is a front elevational view thereof; and,  
 FIG. 6 is a rear elevational view thereof.  
 FIGS. 1-6 show portions of a sole in broken lines. The broken line portions are shown for environmental purposes and does not form any part of the claimed design. The broken lines immediately adjacent to the solid lines in the views, define the boundary of the design. The broken line itself forms no part of the claim.

**1 Claim, 4 Drawing Sheets**



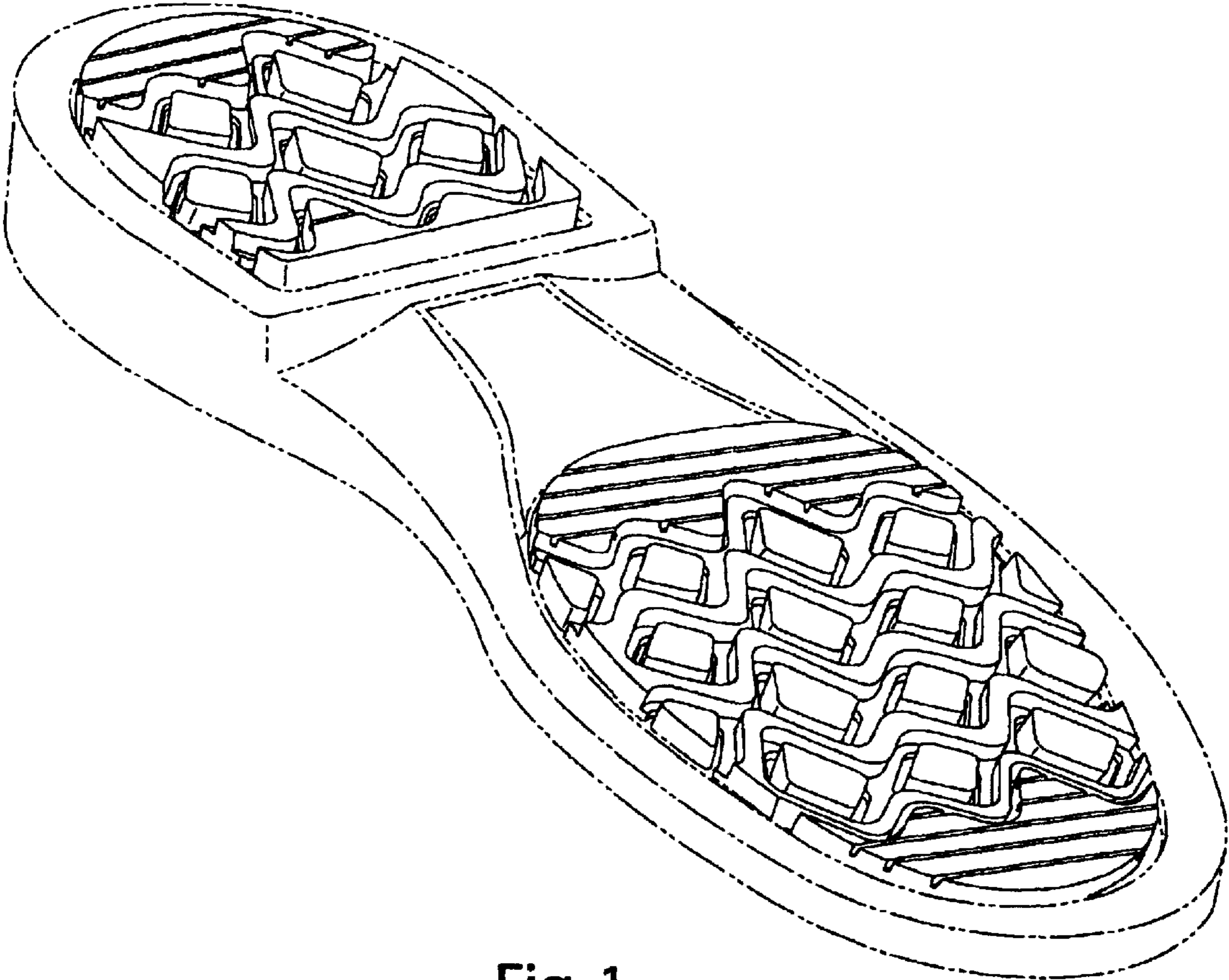


Fig. 1

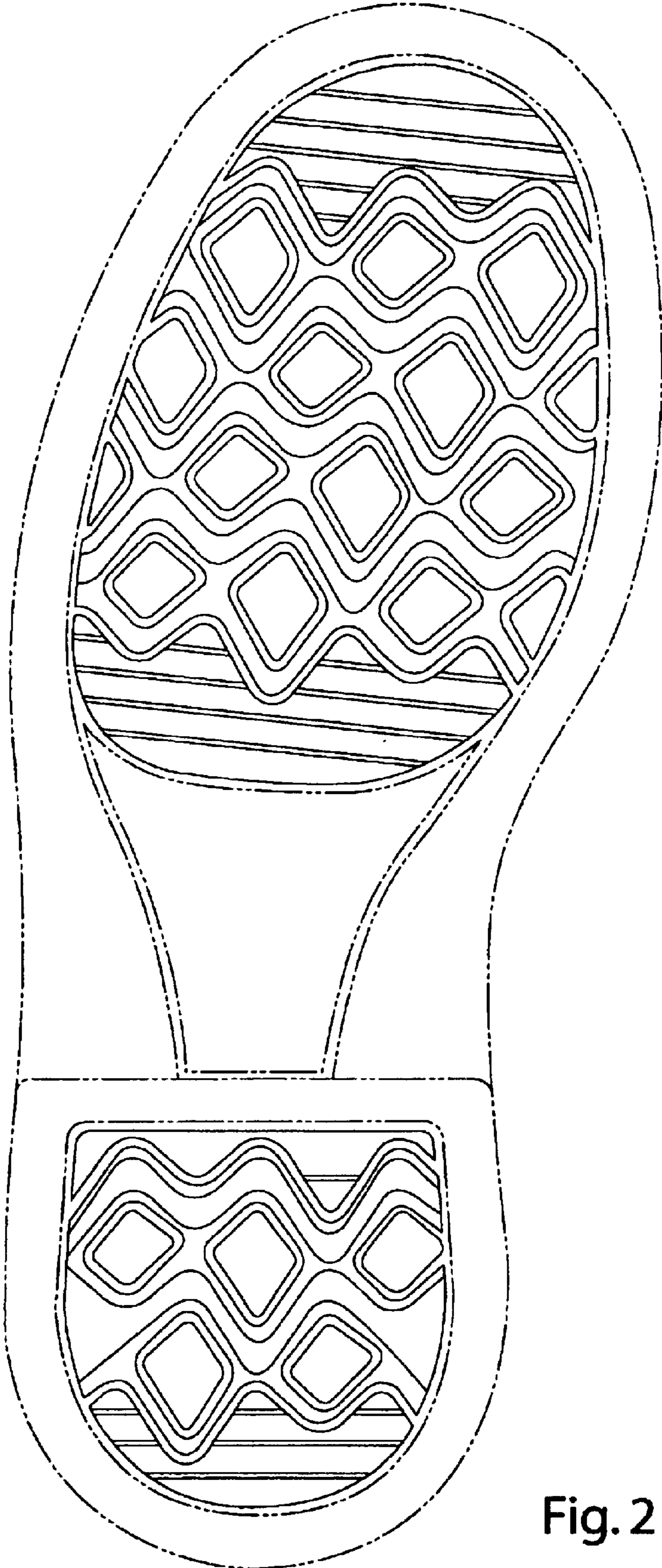


Fig. 2




Fig. 3

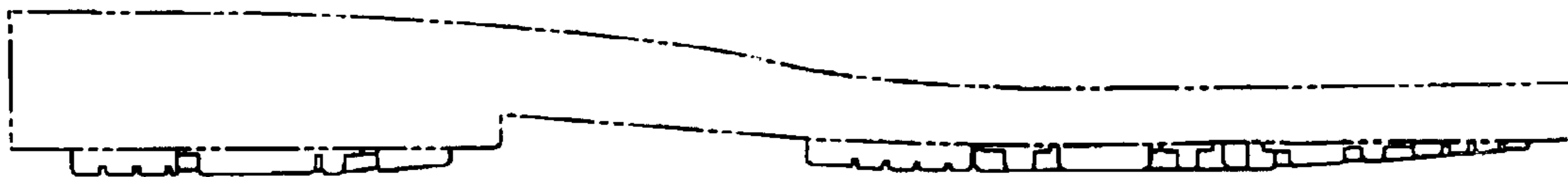


Fig. 4




Fig. 5




Fig. 6