

US00D498347S

(12) **United States Design Patent**
Gebhardt et al.

(10) **Patent No.:** **US D498,347 S**

(45) **Date of Patent:** **** Nov. 16, 2004**

(54) **BOOT UPPER**

(76) Inventors: **Joseph P. Gebhardt**, 3006 Lafayette Dr., Trenton, MI (US) 48183;
Alexandra L. Gebhardt, 3143 Lafayette Dr., Trenton, MI (US) 48183

(**) **Term:** **14 Years**

(21) **Appl. No.:** **29/191,882**

(22) **Filed:** **Oct. 15, 2003**

(51) **LOC (7) Cl.** **02-04**

(52) **U.S. Cl.** **D2/897; D2/899; D2/900; D2/910**

(58) **Field of Search** **D2/896-900, 909, D2/910, 923, 970; 36/7.1 R, 7.3, 83**

(56) **References Cited**

U.S. PATENT DOCUMENTS

D116,635 S	*	9/1939	Stuart	D2/909
D154,501 S	*	7/1949	Marx	D2/910
2,617,208 A	*	11/1952	Davis et al.	36/7.3
D269,049 S	*	5/1983	De Bertoldi	D2/910
D325,805 S	*	5/1992	Herber	D2/923
D400,343 S	*	11/1998	Davidowitz et al.	D2/910

D422,778 S	*	4/2000	Yang	D2/899
D423,197 S	*	4/2000	Yang	D2/899
D447,319 S	*	9/2001	Yang	D2/899
D479,386 S	*	9/2003	Gebhardt	D2/898
D484,298 S	*	12/2003	Navatier	D2/910

* cited by examiner

Primary Examiner—Dominic Simone

(74) *Attorney, Agent, or Firm*—Marshall & Melhorn, LLC

(57) **CLAIM**

The ornamental design for a boot upper, as shown and described.

DESCRIPTION

FIG. 1 is a perspective view of the ornamental design for a boot upper described and shown herein.

FIG. 2 is a left side elevational view thereof.

FIG. 3 is a right side elevational view thereof.

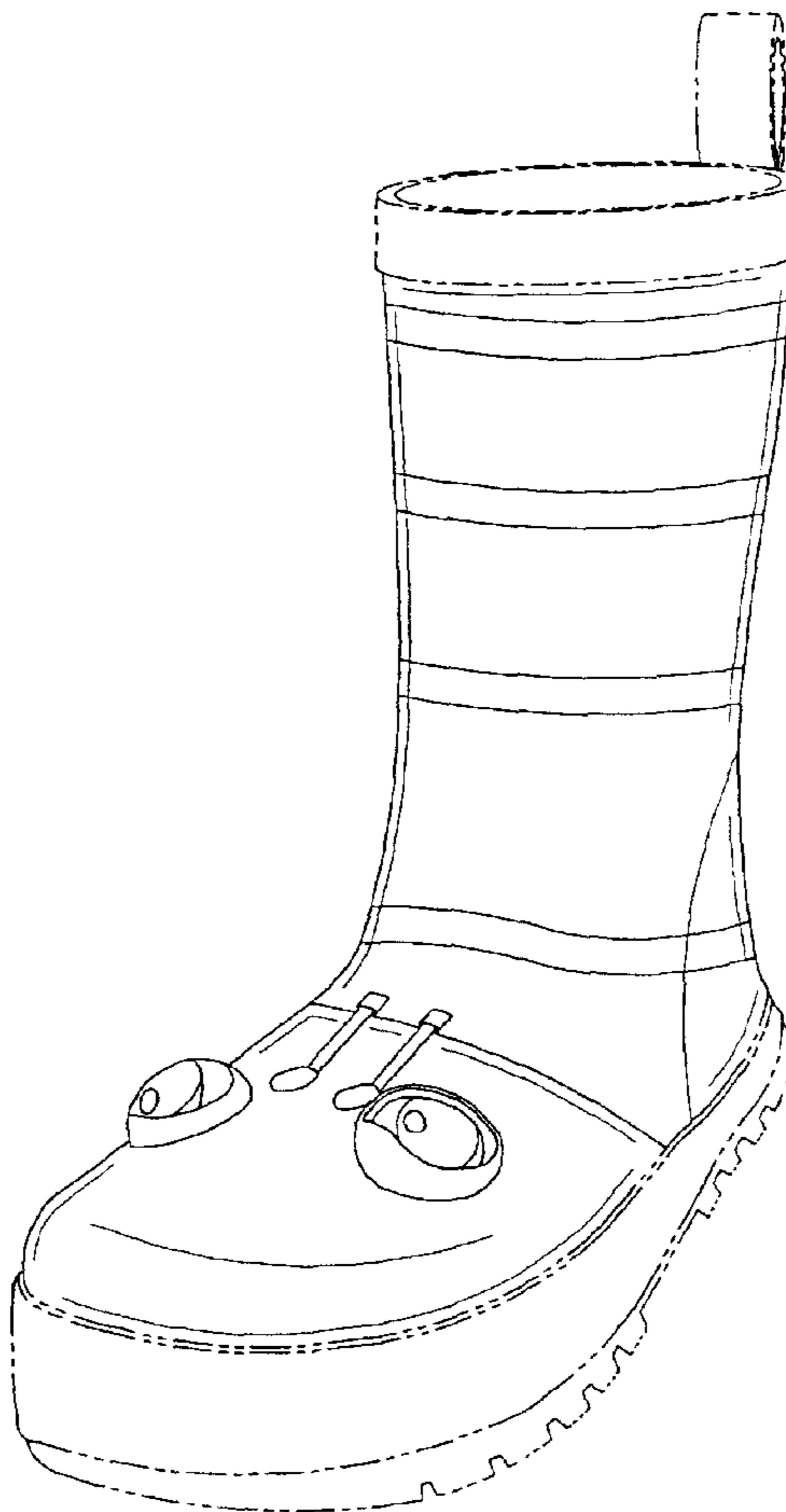
FIG. 4 is a top view thereof.

FIG. 5 is a rear elevational view thereof; and,

FIG. 6 is a top view thereof.

The surfaces of the articles not shown in the drawing, and the portions of articles shown in phantom lines, form no part of the claimed design.

1 Claim, 6 Drawing Sheets



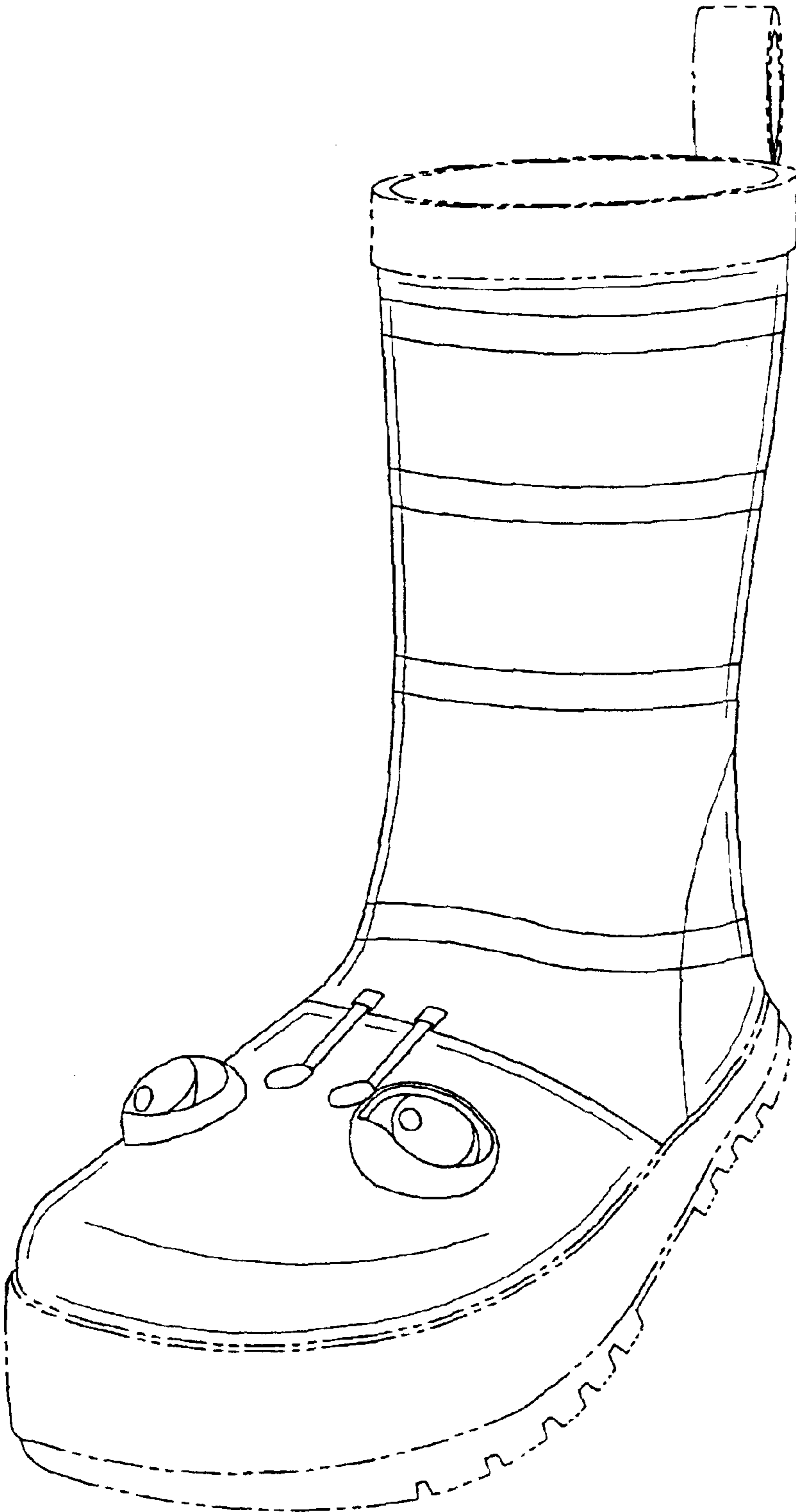


Fig-1



Fig-2



Fig-3

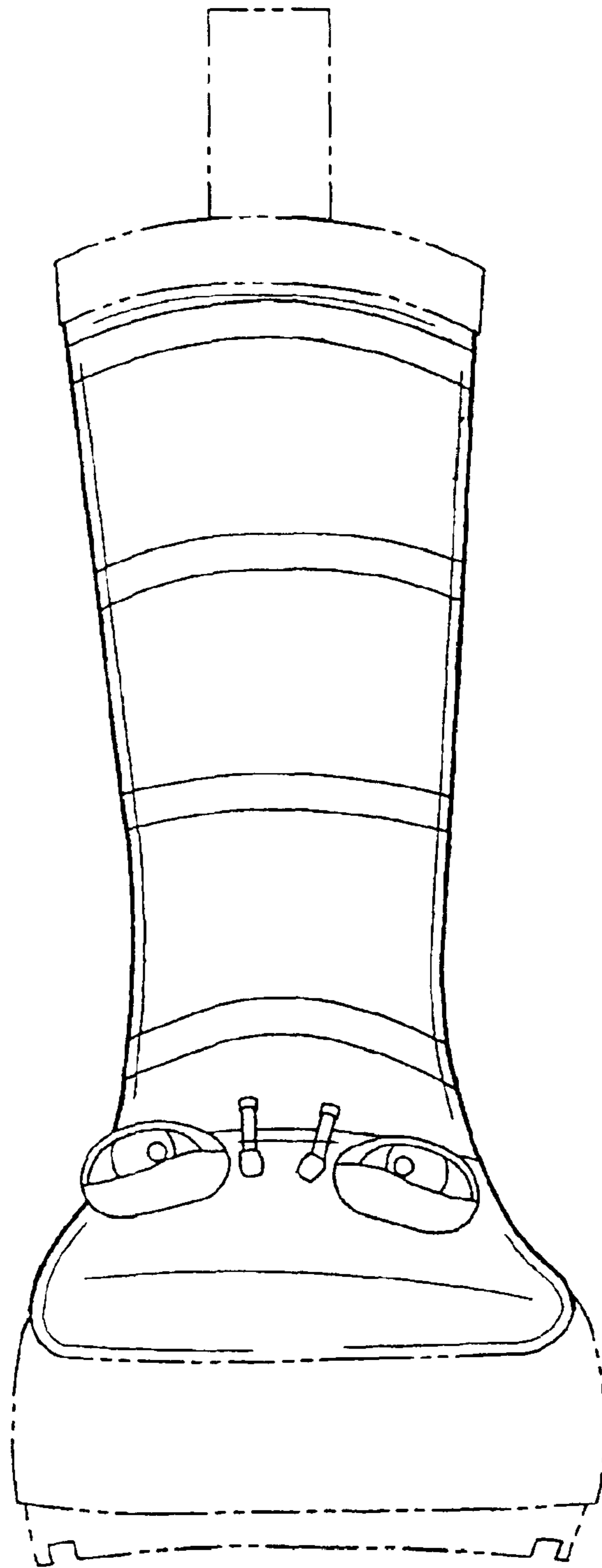


Fig-4

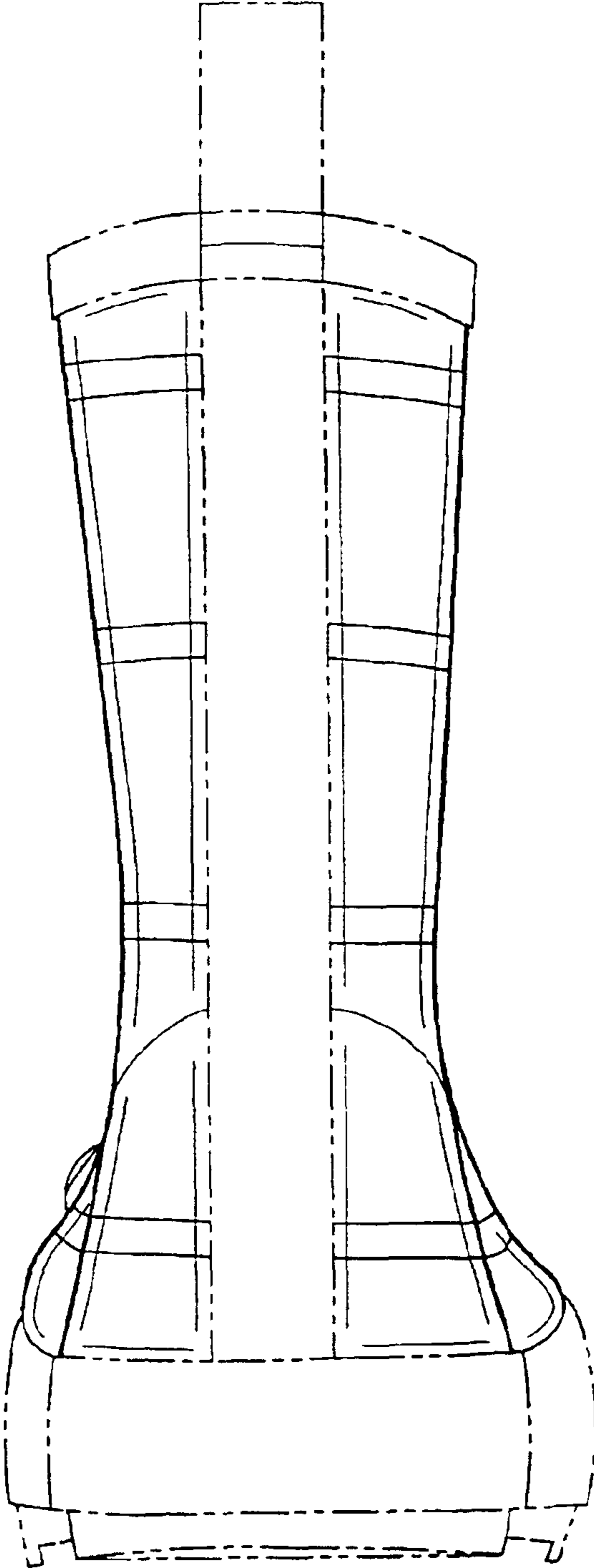


Fig-5

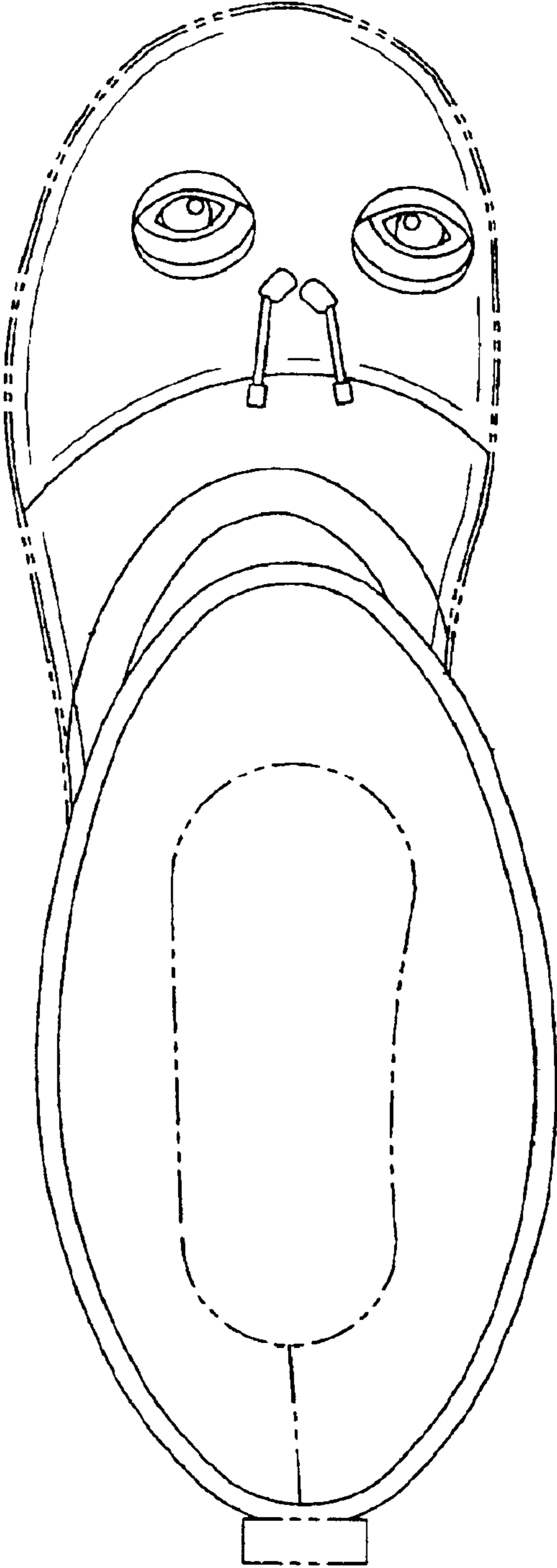


Fig-6