

US00D498342S

(12) **United States Design Patent** (10) **Patent No.:** **US D498,342 S**  
**Rao et al.** (45) **Date of Patent:** **\*\* Nov. 16, 2004**

(54) **SNACK FOOD**

(75) Inventors: **V. N. Mohan Rao**, Plano, TX (US);  
**John Louis Roper**, Plano, TX (US);  
**William Roman Slovak**, Colleyville,  
TX (US)

(73) Assignee: **Frito-Lay, North America, Inc.**, Plano,  
TX (US)

(\*\*) Term: **14 Years**

(21) Appl. No.: **29/168,974**

(22) Filed: **Oct. 11, 2002**

(51) **LOC (7) Cl.** ..... **01-01**

(52) **U.S. Cl.** ..... **D1/111; D1/106**

(58) **Field of Search** ..... **D1/111, 106, 199;**  
**426/104, 660, 282-283, 143-144, 138,**  
**87**

(56) **References Cited**

**U.S. PATENT DOCUMENTS**

D295,225 S \* 4/1988 Ito ..... D1/125  
D338,994 S \* 9/1993 Kesdekoglu ..... D1/111

**OTHER PUBLICATIONS**

Catalogue of the firm Trafile S.P.A., Issued in 1991, protected by copyright. The relevant pages are 14, 15 and 24, in which appear the snacks or pastries with reference Nos. 187, 188, 190, 191, 192, 193, 194, 195, 196, 197, 198, 199, 204, 205, 206, 207, and 395.

Catalogue of the firm Niccolai Trafile S.P.A., Issued in 1997, protected by copyright. The relevant pages are those in which appear the snacks or pastries which reference Nos. 221, 222, 223, 232, 233, 234, 235, 236, 237, 238 and 245.

\* cited by examiner

*Primary Examiner*—Pamela Burgess

(74) *Attorney, Agent, or Firm*—Colin P. Cahoon; Carstens, Yee & Cahoon,L.L.P.

(57) **CLAIM**

The ornamental design for a snack food, as shown and described.

**DESCRIPTION**

FIG. 1 is a left, bottom perspective view of the snack food of the present invention;

FIG. 2 is a right side view of the snack food of the present invention;

FIG. 3 is a left side elevation view of the snack food of the present invention;


FIG. 4 is a front elevation view of the snack food of the present invention;

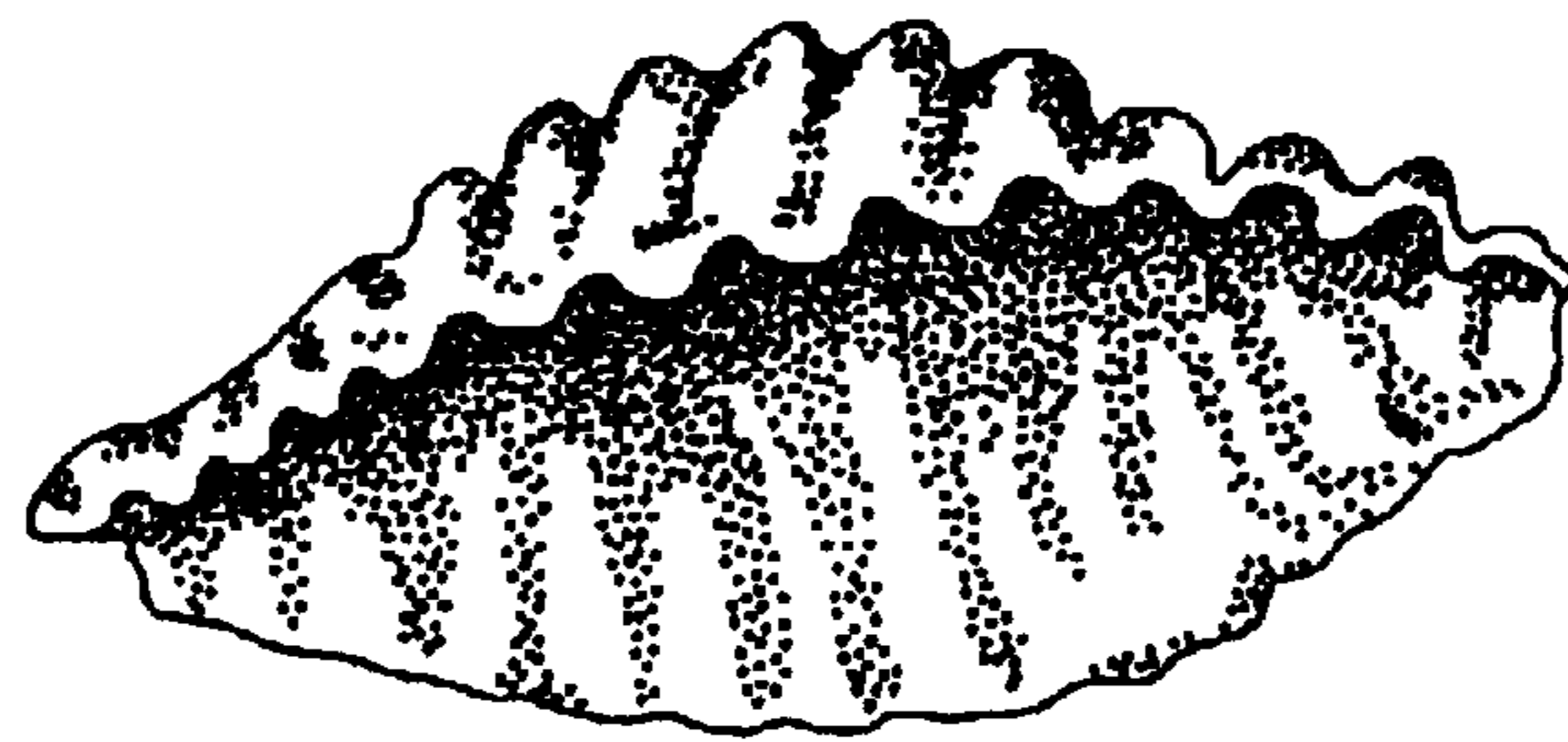
FIG. 5 is a rear elevation view of the snack food of the present invention;

FIG. 6 is a top elevation view of the snack food of the present invention; and,

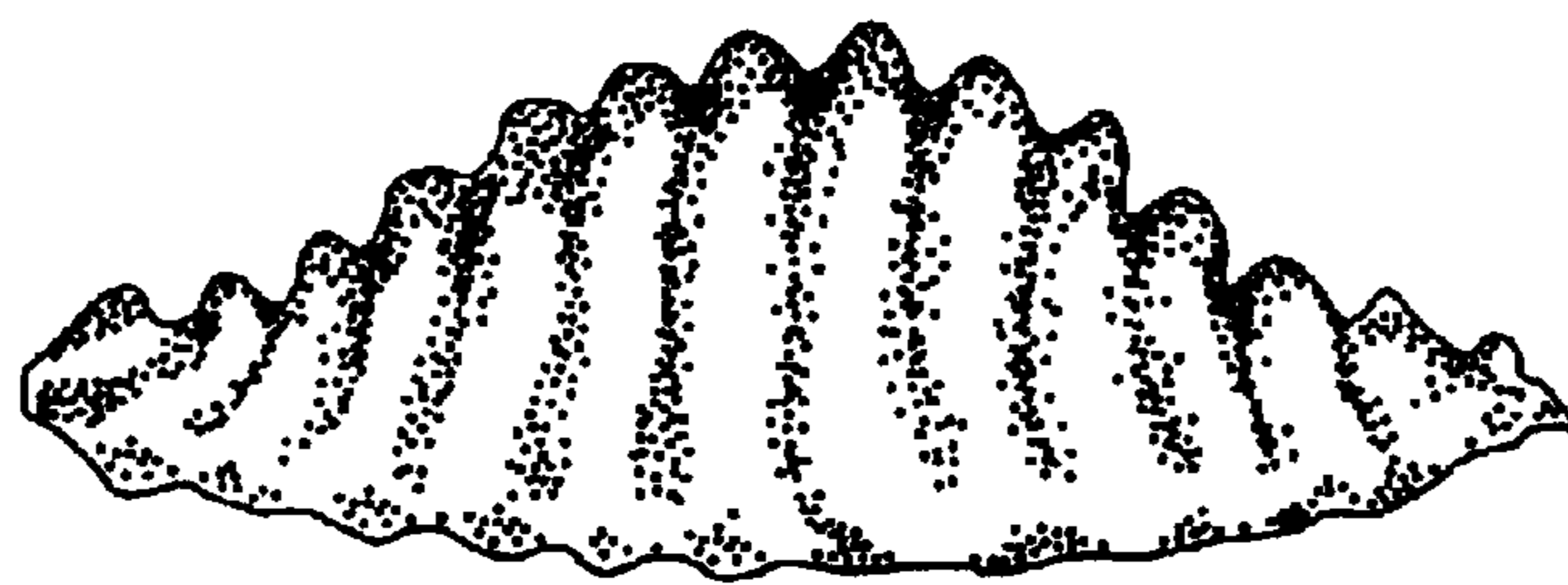
FIG. 7 is a bottom elevation view of the snack food of the present invention.

**1 Claim, 2 Drawing Sheets**

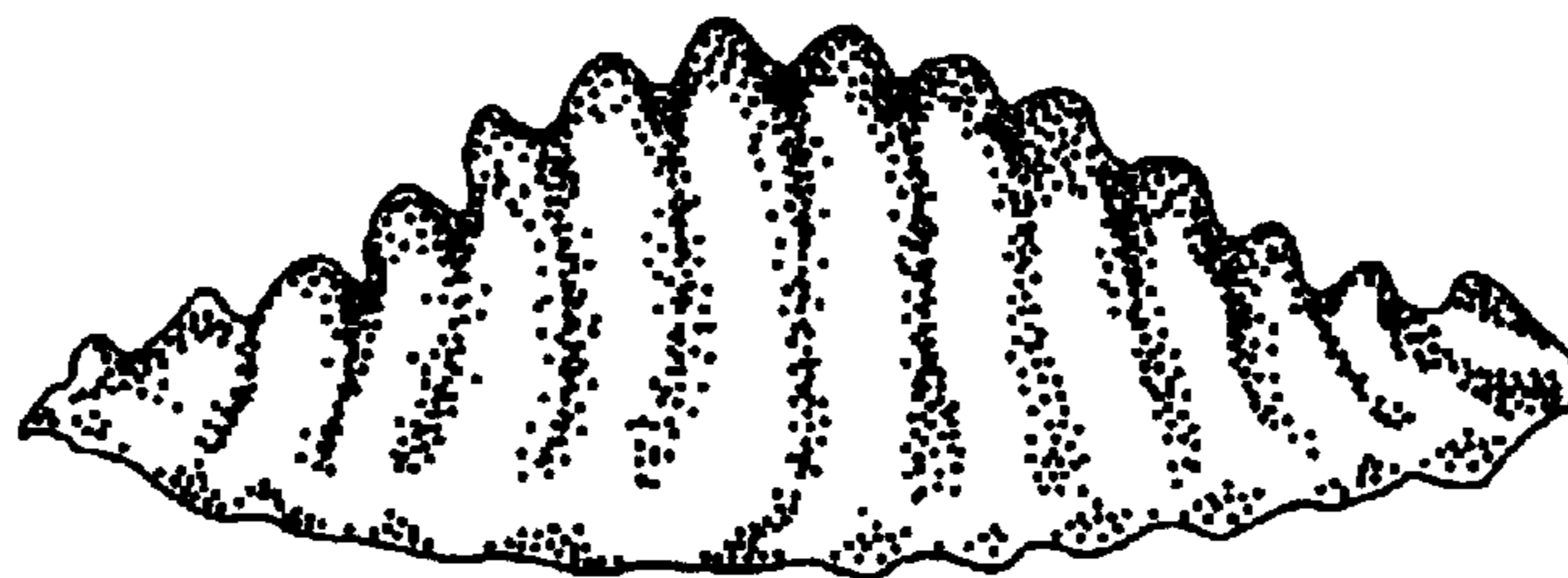




**FIG. 1**



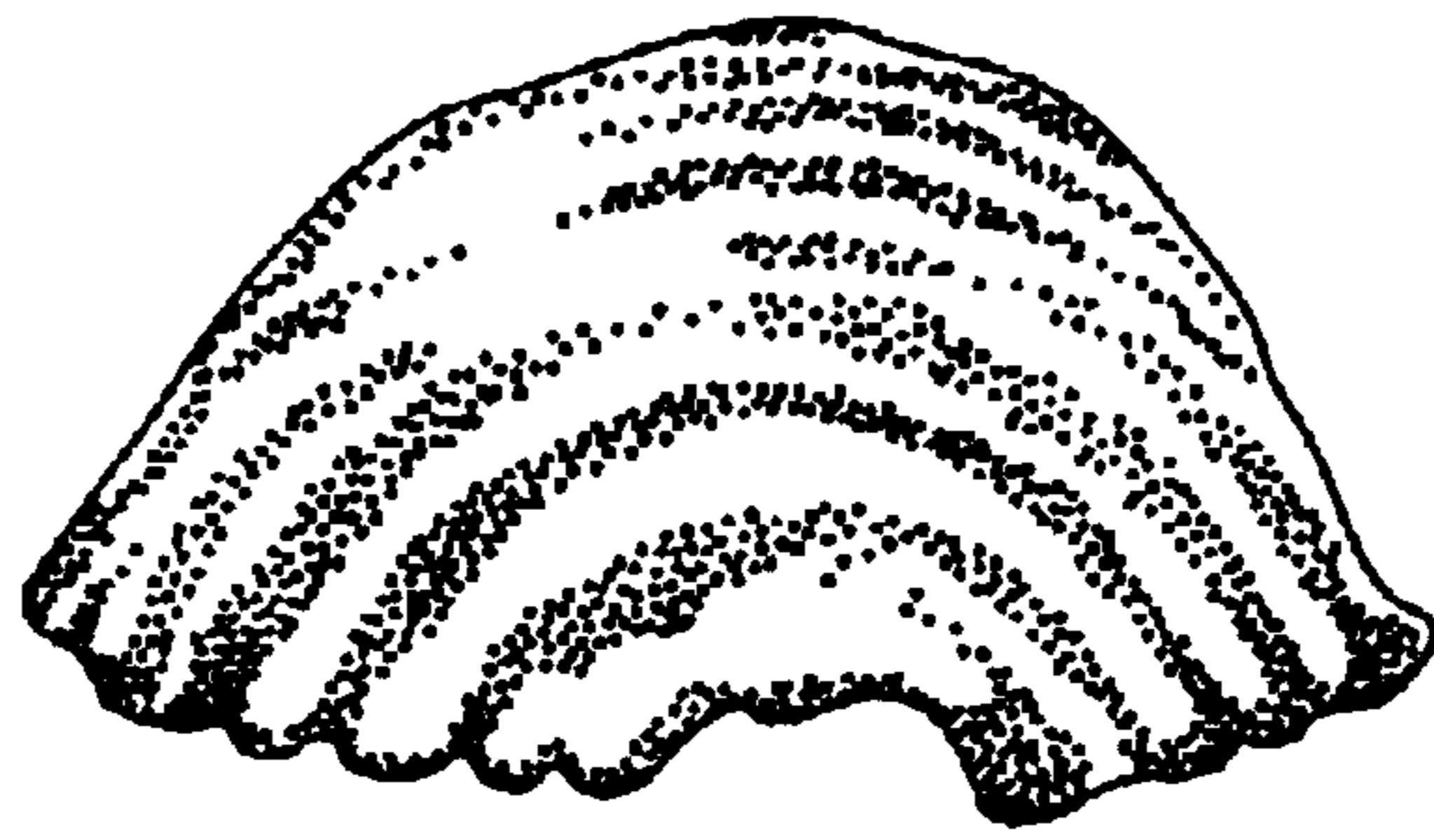
**FIG. 2**



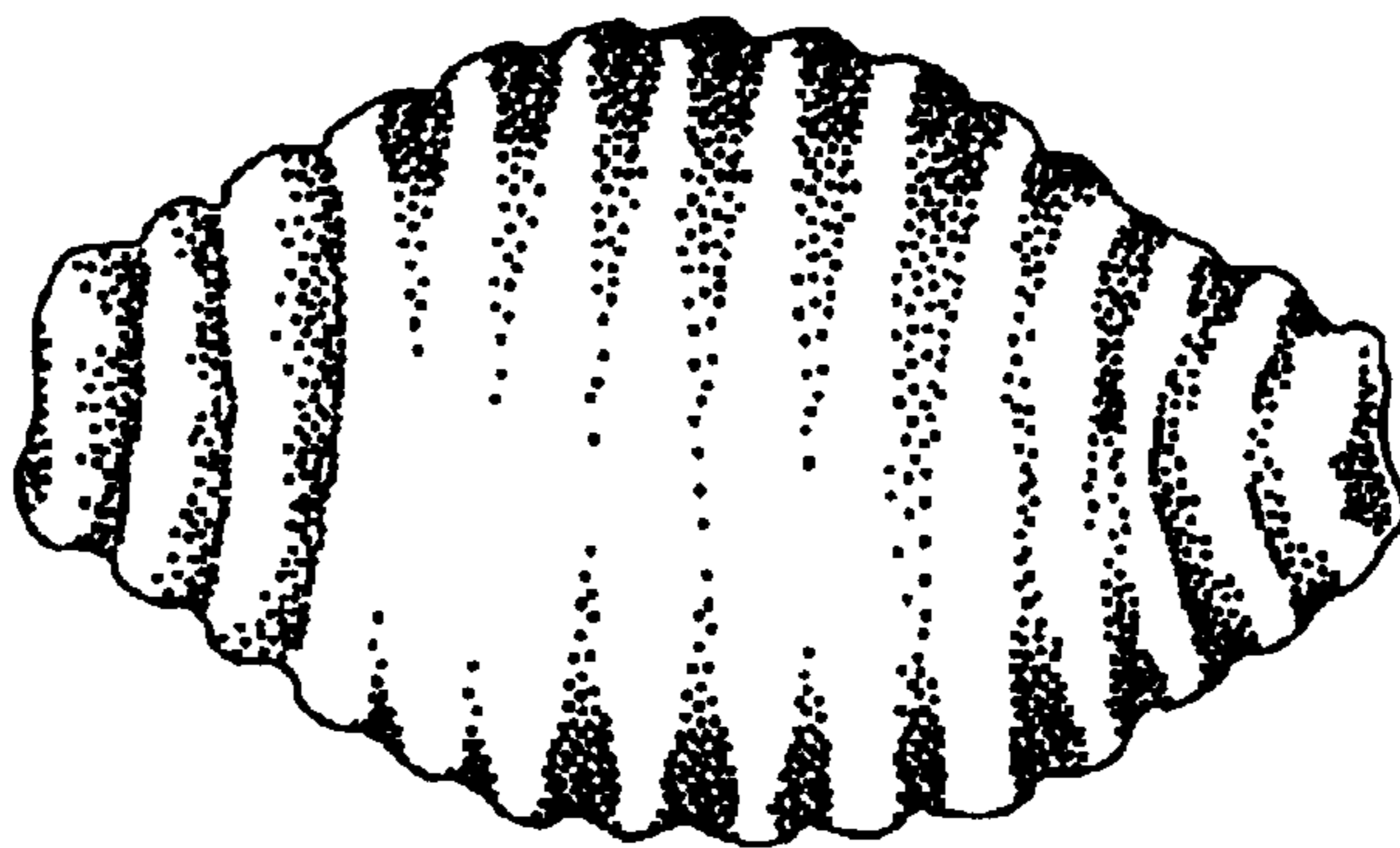
**FIG. 3**



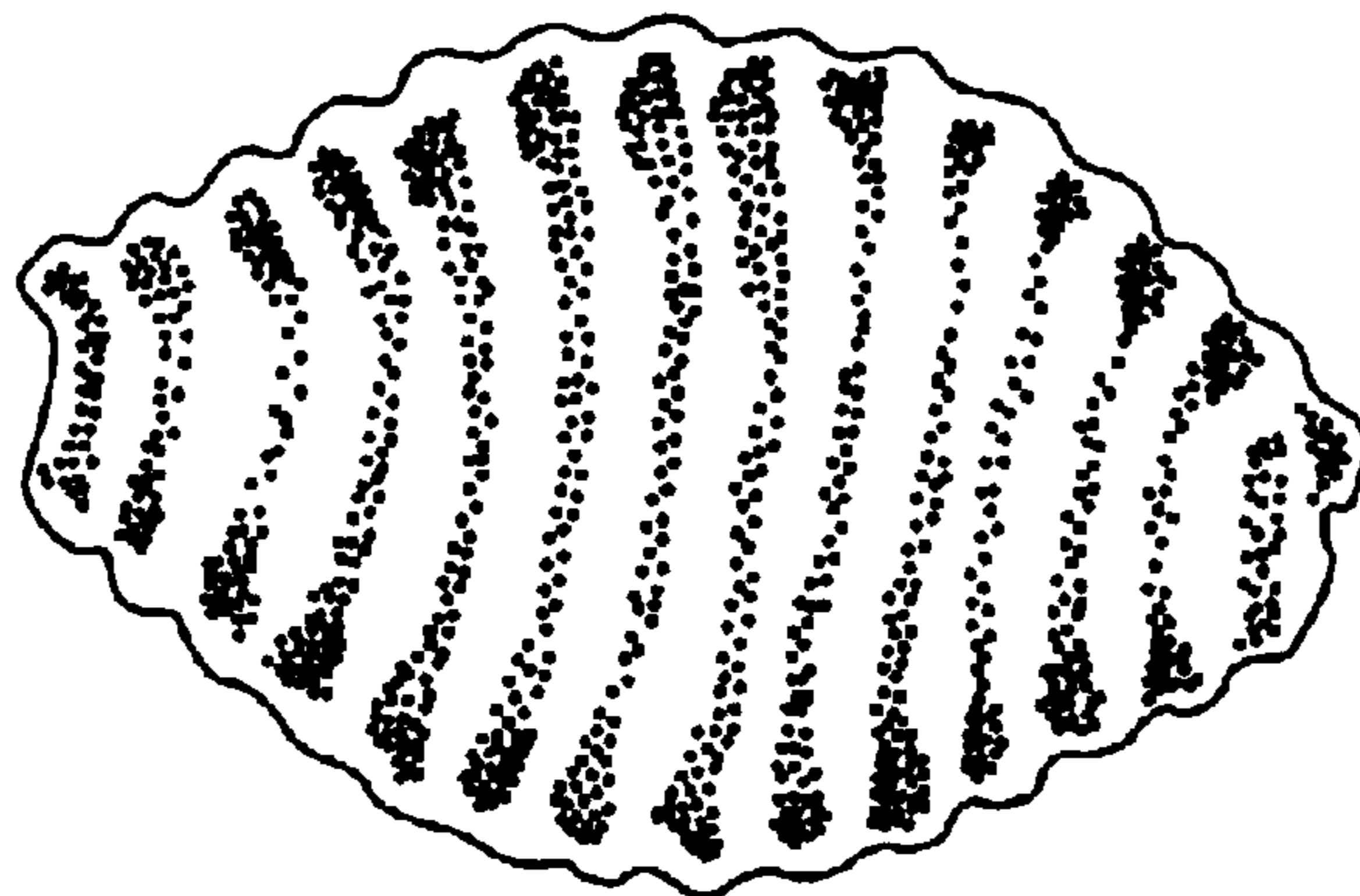
**FIG. 4**



**FIG. 5**



**FIG. 6**



**FIG. 7**