

US00D498339S

(12) **United States Design Patent**  
**Doelling**

(10) **Patent No.:** **US D498,339 S**

(45) **Date of Patent:** **\*\* Nov. 9, 2004**

(54) **BRUSH WIPER FOR PAINT CAN**

(76) **Inventor:** **Dan R. Doelling**, 600 Houze Way,  
Bldg. A2, Roswell, GA (US) 30076

(\*\*) **Term:** **14 Years**

(21) **Appl. No.:** **29/183,263**

(22) **Filed:** **Jun. 9, 2003**

(51) **LOC (7) Cl.** ..... **07-07**

(52) **U.S. Cl.** ..... **D32/54**

(58) **Field of Search** ..... D32/54; D9/435-436;  
211/65; 220/695, 697, 699-702, 736; 248/110,  
213.2; D8/349, 354, 266, 371, 380; 222/570

(56) **References Cited**

**U.S. PATENT DOCUMENTS**

375,517 A	*	12/1887	Vogel	.....	220/702
1,700,585 A	*	1/1929	Grismer	.....	220/697
2,355,549 A	*	8/1944	Myers	.....	220/700
5,626,319 A	*	5/1997	Fusillo	.....	248/213.2
D415,597 S	*	10/1999	Neff	.....	D32/54

\* cited by examiner

*Primary Examiner*—Alan P. Douglas

*Assistant Examiner*—Lavone D. Tabor

(74) *Attorney, Agent, or Firm*—Harry I. Leon

(57) **CLAIM**

The ornamental design for a brush wiper for paint can, as shown and described.

**DESCRIPTION**

FIG. 1 is a perspective view of the top right side of the brush wiper, the paint can and brush shown in dashed lines are for illustrative purposes only and form no part of the present invention;

FIG. 2 is an enlarged bottom perspective view of the invention according to FIG. 1;

FIG. 3 is a right side elevational view of FIG. 2;

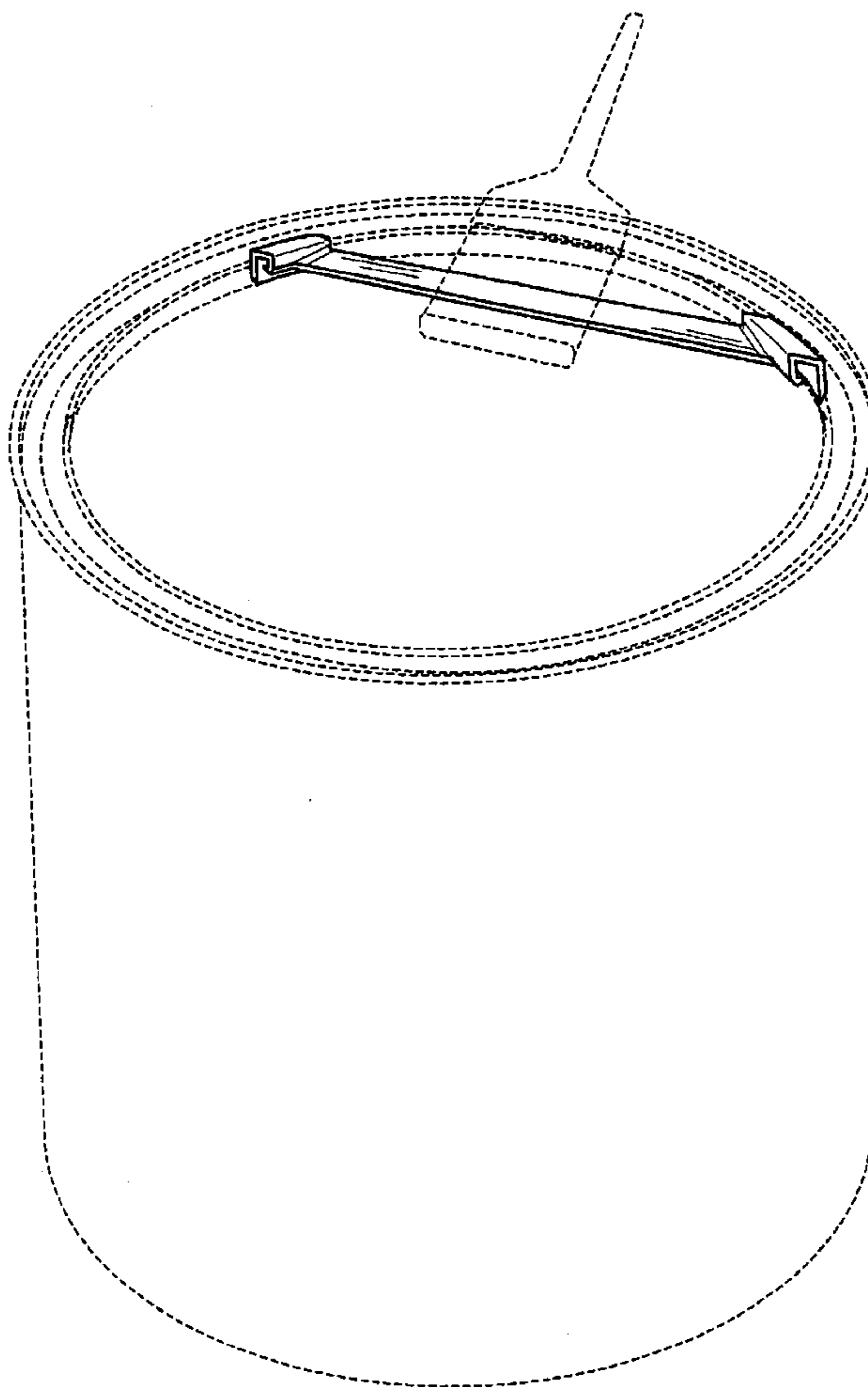
FIG. 4 is a left side elevational view of FIG. 2;

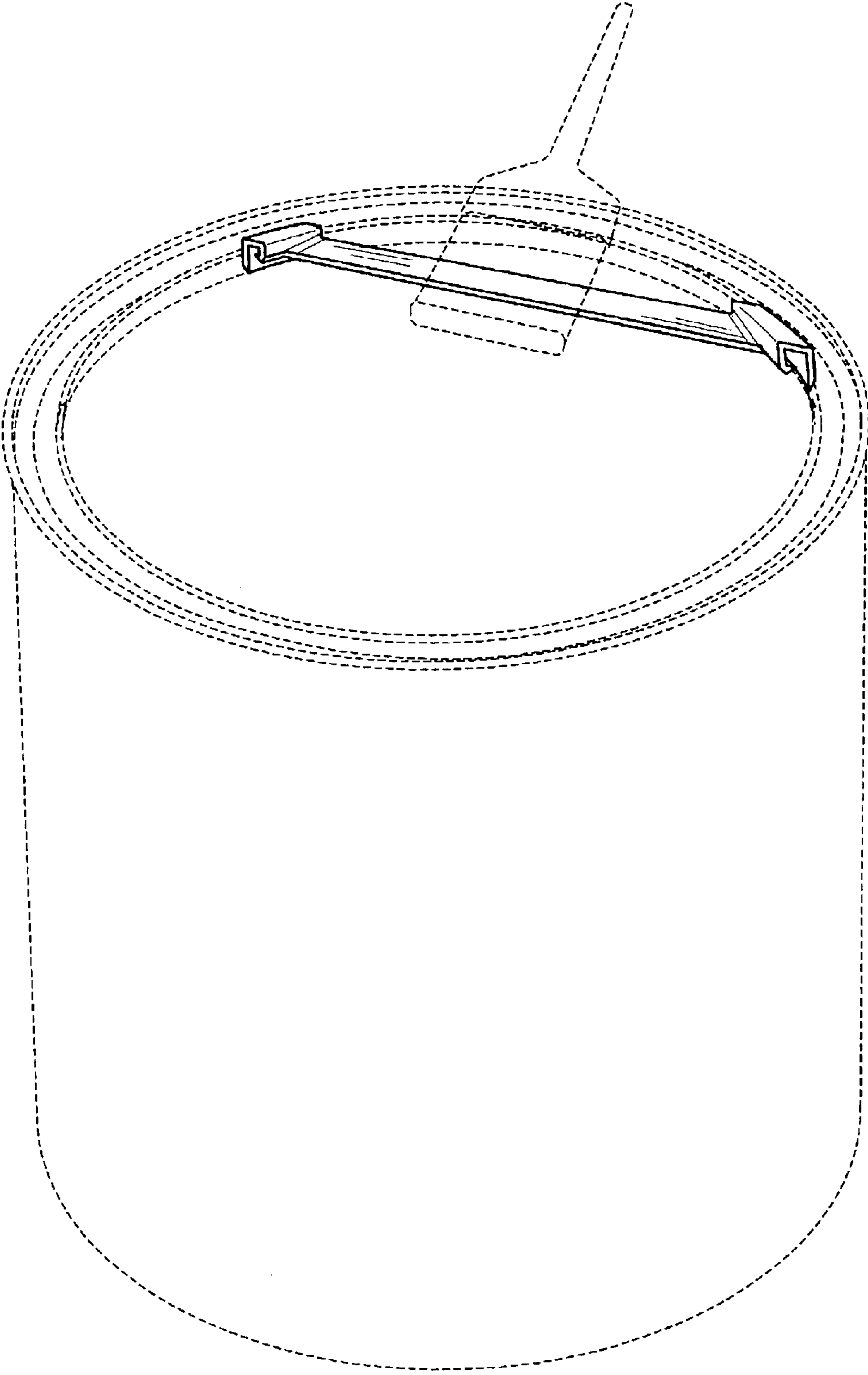
FIG. 5 is a top plan view of FIG. 2;

FIG. 6 is a bottom plan view of FIG. 2; and,

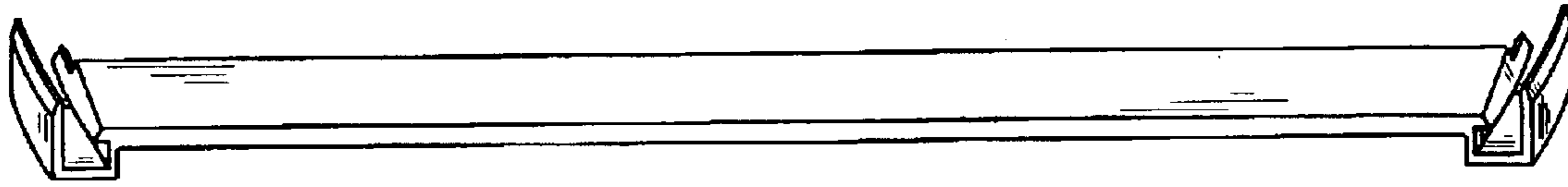
FIG. 7 is an enlarged cross-sectional view taken along line 7—7 of FIG. 5.

**1 Claim, 2 Drawing Sheets**

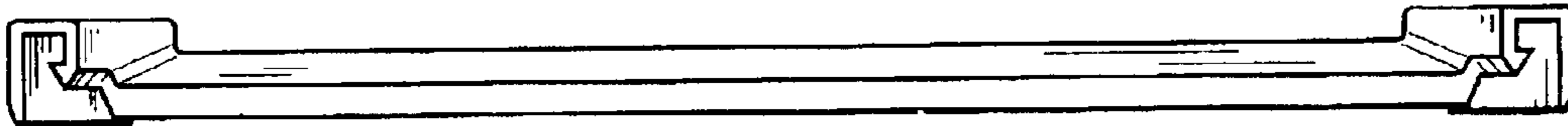





**Fig. 1**




**Fig. 2**




**Fig. 3**



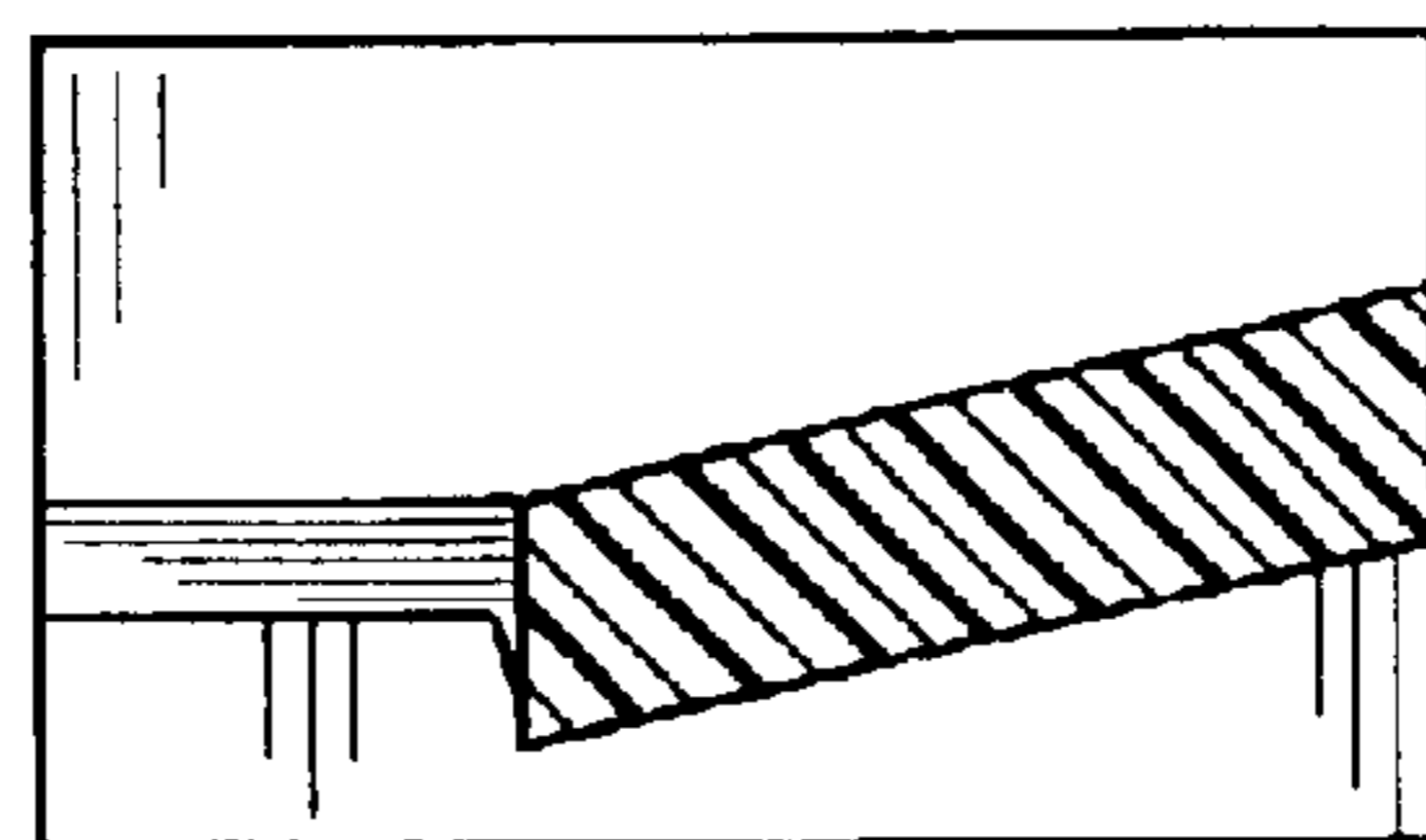
**Fig. 4**



**Fig. 5**



**Fig. 6**



**Fig. 7**