

US00D498336S

(12) **United States Design Patent**
Hong

(10) **Patent No.:** **US D498,336 S**

(45) **Date of Patent:** **** Nov. 9, 2004**

(54) **DOG COLLAR**

D436,698 S 1/2001 Noguero
6,422,177 B1 * 7/2002 Noguero 119/856

(76) **Inventor:** **Chong K. Hong**, 22145 Bellcroft Dr.,
Fremont, CA (US) 92630

* cited by examiner

(**) **Term:** **14 Years**

Primary Examiner—Pamela Burgess
(74) *Attorney, Agent, or Firm*—Richard C. Litman

(21) **Appl. No.:** **29/197,392**

(57) **CLAIM**

(22) **Filed:** **Jan. 15, 2004**

The ornamental design for a dog collar, as shown and described.

(51) **LOC (7) Cl.** **30-04**

(52) **U.S. Cl.** **D30/152**

(58) **Field of Search** D30/152, 153;
D2/627-628, 638; D11/3, 5, 25; 119/858-859,
856, 860-861, 863-865, 653, 854

DESCRIPTION

FIG. 1 is a front perspective view of a dog collar showing my new design, the broken lines shown are for illustrative purposes only and form no part of the claimed design; and, FIG. 2 is a front elevational view thereof, it being understood that both ends are shown so as to represent indeterminate length.


The broken line showing of the dog in FIG. 4 is for illustrative purposes only and forms no part of the claimed design. Both ends of the collar in FIGS. 1-3 are shown so as to indicate indefinite length.

(56) **References Cited**

U.S. PATENT DOCUMENTS

1,060,229 A	*	4/1913	Casper et al.	40/640
D180,236 S	*	5/1957	Lewis	D2/638
D272,107 S	*	1/1984	Elliott et al.	D2/627
D377,245 S		1/1997	Norman et al.	
D417,040 S	*	11/1999	Weick	D30/152
D431,696 S		10/2000	Constantino	

1 Claim, 2 Drawing Sheets






Fig. 1

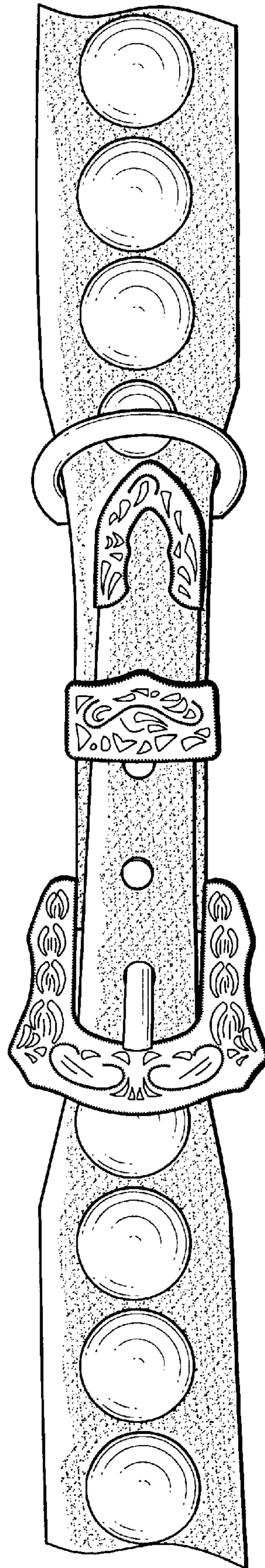


Fig. 2